

TIP

Transportation Improvement Program

FY 2027-2031 Metropolitan Planning Organization
Pioneer Valley Region, Massachusetts

April 2026

Endorsed May 26, 2026



Pioneer Valley
Planning Commission



Pioneer Valley
Metropolitan Planning Organization

TRANSPORTATION IMPROVEMENT PROGRAM (TIP)

2027 - 2031

FOR THE
METROPOLITAN PLANNING ORGANIZATION
PIONEER VALLEY REGION,
MASSACHUSETTS

Endorsed May 26, 2026



**Pioneer Valley
Planning Commission**

This document was prepared under contract with the Massachusetts Department of Transportation. This report was funded in part through grant[s] from the Federal Highway Administration [and Federal Transit Administration], U.S. Department of Transportation. The views and opinions of the authors [or agency] expressed herein do not necessarily state or reflect those of the U. S. Department of Transportation

Notice of Nondiscrimination Rights and Protections to Beneficiaries

Federal Title VI/Nondiscrimination Protections

The Pioneer Valley Metropolitan Planning Organization (PVMPO) and the Massachusetts Department of Transportation (MassDOT) comply with Title VI of the Civil Rights Act of 1964, which prohibits discrimination on the basis of race, color, or national origin (including limited English proficiency). Related federal and state nondiscrimination laws prohibit discrimination on the basis of age, sex, disability, and additional protected characteristics.

Individuals who believe they have been discriminated against may [file a complaint](#) with the following:

Pioneer Valley Metropolitan Planning Organization
MPO Title VI Specialist
60 Congress Street
Springfield, MA 01104
Phone 413-781-6045 TTD/TTY (413-781-7168)
E-mail: pvm pocivilrights@pvpc.org
U.S. Department of Transportation
Office of Civil Rights
1200 New Jersey Avenue, SE
Washington, DC 20590
Website: civilrights.justice.gov/

MassDOT Title VI Specialists
Office of Diversity and Civil Rights – Title VI Unit
10 Park Plaza, Suite 3800
Boston, MA 02116
Phone: (857) 368-8580 or 7-1-1 for Relay Service
Email: MassDOT.CivilRights@state.ma.us
Federal Transit Administration
Office of Civil Rights
Attention: Complaint Team East Building, 5th Floor—TCR 1200 New Jersey Avenue, SE
Washington, DC 20590
[FTA online complaint form](#)

The PVMPO complies with the Governor's Executive Order 526, section 4 requiring all programs, activities, and services provided, performed, licensed, chartered, funded, regulated, or contracted for by the state shall be conducted without unlawful discrimination based on race, color, age, gender, ethnicity, sexual orientation, gender identity or expression, religion, creed, ancestry, national origin, disability, veteran's status (including Vietnam-era veterans), or background.

English: If this information is needed in another language, please contact the PVPC Title VI Specialist at 413-781-6045.

Portuguese: Caso esta informação seja necessária em outro idioma, favor contar o Especialista em Título VI do PVPC pelo telefone 413-781-6045.

Spanish: Si necesita esta información en otro idioma, por favor contacte al especialista de PVPC del Título VI al 413-781-6045.

Chinese Simplified: (mainland & Singapore): 如果需要使用其它语言了解信息，请联系马萨诸塞州交通部（PVPC）《民权法案》第六章专员，电话413-781-6045。

Chinese Traditional: (Hong Kong & Taiwan): 如果需要使用其它语言了解信息，請聯繫馬薩諸塞州交通部（PVPC）《民權法案》第六章專員，電話413-781-6045。

Russian: Если Вам необходима данная информация на любом другом языке, пожалуйста, свяжитесь со специалистом по Титулу VI Департамента Транспорта штата Массачусетс (PVPC) по тел:413-781-6045.

Haitian Creole: Si yon moun vle genyen enfòmasyon sa yo nan yon lòt lang, tanpri kontakte Espesyalis PVPC Title VI la nan nimewo 413-781-6045.

Vietnamese: Nếu quý vị cần thông tin này bằng tiếng khác, vui lòng liên hệ Chuyên viên Luật VI của PVPC theo số điện thoại 413-781-6045.

French: Si vous avez besoin d'obtenir une copie de la présente dans une autre langue, veuillez contacter le spécialiste du Titre VI de PVPC en composant le 413-781-6045.

Italian: Se ha bisogno di ricevere queste informazioni in un'altra lingua si prega di contattare lo Specialista PVPC del Titolo VI al numero 413-781-6045.

Khmer: របស់វី ៩ ៩ ើរើបណក-អកតវការបកករបពតមាើននៈ

សមទាក់ទកអកដើកទើសលើ ពំ ក៩៦ របស់PVPC តាមរយៈវី លខ៩ រសព ៩413-781-6045

Programs to Support Civil Rights

The MPO administers several programs to ensure that protected populations have equal access to the benefits of, and participation in, the MPO's transportation-planning process, free from discrimination.

MPO Title VI Program: Develops strategies, actions, and analyses needed to comply with FTA Title VI and FHWA Title VI/nondiscrimination requirements. The MPO reports its actions to comply with FTA requirements every three years; while FHWA requires compliance updates annually. The most recent triennial report can be found [here](#).

Public Participation Program: Provides avenues through which all residents, including protected populations, can participate in the MPO's transportation-planning and decision-making process.

:

Table of Contents

PREFACE 1

I. GENERAL SUPPORT INFORMATION 3

FEDERAL AUTHORIZATION 3

 THE TEN PLANNING FACTORS ARE AS FOLLOWS 3

CONFORMITY WITH THE REGIONAL TRANSPORTATION PLAN 10

METROPOLITAN PLANNING ORGANIZATION 10

DEVELOPMENT OF THE TIP 12

PROJECT SELECTION AND PROGRAMMING 15

AMENDMENT/ADJUSTMENT OF THE TIP 16

DESCRIPTION OF FUNDING SOURCES 18

TRANSPORTATION SYSTEM OPERATING AND MAINTENANCE COSTS 20

II. PUBLIC PARTICIPATION SUMMARY AND CHANGES 23

III. FEDERAL COMPONENT 27

PIONEER VALLEY MPO ENDORSEMENT 28

CERTIFICATION OF THE 3-C PLANNING PROCESS 29

FUNDING INFORMATION 31

THE GEOGRAPHIC DISTRIBUTION OF FEDERAL TARGET FUNDS 33

 A detailed map can be viewed HERE IV. FEDERAL AID REGIONAL PROJECT LISTINGS 36

ORGANIZATION OF PROJECT LISTINGS 37

V. TRANSIT PROJECT LISTING FOR FFY 2027-2031 58

VI. PROJECT IMPLEMENTATION 77

VII. AIR QUALITY CONFORMITY INFORMATION FFY 2027-2031 82

VIII. GREENHOUSE GAS MONITORING AND EVALUATION 87

APPENDICES 105

Appendix A MassDOT Targets 106

Appendix B.1 Additional Project Information (Highway) 118

Appendix B.2 Additional Project Information (Transit) 128

Appendix C Operating and Maintenance Expenditures 2027-2031	150
Figure 4 FFY 2027-2031 Estimated Transit Operations and Maintenance Expenditures	157
Appendix D Performance Linked Investments 2027-2031	159
Appendix E Statewide Projects	176
Appendix F Metropolitan Planning Area (MPA) State and Local Consulted Agencies	191
Appendix G FAST Act Performance Management Information	193
Appendix H Planning Acronyms	195

List of Tables and Figures

TABLE 1 REGIONAL PERFORMANCE TARGET STATUS.....	5
FIGURE 1 HIGHWAY PERFORMANCE MEASURES (TARGET PROJECTS)	6
FIGURE 2 HIGHWAY PERFORMANCE MEASURES (ALL FUNDING)	6
TABLE 2 PERFORMANCE TARGETS FOR THE PIONEER VALLEY MPO	6
TABLE 3 PERFORMANCE MEASURE INVESTMENTS.....	7
TABLE 4 TAM AND PTASP INVESTMENTS	8
FIGURE 3 TRANSIT PERFORMANCE MEASURES	9
TABLE 5 CURRENT MPO MEMBERSHIP	10
SUMMARY OF TIP REVISIONS	16
TABLE 6 TRANSPORTATION OPERATING AND MAINTENANCE EXPENDITURES.....	21
TABLE 7 TRANSIT OPERATING EXPENDITURES	21
TABLE 8 TRANSIT MAINTENANCE EXPENDITURES.....	22
TABLE 9 COMMENTS RECEIVED DURING PUBLIC REVIEW	24
TABLE 10 FEDERAL HIGHWAY FINANCIAL PLAN	31
TABLE 11 FEDERAL TRANSIT FINANCIAL PLAN	32
TABLE 12 PROJECTS PROPOSED TO BE COMPLETED IN THE 2027-2031 TIP BY SUB-REGION.....	33
TABLE 13 PROJECTS PROPOSED TO BE COMPLETED IN THE 2027-2031 TIP BY MUNICIPALITY.....	34
TABLE 14 DISTRIBUTION OF PROJECTS IN THE TIP TO LOW INCOME POPULATIONS	36
TABLE 15 DISTRIBUTION OF PROJECTS IN THE TIP TO MINORITY POPULATIONS.....	36
TABLE 16 SUMMARY OF PROGRAMMED PROJECTS SECTION 1A FEDERAL AID TARGET PROJECTS.....	38
TABLE 17 FEDERALLY FUNDED PROJECTS YEAR 2027.....	42
TABLE 18 FEDERALLY FUNDED PROJECTS YEAR 2028.....	45
TABLE 19 FEDERALLY FUNDED PROJECTS YEAR 2029.....	47
TABLE 20 FEDERALLY FUNDED PROJECTS YEAR 2030.....	49
TABLE 21 FEDERALLY FUNDED PROJECTS YEAR 2031.....	51
TABLE 22: UNIVERSE OF PROJECTS AND TEC SCORES.....	53
TABLE 23 FFY 2027 TRANSIT PROJECT INFORMATION	59

TABLE 24 FFY 2028 TRANSIT PROJECT INFORMATION 63

TABLE 25 FFY 2029 TRANSIT PROJECT INFORMATION 67

TABLE 26 FFY 2030 TRANSIT PROJECT INFORMATION 71

TABLE 27 FFY 2031 TRANSIT PROJECT INFORMATION 74

TABLE 28 PROJECT IMPLEMENTATION 78

TABLE 29 HIGHWAY GREENHOUSE GAS SUMMARY TABLES FFY 2027-2031 90

TABLE 30 TRANSIT GREENHOUSE GAS SUMMARY TABLES FFY 2027-2031 95

TABLE 32 AGENCIES CONTACTED 191

TABLE 33 AGENCIES PROVIDING CONSULTATION 192

PREFACE

The Pioneer Valley Region

The Pioneer Valley Region is comprised of 43 cities and towns covering approximately 1,180 square miles. Home to over 628,000 residents, the Pioneer Valley is the fourth largest metropolitan area in New England. The map on the following page references the Pioneer Valley Region.

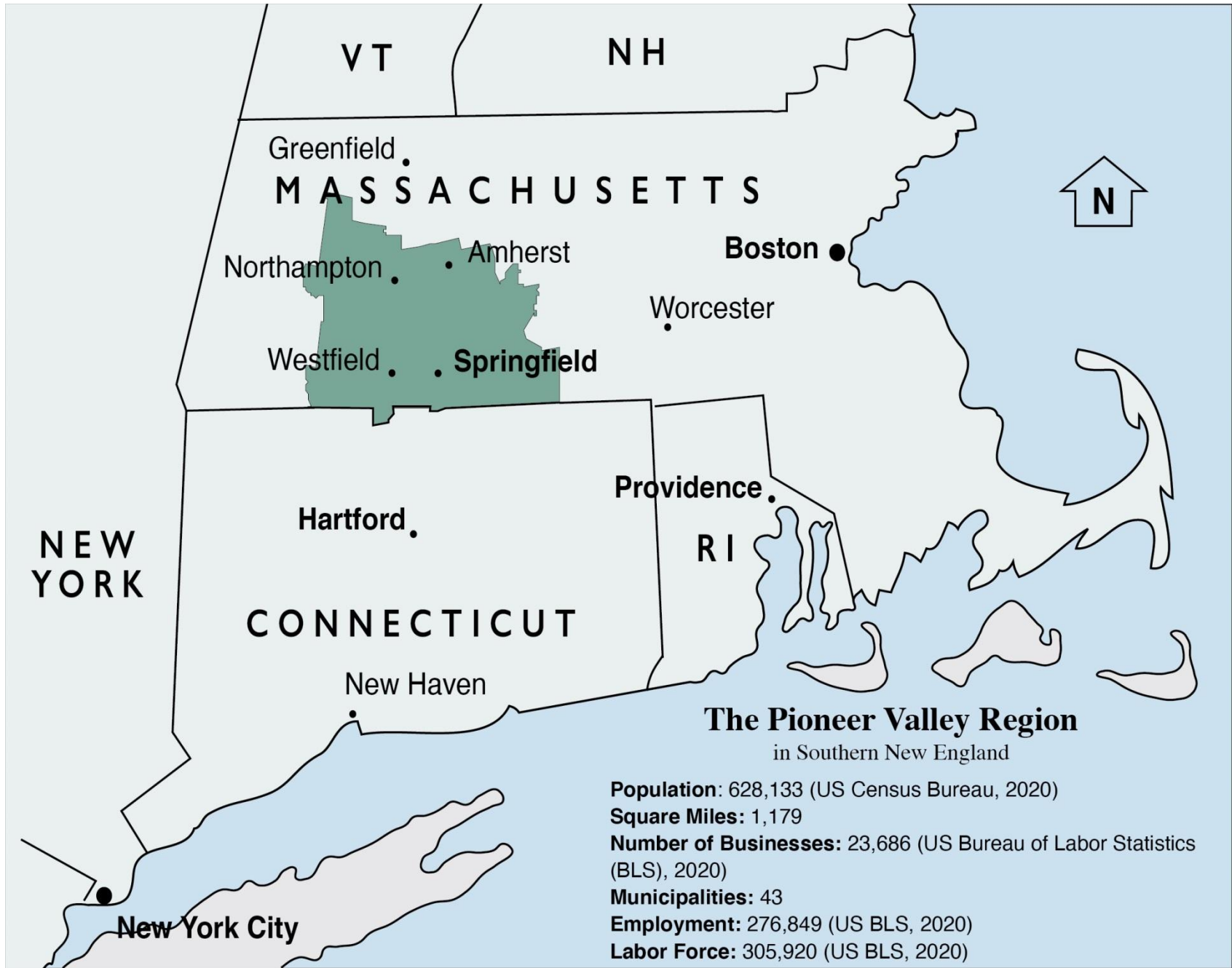
TIP Format and MPO Endorsement

The FFY 2027 - 2031 TIP has been prepared with completely separate components of the document that are subject to federal review and approval and components that are not. This distinction of a “federal component” was the firm position of the Massachusetts Department of Transportation (MassDOT) as a means to avoid potential problems with adequately satisfying federal financial constraint requirements with the non-federal aid component of the TIP. Although a non-federal component of the TIP is represented, it is understood that this component is not subject to Metropolitan Planning Final Rule 23 CMR 450 section 324, therefore federal review and approval is not required.

The non-federal component is provided for the benefit of the MPO and the constituent communities as a representation of an agreed upon listing of improvement projects to be undertaken entirely with state provided resources. All projects included in the Non Federal Aid (NFA) section of the TIP must be eligible to receive federal funds and be located on a functionally classified road. The separation of federal aid projects from non-federal aid projects by no means represents a lack of commitment by the state to fund all projects specifically programmed in the document. Assuming that adequate funds are available from federal and/or state sources, it can be fully expected that the following project listings can and will be implemented over the FFY 2027-2031 time frame. Pending federal guidance approving the inclusion of non-federal aid projects without secured bonded resources in each year, the TIP will be amended to reinstate all non-federal aid projects into the document endorsed for federal review and approval.

MassDOT Funding Commitment

This eligibility determination made by the Project Review Committee (PRC) is not a commitment of state or federal funding to the project, nor is the decision to commit funding solely MassDOT's. The decision to program funding for this project is made by the Pioneer Valley Metropolitan Planning Organization (MPO) as part of their annual TIP development process. MassDOT has committed to providing matching funds for all regional discretionary funded (section 1A) transportation improvement projects that will be ready for advertisement in FFY 2027 and beyond. In response to this commitment, Pioneer Valley local officials in cooperation with regional and state officials from MassDOT have made a concerted effort to develop a TIP project listing that is truly representative of the projects that will realistically be ready for advertisement in FFY 2027 and beyond. Funding targets for the Pioneer Valley Region have been issued by MassDOT identifying potential resources for each year of the TIP.



I. GENERAL SUPPORT INFORMATION

INTRODUCTION

The Transportation Improvement Program (TIP) is a requirement of the Metropolitan Transportation Planning Process as described in the Metropolitan Planning Final Rule 23 CFR 450 section 324. This regulation developed by the Federal Department of Transportation defines the Transportation Improvement Program as:

“A staged, multiyear, intermodal program of transportation projects which is consistent with the metropolitan transportation plan.”

The Pioneer Valley TIP is a five-year schedule of priority highway, bridge, transit, and multimodal projects identified by year and location complete with funding source and cost. The TIP is developed annually and is available for amendment and adjustment at any time. Each program year of the TIP coincides with the Federal Fiscal Year calendar, October 1 through September 30. All TIPs and amendments are consistent with the goals and objectives of the Regional Transportation Plan for the Pioneer Valley region. This TIP is financially constrained.

FEDERAL AUTHORIZATION

The Infrastructure Investment and Jobs Act (IIJA) was signed into law on November 15, 2021. With \$567 Billion in funding (2022-2026), the objective of BIL is not only to invest in infrastructure, but also to grow the economy and make the United States more competitive on a global scale. The IIJA replaces The FAST Act, Fixing America’s Surface Transportation, signed into law on December 4, 2015, which funded surface transportation programs at over \$305 billion for fiscal years (FY) 2016 through 2020 (Continuing resolution through December 2021). Below are the planning factors in US DOT regulations, which were introduced in the FAST Act.

THE TEN PLANNING FACTORS ARE AS FOLLOWS

Support the economic vitality of the metropolitan area, especially by enabling global competitiveness, productivity, and efficiency.

Increase the safety of the transportation system for motorized and non-motorized users.

Increase the security of the transportation system for motorized and non-motorized users.

Increase the accessibility and mobility of people and for freight.

Protect and enhance the environment, promote energy conservation, improve the quality of life, and promote consistency between transportation improvements and State and local planned growth and economic development patterns.

Enhance the integration and connectivity of the transportation system, across and between modes, people and freight.

Promote efficient system management and operation.

Emphasize the preservation of the existing transportation system.

Improve the resiliency and reliability of the transportation system and reduce or mitigate storm water impacts of surface transportation.

Enhancing travel and tourism.

PERFORMANCE BASED PLANNING AND PROGRAMMING

A continuation of previous laws, the BIL requires MPOs, in collaboration with the state DOT and transit agencies, to formally establish targets for performance measures aligned with the national goals. Performance Based Planning and Programming (PBPP) refer to the application of performance management within the parameters of the BIL to achieve desired outcomes for the multimodal transportation system. It is intended to advance transportation investments based on their ability to meet established goals. This includes setting targets for the performance measures identified in the BIL.

Performance measures are intended to monitor and track performance over time and assess the effectiveness of projects and strategies in meeting the national goal areas. In the Pioneer Valley region, performance based planning methods have been used in the most recent update of the Transportation Evaluation Criteria (TEC), the TEC is the tool used by the MPO to program projects as part of the TIP for many years.

The Federal Transit Administration has finalized a rule to define requirements for transit asset management. This rule requires public transportation providers to develop and implement transit asset management (TAM) plans. TAM plans must include an asset inventory, condition assessments of inventoried assets, and a prioritized list of investments to improve the state of good repair of capital assets. This rule also establishes state of good repair standards and four state of good repair performance measures.

Public Transportation Agency Safety Plans (PTASP) were authorized by the MAP-21 legislation and continued in the BIL. Under this rule, operators of public transportation systems that receive Federal financial assistance under 49 U.S.C. Chapter 53 such as the PVTA, must develop and implement a PTASP to help ensure that public transportation systems are safe nationwide. The PTASP must include four main elements: (1) Safety Management Policy, (2) Safety Risk Management, (3) Safety Assurance, and (4) Safety Promotion. PVTA adopted PTASP was most recently reviewed and approved by the MPO January 27, 2026.

Table 1 Regional Performance Target Status

Final Rule	Effective Date	Status	Updated
Safety Performance Measures (PM1)	14-Apr-16	MPO adopted state targets on January 27, 2026	Annually
Pavement/Bridge Performance Measures (PM2)	20-May-17	MPO adopted state targets on February 28, 2023 / Mid - Performance Period Update 10/22/24	Every Two Years / Four Years
System Performance Measures (PM3)	20-May-17	MPO adopted state targets on February 28, 2023 / Mid - Performance Period Update 10/22/24	Every Two Years / Four Years
Transit Asset Management Plan (TAM)	26-Jul-16	MPO adopted PVTA TAM Plan Targets on February 25, 2022 (plan annually)	Every Four Years
Public Transportation Agency Safety Plan (PTASP)	18-Nov-20	MPO adopted PVTA – PTASP on January 27, 2026	Annually

As can be seen in table 1, the Pioneer Valley MPO has elected to adopt the State performance targets for PM1, PM2 and PM3. PVTA has established TAM and PTASP performance targets into which are shown in table 1 as well. The UPWP includes specific tasks to support the performance based planning and programming for the Pioneer Valley MPO. Figure 1 and figures 2 displays how TIP funding is being spent to help meet the goals displayed in table 1. Figure 1 displays projects funded with regional discretionary funds while figure 2 shows all funding.

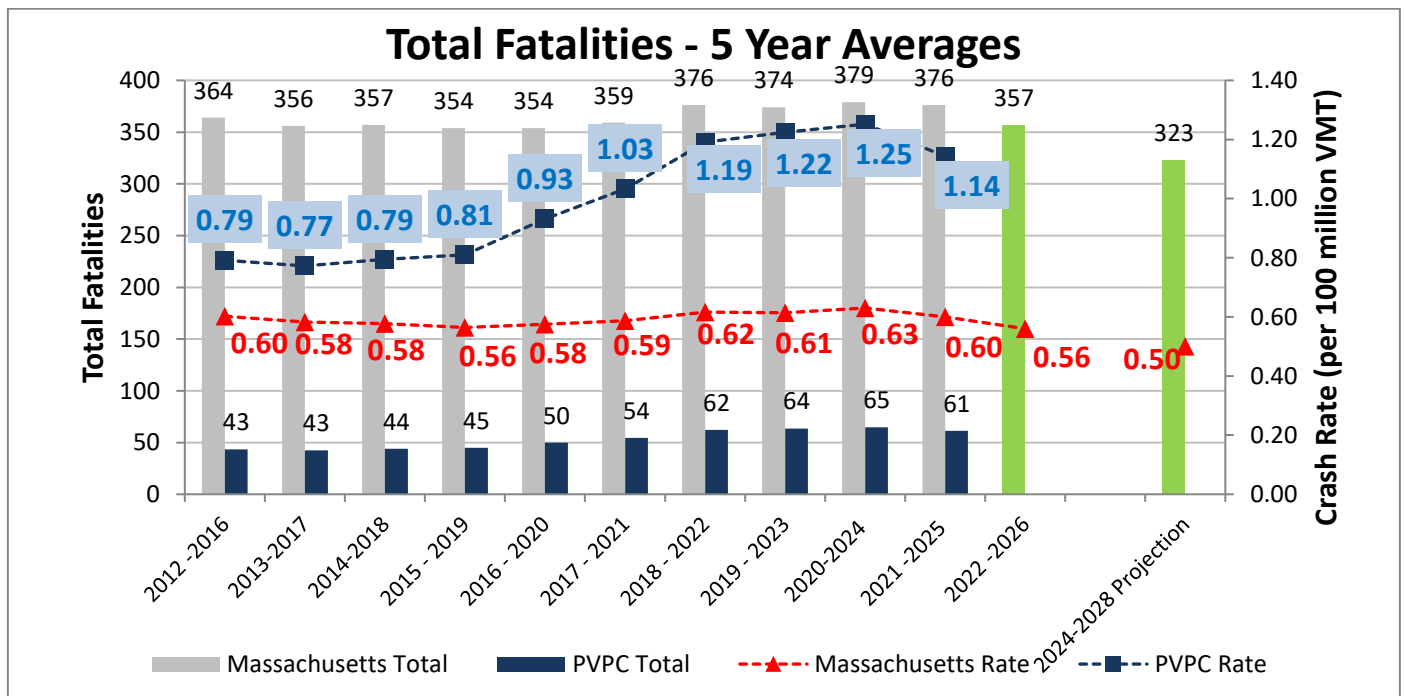


Figure 1 Highway Performance Measures (Target Projects)

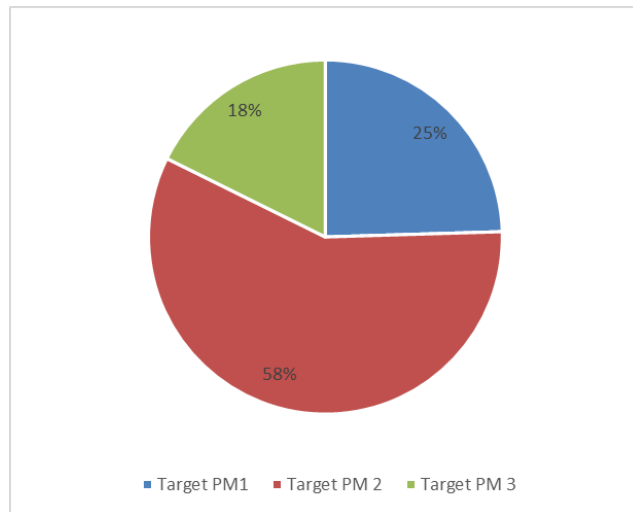


Figure 2 Highway Performance Measures (All Funding)

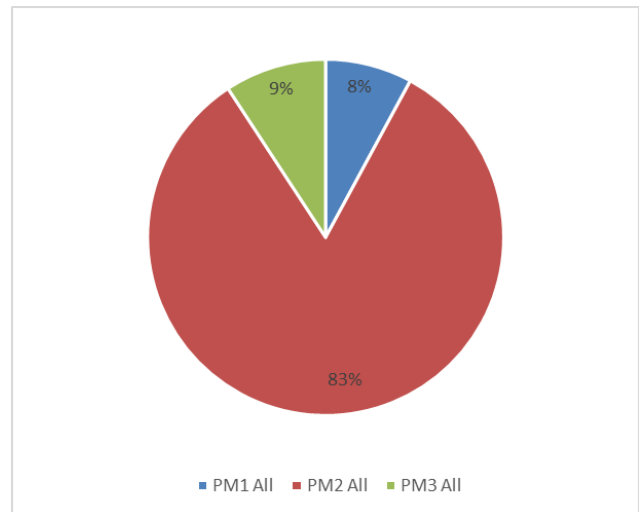


Table 2 Performance Targets for the Pioneer Valley MPO

Rule	Performance Measure	State Target 2026
PM1	Total Number of Fatalities	Reduce the 5-year average fatalities to 357 or less statewide with an overarching goal of zero fatalities.
PM1	Rate of Fatalities per 100 Million Vehicle Miles Traveled (VMT)	Reduce the Rate of Fatalities to 0.56/100 million VMT or less statewide with an overarching goal of zero fatalities/100 million VMT.
PM1	Total Number of Serious Injuries	Reduce the 5-year average of the total number of Serious Injuries to 2562 or less statewide
PM1	Rate of Serious Injuries per 100 Million VMT	Reduce the Rate of Serious Injuries to 4.03/100 million VMT or less statewide
PM1	Total Number of Non-Motorized Fatalities and Serious Injuries	Decrease the 5-year average of non-motorist fatalities and serious injuries to 512 (2022-2026) or less, a 5% reduction
PM2	Percentage of pavement of the Interstate System in Good condition	Maintain a condition of 70% or better for 2023 and 2025
PM2	Percentage of pavement of the Interstate System in Poor condition	Maintain a condition of 2% or less for 2023 and 2025
PM2	Percentage of pavement of the non-Interstate NHS in Good condition	Maintain a condition of 30% or better for 2023 and 2025
PM2	Percentage of pavement of the non-Interstate NHS in Poor condition	Maintain a condition of 5% or less for 2023 and 2025

PM2	Percentage of NHS bridges classified in Good condition	Maintain a condition of 16% or better for 2023 and 2025
PM2	Percentage of NHS bridges classified in Poor condition	Maintain a condition of 12% or less for 2023 and 2025
PM3	Level of Travel Time Reliability (LOTTR) on the Interstate System	Maintain a LOTTR at or above 74% statewide for the Interstate System in 2023 and above 76% for 2025
PM3	Level of Travel Time Reliability (LOTTR) on the Interstate System	Maintain a LOTTR at or above 74% statewide for the Interstate System in 2023 and above 76% for 2025
PM3	Level of Travel Time Reliability (LOTTR) on non-Interstate NHS	Maintain a LOTTR at or above 85% statewide for the non-Interstate NHS in 2023 and above 87% in 2025
PM3	Level of Truck Travel Time Reliability (TTTR)	Maintain a TTTR of 1.80 or better statewide for the Interstate System in 2023 and 1.75 or better in 2025
PM3	Peak Hour Excessive Delay (annual hours per capita)	Do not exceed 6.5 annual hours per capita in the Springfield Urbanized Area for 2023 and 6 annual hours in 2025
PM3	Percent of Non-Single Occupancy Vehicles (SOV) Travel - Springfield	Maintain a condition of 22.7% non-SOV or better for 2025
PM3	Percentage of Non Single Occupant Vehicle (SOV) Travel	Maintain at least 22.2% for Non-SOV Travel in the Springfield Urbanized Area for 2023 and 22.2% for Non-SOV Travel in 2025
PM3	On-road mobile source emissions from projects funded under the Congestion Mitigation and Air Quality Program (CMAQ) for City of Springfield	Currently no CMAQ projects programmed in the City of Springfield.
PM3	Percent change in tailpipe CO2 emissions on the NHS relative to 2022. Emissions relative to the calendar year (CY) 2022 reference year, NHS GHG emissions were 13.82 MMTCO2e.	MassDOT established a 2025 NHS GHG emissions target of 12.72 million metric tons CO2 equivalent (MMTCO2e), which represents a 7.9% reduction in NHS GHG

Table 3 Performance Measure Investments

	All Project	Target Projects	PM	Investment
PM 1	\$89,016,789	\$38,073,224	Maintenance	\$36,957,331
PM 2	\$934,191,057	\$89,717,387	Modernization	\$19,612,549
PM 3	\$104,191,848	\$27,468,199	Vehicles	\$65,971,561

As can be seen in Table 3 and illustrated in figures 1 and 2, the PVMPO anticipates investing \$155 million over the next 5 years on projects that will aid the PVMPO in meeting the Performance Measure targets. PVPC staff used project information to identify the percentage of each project that contributes to each of the performance measures (PM1, PM2 and PM3) Of these investments 25% (\$38,073,224) will help achieve PM1, 58% (\$89,717,387) will help achieve PM2, and 18% (\$27,468,199) will help achieve PM3. As more data because available it is anticipated that corresponding PM trends will show that our region is meeting or exceeding our PM Rules. A full listing of projects can be found in Appendix D.

Table 4 TAM and PTASP Investments

Rule	Performance Measure	CY 2026 Target
TAM	Percent of revenue vehicles by asset class that have met or exceeded their Useful Life Benchmark (ULB)	All Revenue Vehicles = 77%, Bus = 40%, Cutaway Bus = 100%,
TAM	Percent of vehicles that have met or exceeded their Useful Life Benchmark (ULB)	Automobiles = 50% Trucks and other Rubber Tire Vehicles = 50%
TAM	Percent of facilities with a condition rating below 3.0 on the FTA Transit Economic Requirements Model (TERM) Scale	Administrative and Maintenance = 50%

Safety Performance Measures Fixed Route			
Rule	Performance Measure	CY 2026 Target	CY 2026 Target Rate per 10K VRM
PTASP	Major Events	5	0.01
PTASP	Pedestrian Collisions	1	0.02
PTASP	Vehicular Collisions	64	1.29
PTASP	Total Collisions	65	1.3
PTASP	Fatalities	0	0
PTASP	Transit worker Fatalities	0	0
PTASP	Injuries	50	1
PTASP	Transit Worker Injuries	5	0.01
PTASP	Assaults on Transit Workers	115	2.32
PTASP	System Reliability		
PTASP	Preventable Crashes	n/a	2.15
PTASP	Miles Between Breakdowns	20,500	n/a

Safety Performance Measures Paratransit			
PTASP	Performance Measure	CY 2026 Target	CY 2026 Target Rate per 10K VRM
PTASP	Major Events	1	0.03
PTASP	Pedestrian Collisions	0	0
PTASP	Vehicular Collisions	20	0.67
PTASP	Total Collisions	20	0.67
PTASP	Fatalities	0	0
PTASP	Transit worker Fatalities	0	0
PTASP	Injuries	1	0.03
PTASP	Transit Worker Injuries	1	0.03
PTASP	Assaults on Transit Workers	1	0.03
PTASP	System Reliability		
PTASP	Preventable Crashes	n/a	1
PTASP	Miles Between Breakdowns	40,000	N/A

Figure 3 Transit Performance Measures

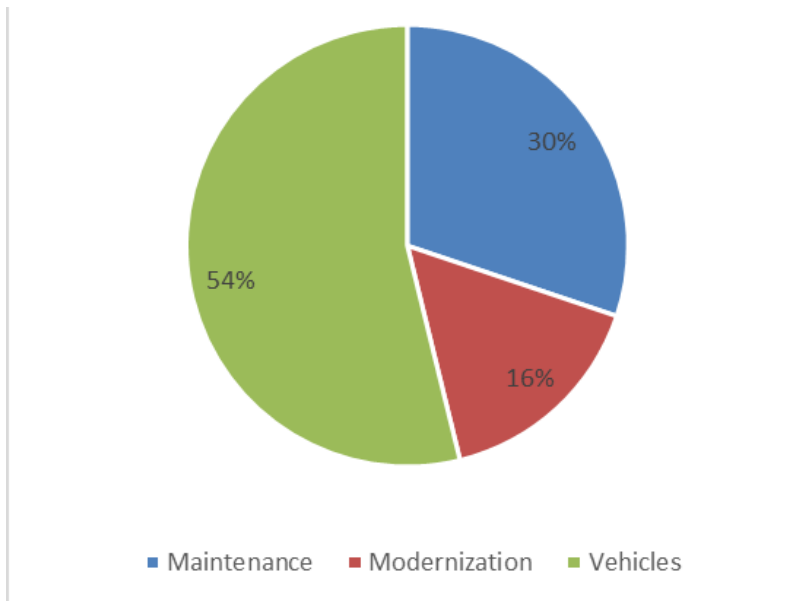


Table 3 shows PVTA capital investment that are anticipated to help our region meet the TAM rule (illustrated in Figure 3). Over the next 5 years, PVTA anticipates spending \$123 million on buses, vans, mini buses, and facility maintenance. PVTA spends roughly 54% (\$65,971,561) of their capital budget on fleet replacement in order to meet the TAM rule. PVTA spends 30% (\$36,957,331) on maintenance of the existing facilities and 16% (\$19,612,549) on system modernization. PTASP targets were approved by the MPO in May of 2022 and are reviewed yearly, projects will

be evaluated as more data becomes available to measure PTASP effectiveness. A full listing of projects can be found in Appendix D.

CONFORMITY WITH THE REGIONAL TRANSPORTATION PLAN

All projects in the TIP come from the 2020 Regional Transportation Plan (RTP). All regionally significant projects included in the TIP were previously included in the air quality analysis completed for the conforming RTP. Because projects in the TIP come from the conforming RTP and all regionally significant RTP projects for 2026 through 2030 (both Federal and Non-Federal Aid) are programmed in the TIP, the same air quality analysis utilized for the RTP can be used for the TIP. Since most all of Massachusetts (with limited exceptions) was designated on 5/21/12 by the United States Environmental Protection Agency as “unclassifiable/attainment” for the latest ozone standard, a conformity determination for the Pioneer Valley 2027-2031 TIP is only required for carbon monoxide. Further details and background information are provided in Chapter VII (page 81) of this document and in Chapter 16 of the RTP ([Click here to view](#)).

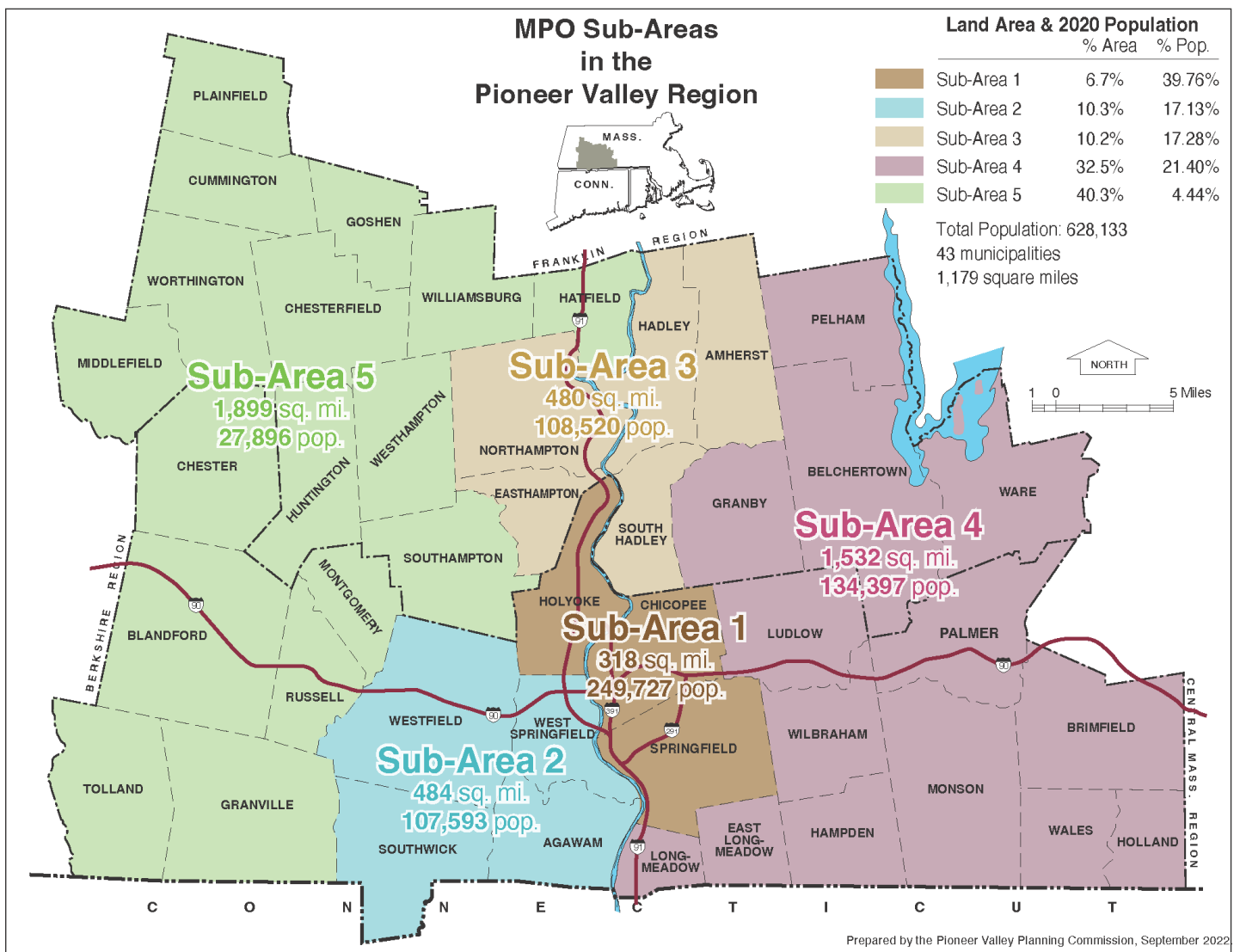
METROPOLITAN PLANNING ORGANIZATION

The Pioneer Valley Metropolitan Planning Organization (MPO) is responsible for developing the TIP. The MPO is comprised of ten members including four independently operating agencies and six locally elected officials:

Table 5 Current MPO Membership

Name	Title
Phillip Eng	Interim Secretary and CEO of the Massachusetts Department of Transportation (MassDOT)
Jonathan L. Gulliver	Administrator of the MassDOT Highway Division
William Dwyer	Chair of the Pioneer Valley Executive Committee
JM Sorrell	Chair of the Pioneer Valley Transit Authority Advisory Board
Domenic Sarno	Mayor of Springfield (Sub-Region 1)
Joshua Garcia	Mayor of Holyoke (Sub-Region 1)
Michael McCabe	Mayor of Westfield (Sub-Region 2)
Gina-Louise Sciarra	Mayor of Northampton (Sub-Region 3)
James Whalen	Holland Selectboard (Sub-Region 4)
Roger Fuller	Chesterfield Selectboard (Sub-Region 5)
Aaron Vega	Economic Development Council of Western Massachusetts
Alternates	
John Vieau	Mayor of Chicopee (Sub-Region 1)
William Reichelt	Mayor of West Springfield (Sub-Region 2)
Salem Derby	Mayor of Easthampton (Sub-Region 3)
Vacant	Sub-Region 4

Stephen Thor Johnson	Southampton Selectboard (Sub-Region 5)
Ex-Officio (Non-Voting)	
Joi Singh	Federal Highway Administration
Peter Butler	Federal Transit Administration
Sandra Sheehan	Pioneer Valley Transit Authority Administrator
Tina Cote	Franklin Region Transit Authority Administrator
Carmen Rosado	Chair – Pioneer Valley Joint Transportation Committee



NOMINATION AND ELECTION PROCESS FOR THE SIX LOCALLY ELECTED MPO MEMBERS

MPO staff will perform outreach to gauge the number of interested locally elected officials in each MPO tier. In the event that multiple municipalities are interested in serving on the MPO, the electoral process shall be conducted using an email ballot for tier 2 and tier 3. For tier 4 and tier 5 if three or more locally officials are interested in serving on the MPO, a regional caucus approach will be used to determine membership. The term of office for each community representative to the Pioneer Valley MPO shall be for two years, beginning January 1st.

In the event that a current MPO member from one of the local tiers chooses not to run for reelection or is not reelected to office, the alternate member shall automatically assume the duties of the member. The PVPC will seek to fill any vacant alternate MPO member slot(s) through a search process carried out in consultation with the Joint Transportation Committee (JTC) and ultimately confirmed by an affirmative vote of the MPO.

The above-cited community officials shall be approved by the MPO at a regularly scheduled MPO meeting.

DEVELOPMENT OF THE TIP

As the lead planning agency for the MPO, the PVPC accepts the responsibility for developing the TIP in a cooperative process with members of the MPO and the general public. The final TIP is voted on for endorsement at a formal meeting of the MPO. The endorsed TIP project listing is included in the State Transportation Improvement Program (STIP) verbatim and requires endorsement by the Governor.

The MPO relies on a transportation advisory committee, the Joint Transportation Committee (JTC) to carry out the cooperative process during TIP development. The JTC is a group of community appointed officials, MPO member representatives, public and private transportation providers, citizens, and special interest groups and agencies. The JTC establishes and recommends to the MPO procedures for submitting, prioritizing and selecting projects for the TIP. PVPC staff provides the technical support to conduct the TIP development activities for the JTC.

Below is a general outline of steps taken during the TIP development process.

- Project proponents (communities, MPO members, agencies) submit projects through the process outlined in Chapter 2 of the Massachusetts Project Development & Design Guidebook (2006)
- Projects are prioritized based on evaluation criteria by MPO staff, JTC representatives, and MassDOT Highway Division staff, and MassDOT staff at a posted meeting open to all.
- The State (thru MassDOT) provides funding targets for all 13 Regional Planning Agencies in Massachusetts.
- JTC reviews and recommends projects by Transportation Evaluation Criteria (TEC) and readiness to the MPO.
- Draft TIP project listings are prepared by the MPO staff and distributed for review and comment to MPO members.

- MPO meets to make final decisions on the composition of the TIP and to recommend the Draft TIP for general public release as required by the MPO Public Participation Plan for the Pioneer Valley Region.
- Final Draft TIP is distributed for review, consultation and comment in accordance with the adopted MPO Public Participation Plan.
- Public meetings and news releases are conducted to promote public involvement and consultation.
- Comments are compiled and addressed where appropriate.
- Final TIP developed for the JTC's consideration and their recommendation to MPO.
- MPO meets to vote on final adjustments and endorsement of the TIP.
- Endorsed Regional TIPs are compiled by MassDOT to create the STIP.
- Secretary and CEO of MassDOT endorses the STIP (on behalf of the Governor) and submits the STIP to federal agencies for review and approval.
- Federally approved STIP is ready for state implementation (project advertisement).

Amendments and adjustments to the TIP are made on an as needed basis with the additional public review and input for formal amendments only.

CONGESTION MANAGEMENT PROCESS (CMP)

Congestion Management Process means a systematic approach required in transportation management areas (TMAs) that provides for effective management and operation, based on a cooperatively developed and implemented metropolitan-wide strategy, of new and existing transportation facilities eligible for funding under title 23 U.S.C., and title 49 U.S.C., through the use of travel demand reduction and operational management strategies.

In the Pioneer Valley Region, the CMP is a vital tool used in identifying project needs as well as the merits of projects in the development process. The CMP is also used to identify the effectiveness of project implementation as well as a tool to monitor our performance measures.

701 CMR 7.00 USE OF ROAD FLAGGERS AND POLICE DETAILS ON PUBLIC WORKS PROJECTS

The goal of 701 CMR 7.00 is to ensure the safety all modes of transportation as well as workers in the vicinity of public works projects. Additionally 701 CMR 7.00 provides flexibility on certain types of projects to reduce the overall project cost through different types of traffic control strategies including Road Flagger and/or Police details.

701 CMR 7.00 (the Regulation) was promulgated and became law on October 3, 2008. Under this Regulation, the CMR is applicable to any public works project that is performed within the limits of, or that impact traffic on, any public road. The Municipal Limitation referenced in this Regulation is applicable only to projects where the Municipality is the Awarding Authority.

For all projects contained in the TIP, the Commonwealth is the Awarding Authority. Therefore, all projects must be considered and implemented in accordance with 701 CMR 7.00, and the Road Flagger and Police Detail Guidelines.

By placing a project on the TIP, the Municipality acknowledges that 701 CMR 7.00 is applicable to its project and design and construction will be fully compliant with this Regulation.

This information and additional information relative to guidance and implementation of the Regulation can be found at the following link on the MassDOT Highway Division website: <https://www.mass.gov/road-flaggers-and-police-detail>

The Performance-Based Planning and Programming Rulemaking passed by the Federal Highway Administration (FHWA) and Federal Transit Administration (FTA) required the development of a memorandum of understanding (MOU) between MassDOT and all Metropolitan Planning Organizations (MPOs) and Regional Transit Authorities (RTAs) within Massachusetts. This MOU, which was endorsed by all parties in April of 2019, established specific written procedures for information sharing related to transportation performance data, the selection of both highway and transit performance targets, and the tracking of progress toward achieving these targets.

23 CFR 450.314(H) COOPERATIVELY SHARE PERFORMANCE DATA

The MPO(s), State(s), and the providers of public transportation shall jointly agree upon and develop specific written provisions for cooperatively developing and sharing information related to transportation performance data, the selection of performance targets, the reporting of performance targets, the reporting of performance to be used in tracking progress toward attainment of critical outcomes for the region of the MPO (see § 450.306(d)), and the collection of data for the State asset management plan for the NHS for each of the following circumstances:

- (i) When one MPO serves an urbanized area,
 - (ii) When more than one MPO serves an urbanized area, and
 - (iii) When an urbanized area that has been designated as a TMA overlaps into an adjacent MPA serving an urbanized area that is not a TMA.
- (2) These provisions shall be documented either:
- (i) As part of the metropolitan planning agreements required under (a), (e), and (g) of this section, or
 - (ii) Documented in some other means outside of the metropolitan planning agreements as determined cooperatively by the MPO(s), State(s), and providers of public transportation.

PROJECT PRIORITY CRITERIA AND SELECTION

In 2014 PVPC with the assistance of the JTC completed a comprehensive update to the TEC for the PVMPO. The purpose of the update was to bring the TEC up to the current standards set forth by MAP -21. In 2018 and 2020 PVPC staff with the assistance of the JTC reviewed the effectiveness of the TEC to ensure the criteria was working as anticipated and met the requirements of the FAST act. In the Fall on 2021 slight modifications were made to the TEC to ensure all criteria was relevant. PVPC staff completed another comprehensive review and update of the TEC in the fall/winter of 2022 to ensure the TEC reflected the requirements of the BIL. The most recent changes to the TEC took place in the fall of 2025, this was to ensure that the TEC was in compliance with the most recent federal requirements. Those changes have been update in the TEC Scoring Summary found on the [PVPC website](#). All projects included in the TIP have been evaluated and assigned a priority value or rating. This process is used as a management tool to identify projects of regional priority and program them accordingly in the TIP. [Click Here](#) to **view current TEC summary sheet**

PROJECT INITIATION

In the fall of 2017 MassDOT rolled out their new project development tool, the MassDOT Project Intake Tool (MaPIT). MaPIT has integrated the entire project initiation process into an online portal which both streamlines and modernizes the project development process. The steps listed below are the same for the project development process; however these steps are now completed online instead of on paper.

The Project Needs Form (PNF) is the first document completed at the start of the project development process. The PNF provides sufficient material to understand the transportation need(s), and results in one of the following three outcomes:

- Verification of the problem, need, or opportunity to enable it to move forward into design;
- Determination of the level of further project planning warranted; or,
- Dismissal of a project from further consideration.

The next step in the project development process involves summarizing the findings and direction defined in the Project Scope (PS) used by the Project Review Committee (PRC) and the MPO for project review and evaluation. The PS will include the following information to be documented by the proponent:

- Project Type and Description, including locus map
- Summary of Project Planning Process
- Preliminary identification of the Project Category for review and programming purposes
- Definition of the proposed project management responsibility
- Definition of an interagency (including local boards) coordination plan
- Definition of a public outreach plan for the design process
- Project Need Form or Project Planning Report as an attachment
- Transportation Evaluation Criteria as an attachment

The project intake tool (MaPIT) can be found at . <https://geodot.mass.gov/pages/mapit/> .

PROJECT SELECTION AND PROGRAMMING

The project priority ratings were applied in conjunction with a project's anticipated advertisement schedule. The funding targets provided by the MassDOT to develop the five-year program of the TIP were applied for each year in order to develop this fiscally constrained document. A project was not considered for scheduling in a year earlier than its anticipated schedule regardless of the priority rating. For projects that are expected to be ready to go in the first year of the TIP the top priority projects for that year were funded under the federal aid categories, since these funds are most secure. Once the federal aid funds were completely programmed, non-federal aid funds were programmed to priority projects. This initial assignment procedure was applied to each year of the TIP and is subject to change as the TIP is developed and refined by members of the MPO and the JTC.

AMENDMENT/ADJUSTMENT OF THE TIP

Amendment means a revision to a long-range statewide or metropolitan transportation plan, TIP, or STIP that involves a major change to a project included in a metropolitan transportation plan, TIP, or STIP, including the addition or deletion of a project or a major change in project cost (\$500,000 for projects under \$5,000,000 and 10% for projects exceeding \$5,000,000), project/project phase initiation dates, or a major change in design concept or design scope (e.g., changing project termini or the number of through traffic lanes or changing the number of stations in the case of fixed guideway transit projects). Changes to projects that are included only for illustrative purposes do not require an amendment. An amendment is a revision that requires public review and comment and a re-demonstration of fiscal constraint. If an amendment involves “non-exempt” projects in nonattainment and maintenance areas, a conformity determination is required.

Amendments require formal MPO action, and must follow the requirements outlined in the Pioneer Valley Public Participation Plan (PPP). Additional information regarding the PPP can be found at <https://pvpc.org/about-us/mpo/>.

Program adjustments can be conducted without formal MPO action in order to minimize constraints on programming projects. Minor adjustments could include such actions as moving projects between Year 1 and Year 2, and minor fluctuations in project description, costs and funding source. This action can be accomplished through an agreed upon administrative action.

Summary of TIP Revisions

Type of Revision	Definition	Procedure	Notes
Major Project Cost Change	Increase or decrease of \$500,000 or greater for projects programmed under \$5,000,000 and greater than 10% of the total cost for projects programmed over \$5,000,000.	Amendment	The “increase” or “decrease” in cost is relative to the Total Federal Participating Cost (TFPC) of a project.
Minor Project Cost Change	Increase or decrease of \$499,999 or less for projects programmed under \$5,000,000 and less than 10% of the total cost for projects programmed over \$5,000,000.	Adjustment	The “increase” or “decrease” in cost is relative to the Total Federal Participating Cost (TFPC) of a project.
Project Description Change	Change in the description of the project as it is listed in the STIP.	Adjustment	Project description changes are treated as Adjustments for minor changes (e.g. spelling errors, more detailed descriptions, adding mile-markers, etc.).

Major Project Scope Change	A revision to the project scope large enough to necessitate an additional review by MassDOT's Project Review Committee (PRC) – typically accompanied by major project cost change.	Amendment	Major scope change will require the initiation of a new project through MaPIT, and review/approval by PRC.
Minor Project Scope Change	A minor revision to the project scope that does not significantly alter the original PRC- approved scope of work.	Adjustment	In many cases, changes in this category will also include a minor cost change.
Project Addition	The programming of a new project in any federal fiscal year of the active TIP.	Amendment	Project additions are treated as amendments if the project has been vetted through the public process.
Project Removal	The removal of a project in any federal fiscal year of the active TIP.	Amendment	Exception: if a project is removed from an active TIP due to it being previously advanced/advertised, or is moved to the statewide list from a regional TIP, the action would be considered an adjustment.
Change in Funding Source	A change in the project's funding source, including federal and non-federal sources which fall within the project cost change revisions listed above.	Adjustment	Changes in funding sources for projects are permissible for advertisement purposes if the FHWA Division Office has been consulted.
Change in Additional Information	A change in any item listed in the "Additional Information" column of the STIP not covered in any other item listed here (e.g. earmark details, project proponent, etc.)	Adjustment	Additional Information including: Total cost, AC, Year-of-expenditure, TEC scores - can be updated without formal approval of the MPO.

Change in Year of Programming	Moving a currently programmed project earlier or later than an originally programmed year.	Adjustment	Changes to a project delivery schedule (advancement or delay) can be handled as an adjustment when time limitations prevent the revision from being released for public review. Staff will make every effort to handle this type of revision as an amendment when possible.
-------------------------------	--	------------	---

The MassDOT process used to make amendment/adjustment to the STIP can be found [here](#).

DESCRIPTION OF FUNDING SOURCES

National Highway Freight Program (NHFP) – This program purpose is to improve the efficient movement of freight on the National Highway Freight Network (NHFN). Two percent of this program is set aside for State Planning and Research. BIL allows States to use ≤30% (vs. 10% under previous law) of NHFP funding on freight intermodal or rail projects, subject to certain restrictions. BIL also adds eligibility for modernization/rehabilitation of a lock and dam or a marine highway corridor, connector, or crossing (including an inland waterway corridor, connector, or crossing) that are functionally connected to the National Highway Freight Network AND are likely to reduce on-road mobile source emissions. Funding: federal – 90% on interstate and 80% on all other projects, state/local – 10% on interstate and 20% on all other projects.

National Highway Performance Program (NHPP) - The NHPP provides support for the condition and performance of the National Highway System (NHS), for the construction of new facilities on the NHS, and to ensure that investments of Federal-aid funds in highway construction are directed to support progress toward the achievement of performance targets established in a State's asset management plan for the NHS. NHPP projects must be on an eligible facility and support progress toward achievement of national performance goals for improving infrastructure condition, safety, mobility, or freight movement on the NHS, and be consistent with Metropolitan and Statewide planning requirements. Funding: federal – 90% on interstate and 80% on all other projects, state/local – 10% on interstate and 20% on all other projects.

Surface Transportation Block Grant Program (STBG) - This program formerly the Surface Transportation Program (STP) is a flexible funding program that can be used for projects that preserve and improve the conditions and performance on any Federal-aid highway, bridge and tunnel projects on any public road, pedestrian and bicycle infrastructure, and transit capital projects, including intercity bus terminals. Funding: federal – 90% on interstate and 80% on all other projects, state/local – 10% on interstate and 20% on all other projects.

Transportation Alternatives Program (TAP) - The TAP provides funding for programs and projects defined as transportation alternatives, including on- and off-road pedestrian and bicycle facilities, infrastructure projects for improving non-driver access to public transportation and enhanced mobility, community improvement activities, and environmental mitigation; recreational trail program projects; safe routes to school projects; and projects for planning, designing, or constructing boulevards and other roadways largely in the right-of-way of former Interstate System routes or other divided highways. Funding: federal - 80%, state - 20%.

Congestion Mitigation and Air Quality Improvement Program (CMAQ) - These funds are directed towards transportation projects and programs which reduce transportation-related emissions. These funds are to assist areas designated as nonattainment and maintenance under the Clean Air Act Amendments of 1990. These projects will contribute to meeting the attainment of National Ambient Air Quality Standards (NAAQS). Funding: federal – 90% on interstate and 80% on all other projects, state/local – 10% on interstate and 20% on all other projects.

Highway Safety Improvement Program (HSIP) - The HSIP requires a data-driven, strategic approach to improving highway safety on all public roads that focuses on performance. The goal of HSIP is to achieve a significant reduction in traffic fatalities and serious injuries on all public roads, including non-State-owned public roads and roads on tribal lands. Funding: federal - 80%, state - 20%. HSIP federal – 90%, state – 10%.

Recreational Trails Program (RTP) - provides funds to develop and maintain recreational trails and trail-related facilities for both nonmotorized and motorized recreational trail uses (set-aside from Transportation Alternatives). Funding: federal -80%, state/local – 20%.

Bridge Formula Program (BFP) - The purpose of this program is to replace, rehabilitate, preserve, protect, and construct bridges on public roads. Fifteen percent of BFP funds are reserved for off-system bridges. This is a non-core formula program and not subject to obligation limitation. Projects on the STIP using these funds may have a program line ending in NB, indicating New Bridge Program (now known as BFP). Funding federal – 90% on interstate and 80% on all other projects, state/local – 10% on interstate and 20% on all other projects or for off-system bridges not owned by a local agency; no match required for locally owned off-system bridges.

Next Generation Bridge Program (NGBP) Massachusetts' Next Generation Bridge Program focuses on funding bridge preservation and the bundling of smaller MassDOT bridge projects. These projects will be advertised for construction during the 5-year STIP period and are initially funded with non-federal aid funding (i.e. state funds), and will be repaid in the future with debt repayments using federal aid. This is reflected in the Highway Funding Program as Grant Anticipation Notes (GANS).

Carbon Reduction Program (CRP) – CRP funding is designed for projects designed to reduce emissions related to transportation. Before obligating CRP funds for an eligible project in an urbanized area that is not a transportation management area, a State shall coordinate with any MPO that represents the urbanized area prior to determining which activities should be carried out under the project. Funding: federal – 90% on interstate and 80% on all other projects, state/local – 10% on interstate and 20% on all other projects.

Promoting Resilient Operations for Transformative, Efficient, and Cost-saving Transportation (PROTECT) – Competitive grant focusing on the resiliency of the transportation system. Funding: federal - 80%, State – 20%.

Non-Federal Aid (NFA) - This funding category contains all those projects not receiving federal funds. Various categories of state funding are included in this group including bikeways, State Aid (Chapter 90), and highway construction and maintenance (Chapter 497). This category is included in the TIP for informational purposes only. Funding: federal - 0 %, state - 100 %.

Section 5339 Bus and Bus Facilities– (5309 SAFETEA-LU) Program provides capital funding to replace, rehabilitate, and purchase buses and related equipment and to construct bus related facilities. Funding: Federal - 80%, State - 20%.

Section 5307 Capital- This program provides grants to Urbanized Areas (UZA) for public transportation capital, planning, job access and reverse commute projects, as well as operating expenses in certain circumstances. These funds constitute a core investment in the enhancement and revitalization of public transportation systems in the nation's urbanized areas, which depend on public transportation to improve mobility and reduce congestion. Funding: 10% for the cost of vehicle-related equipment attributable to compliance with the Americans with Disabilities Act and the Clean Air Act; 50% for the net project cost of operating assistance; 20% for all other projects.

Section 5310 - Section 10 pertains to transportation facilities meeting special needs of the elderly and disabled. Funds allocated under Section 16(b) (2) provide private non-profit corporations and associations with grants and loans to improve the mobility of the elderly and disabled. In Massachusetts, 16(b) (2) funds are administered at the state level by the MASSDOT. These funds typically are used for the purchase of capital items, including lift-equipped vans. Mobility Assistance Program (MAP) funds are intended for use by public agencies, such as municipal councils on aging and the Pioneer Valley Transit Authority (PVTA) to provide van service to elderly and/or disabled persons. Funding: state/local match - 50% for operating assistance; no match required for program administrative costs; 20% for other projects.

Section 5311 - These funds are used to enhance access for people in nonurbanized areas to health care, shopping, education, employment, public services, and recreation. It is also used to assist in the maintenance, development, improvement, and use of public transportation systems in nonurbanized areas. Funding: state/local match - 20% for capital projects and American with Disabilities Act (ADA) non-fixed route paratransit service; 50% for operating assistance.

Regional Transit Authority Capital Assistance (RTACAP) - RTACAP involves state funding primarily used for RTA capital projects, including matching funds for federally-funded projects.

Mobility Assistance Program (MAP) - funds are state capital dollars provided to transit agencies, Councils on Aging, and private nonprofits for the purchase of vehicles to be used in the provision of transportation services to the elderly and persons with disabilities. MAP is administered by MassDOT under the Section 5310 program through an application process.

State Contract Assistance (SCA) - SCA funds are state operating assistance for transit, provided through the Commonwealth Transportation Fund (CTF) and the Massachusetts Transportation Trust Fund (MTTF). These funds are used for operating expenditures through contracts between the RTAs and MassDOT's Rail and Transit Division.

Transportation Development Credits (TDC) - FHWA and FTA allow states to substitute certain previously financed toll investments for state matching funds that are required for federal projects. This permits states to use TDCs, commonly known as Toll Credits, to match federal funds.

TRANSPORTATION SYSTEM OPERATING AND MAINTENANCE COSTS

The FFY 2027- 2031 TIP is consistent with the Regional Transportation Plan (RTP) for the Pioneer Valley Region. Tables 3,4 and 5 presents the estimates outlined in the RTP of annual expenditures associated with operating and maintaining the transportation system. These estimates represent past expenditures and do not reflect costs associated with maintaining a constant level of system performance. [Click Here](#) for additional funding information.

Table 6 Transportation Operating and Maintenance Expenditures

Year	Target	Other Statewide	Non Interstate	NFA Bridge	Interstate	Total All Funding
	10.8099%	10.8099%	13.0542%	10.8099%	8.4544%	
2020-2024	\$134,136,806	\$121,332,223	\$47,144,718	\$54,049,500	\$13,381,407	\$370,044,654
2025-2029	\$153,789,263	\$136,359,264	\$56,120,172	\$55,238,590	\$16,897,096	\$418,404,385
2030-2034	\$188,833,297	\$167,431,514	\$68,908,303	\$56,453,840	\$20,747,444	\$502,374,398
2035-2039	\$209,293,530	\$185,572,848	\$76,374,571	\$57,695,820	\$22,995,446	\$551,932,215
2040	\$44,516,326	\$39,470,984	\$16,244,722	\$11,793,026	\$4,891,087	\$116,916,145
Totals	\$730,569,222	\$650,166,833	\$264,792,486	\$235,230,776	\$78,912,480	\$1,959,671,797

Table 7 Transit Operating Expenditures

Year	5307	5310	5339	RTACAP	Total
2020-2024	\$68,180,385	\$2,933,482	\$7,224,890	\$36,688,650	\$115,027,407
2025-2029	\$75,572,320	\$3,253,115	\$8,718,575	\$40,357,515	\$127,901,525
2030-2034	\$83,765,669	\$3,607,577	\$10,521,068	\$44,393,267	\$142,287,581
2035-2039	\$92,847,318	\$4,000,659	\$12,696,208	\$48,832,593	\$158,376,778
2040	\$19,744,098	\$850,992	\$2,838,307	\$10,743,170	\$34,176,567
Total	\$340,109,790	\$14,645,825	\$41,999,048	\$181,015,195	\$577,769,858

Table 8 Transit Maintenance Expenditures

	2020-2024	2025-2029	2030-2034	2035-2039	2040	Grand Total
Local Assessments	\$49,372,389	\$55,860,326	\$63,200,831	\$71,505,940	\$15,445,284	\$255,384,770
5307 Federal Urbanized Formula	\$58,635,131	\$64,992,195	\$72,038,475	\$79,848,693	\$16,979,925	\$292,494,419
5339 Federal	\$7,224,890	\$8,718,575	\$10,521,068	\$12,696,208	\$2,838,307	\$41,999,048
5310 Federal Elderly and Disabled	\$2,933,482	\$3,253,115	\$3,607,577	\$4,000,659	\$850,992	\$14,645,825
Fare box	\$45,399,763	\$50,125,006	\$55,342,057	\$61,102,103	\$13,198,054	\$225,166,983
Advertising, other revenue	\$3,255,020	\$3,593,805	\$3,967,851	\$4,380,829	\$946,259	\$16,143,764
Operating Funds for Programming in the RTP	\$166,820,675	\$186,543,022	\$208,677,859	\$233,534,432	\$50,258,821	\$845,834,809

Source: Regional Transportation Plan, updated 2024

II. PUBLIC PARTICIPATION SUMMARY AND CHANGES

In accordance with 23 CFR 450.316(a) The MPO shall develop and use a documented participation plan that defines a process for providing individuals, affected public agencies, representatives of public transportation employees, public ports, freight shippers, providers of freight transportation services, private providers of transportation (including intercity bus operators, employer-based commuting programs, such as carpool program, vanpool program, transit benefit program, parking cash-out program, shuttle program, or telework program), representatives of users of public transportation, representatives of users of pedestrian walkways and bicycle transportation facilities, representatives of the disabled, and other interested parties with reasonable opportunities to be involved in the metropolitan transportation planning process.

And 23 CFR 450.316(b) In developing metropolitan transportation plans and TIPs, the MPO should consult with agencies and officials responsible for other planning activities within the MPA that are affected by transportation (including State and local planned growth, economic development, tourism, natural disaster risk reduction, environmental protection, airport operations, or freight movements) or coordinate its planning process (to the maximum extent practicable) with such planning activities. In addition, the MPO shall develop the metropolitan transportation plans and TIPs with due consideration of other related planning activities within the metropolitan area, and the process shall provide for the design and delivery of transportation services within the area that are provided by:

The DRAFT FFY 2027-2031 TIP underwent a public review and comment period consistent with the Pioneer Valley Metropolitan Planning Organizations Public Participation Process. This began April 30, 2026 and continued until May 21, 2026. During this time, comments were received from (insert number of comments). A public hearing was held on May 13, 2026 as part of the JTC meeting. Below is a summary of the comments received during the public review and comment period.

Table 9 Comments Received During Public Review

COMMENT BY	SUBJECT	COMMENT	DATE	ACTION	#
MassDOT - OTP	Document	Please be sure to address accessibility-related issues. Please let MassDOT know if they can assist.	5/12/2026	To be verified in final document	1
MassDOT - OTP	Document	There are several pages missing. Example: there is a p. 5, but no 6 nor 7. Are these pages being inserted later?	5/12/2026	Updated	2
MassDOT - OTP	Document	Please list Figure 1 ahead of Figure 2 in tables and figures Page 6	5/12/2026	Updated	3
MassDOT - OTP	Document	Please change BIL references to IJA Page 10	5/12/2026	Updated	4
MassDOT - OTP	Document	Broken link Page 17	5/12/2026	Updated	5
MassDOT - OTP	Document	Please spell out Phillip Eng (2 Ls) page 17	5/12/2026	Updated	6
MassDOT - OTP	Document	Is Carmen the JTC chair or is there a vacancy? Page 18	5/12/2026	Noted	7
MassDOT - OTP	Document	Please make reference to Vulnerable User Safety (VUS) funding category (which is a subset of HSIP). Page 26	5/12/2026	Updated	8
MassDOT - OTP	Document	Broken link page 41	5/12/2026	Updated	9
MassDOT - OTP	Document	Map not loading page 41	5/12/2026	Updated	10
MassDOT - OTP	IV Federal Aid Regional Project List	Should these tables include a column for adjusted TFPC to account for AC'd projects?	5/12/2026	Updated	11
MassDOT - OTP	IV Federal Aid Regional Project List	The regional target projects tables by year on p. 45-48 are a bit redundant. If desired, all regional target projects could be listed separately in one table with all five years combined. But listing out regional target projects, THEN the full STIP that includes regional target projects, is redundant.	5/12/2026	Updated	12
MassDOT - OTP	IV Federal Aid Regional Project List	Please download the report again with Adjusted TFPC column showing. Please also show the Other Information column so that comments can be seen.	5/12/2026	Updated	13

Table 9 Comments Received During Public Review (Continued)

COMMENT BY	SUBJECT	COMMENT	DATE	ACTION	#
MassDOT - OTP		Section 3B, not 3A page 50	5/12/2026	Updated	14
MassDOT - OTP		Section 3B page 52	5/12/2026	Updated	15
MassDOT - OTP		This is a FLAP project and should be moved up into Table 22 (general project section). Page 63	5/12/2026	Updated	16
MassDOT - OTP		Suggest using consistent formatting in descriptions. Reasoning for capital letters, commas, semicolons, and dashes isn't clear. Can these all be turned into concise full sentences or bullet lists? Page 65	5/12/2026	Updated	17
MassDOT - OTP		Is this row necessary? Page 65	5/12/2026	Updated	18
MassDOT - OTP		Purchasing new or maintaining? Page 66	5/12/2026	Noted	19
MassDOT - OTP		Is this a typo or are the 60' buses being replaced with other 60' buses? Page 71	5/12/2026	Noted	20
MassDOT - OTP		Project description should include PVTA at the beginning like all the others. Page 73	5/12/2026	Updated	21
MassDOT - OTP		Table 28, not 26 Page 85	5/12/2026	Updated	22
MassDOT - OTP	Transit GHG	Please update these fields where the boxes are empty Page 96	5/12/2026	Updated	23

Table 9 Comments Received During Public Review (Continued)

COMMENT BY	SUBJECT	COMMENT	DATE	ACTION	#
MassDOT - OTP	Highway GHG	Please fix the footers that say 2025-2029 Page 97	5/12/2026	Updated	24
Mayor McCabe	613879	<p>I want to thank you for your input and direction over the past few years of my tenure as mayor. The learning curve for me was made much easier with your patience and guidance. I would also like to take the time to advocate for funding of Exit 41 in the 2031 TIP. As you know, I have been working on the improvement of the Southampton Road and North Elm St. corridor for many years including a decade prior to becoming mayor in 2022. It is my belief that the traffic flow issue in the corridor as prohibited both economic and housing growth in the city and has caused a negative impact on the quality of life for our residents. The effort was given a state project number last year, 613879, and notice to proceed went out last month. We are fully supportive of this effort and if there is anything we can do to assist, please don't hesitate to ask.</p> <p>Thanks again for your help.</p>	5/22/2026	Comment Noted	25

In addition to the above changes, the Pioneer Valley Transit Authority requested that the following be included: The Pioneer Valley Transit Authority, the FTA Section 5307(c) applicant, has consulted with the Pioneer Valley Planning Commission and concurs that the TIP satisfies the public hearing requirements that pertain to the development of the Program of Projects for regular Section 5307, Urbanized Area Formula Program, grant application including the provision for public notice and the time established for public review and comment.

For FTA projects that are not routine; i.e. Section 5307 applications that required environmental assessment or an environmental impact statement, the public involvement provided herein for TIP review is not sufficient. Additional public involvement will be required by FTA prior to grant approval, as presented in the joint FHWA/FTR environmental regulations, 23 CFR-Part 771.

The Federal Aid (FA) and Non-Federal Aid (NFA) elements were separated into two components. The FA component of the TIP was endorsed by the MPO and the NFA component is included in the main body of the TIP, however, is not subject to federal planning rules.


III. FEDERAL COMPONENT

PIONEER VALLEY MPO ENDORSEMENT

The signature below signifies that all members of the Pioneer Valley Region's Metropolitan Planning Organization, or their designees, have met on May 26, 2026 and discussed the following item for endorsement: The Pioneer Valley Region's 2027-2031 Transportation Improvement Program (TIP)

PIONEER VALLEY MPO ENDORSEMENT SHEET

The signature below signifies that all members of the Pioneer Valley Region's Metropolitan Planning Organization, or their designees, have met on May 26, 2026, and discussed the following item for endorsement: The Pioneer Valley Region's 2027-2031 Transportation Improvement Program (TIP).


For
Phillip Eng Interim Secretary and Chief Executive Officer
Massachusetts Department of Transportation
Chair, Pioneer Valley MPO

CERTIFICATION OF THE 3-C PLANNING PROCESS

Certification of the Pioneer Valley MPO


Transportation Planning Process

The Pioneer Valley Metropolitan Planning Organization certifies that its conduct of the metropolitan transportation planning process complies with all applicable requirements, which are listed below, and that this process includes activities to support the development and implementation of the Regional Long-Range Transportation Plan and Air Quality Conformity Determination, the Transportation Improvement Program and Air Quality Conformity Determination, and the Unified Planning Work Program.

1. 23 USC 134, 49 USC 5303, and this subpart.
2. Sections 174 and 176 (c) and (d) of the Clean Air Act, as amended (42 USC 7504, 7506 (c) and (d) and 40 CFR part 93 and for applicable State Implementation Plan projects.
3. Title VI of the Civil Rights Act of 1964, as amended (42 USC 2000d-1) and 49 CFR Part 21.
4. 49 USC 5332, prohibiting discrimination on the basis of race, color, creed, national origin, sex, or age in employment or business opportunity.
5. Section 11101(e) of the Infrastructure Investment and Jobs Act (IIJA) (Public Law 117-58) and 49 CFR Part 26 regarding the involvement of disadvantaged business enterprises in U.S. DOT-funded projects.
6. 23 CFR part 230, regarding implementation of an equal employment opportunity program on Federal and Federal-aid highway construction contracts.
7. The provisions of the US DOT and of the Americans with Disabilities Act of 1990 (42 USC 12101 et seq.) and 49 CFR Parts 27, 37, and 38.
8. The Older Americans Act, as amended (42 USC 6101), prohibiting discrimination on the basis of age in programs or activities receiving federal financial assistance.
9. Section 324 of Title 23 USC regarding the prohibition of discrimination based on gender.
10. Section 504 of the Rehabilitation Act of 1973 (29 USC 794) and 49 CFR Part 27 regarding discrimination against individuals with disabilities.
11. Anti-lobbying restrictions found in 49 CFR Part 20. No appropriated funds may be expended by a recipient to influence or attempt to influence an officer or employee of any agency, or a member of Congress, in connection with the awarding of any federal contract.

May 26, 2026

April 28, 2026

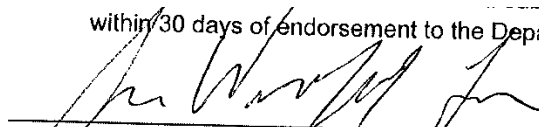

Phillip Eng, Interim Secretary and Chief Executive Officer
Massachusetts Department of Transportation
Chair, Pioneer Valley MPO

310 CMR 60.05: Global Warming Solutions Act Requirements for Transportation

This will certify that the Transportation Improvement Program and Air Quality Conformity Determination for the 2024 Long Range Transportation Plan is in compliance with all applicable requirements in the State Regulation 310 CMR 60.05: Global Warming Solutions Act Requirements for Transportation. The regulation requires the MPO to:

1. 310 CMR 60.05(5)(a)1.: Evaluate and report the aggregate transportation GHG emissions impacts of RTPs and TIPs;
2. 310 CMR 60.05(5)(a)2.: In consultation with MassDOT, develop and utilize procedures to prioritize and select projects in RTPs and TIPs based on factors that include aggregate transportation GHG emissions impacts;
3. 310 CMR 60.05(5)(a)3.: Quantify net transportation GHG emissions impacts resulting from the projects in RTPs and TIPs and certify in a statement included with RTPs and TIPs pursuant to 23 CFR Part 450 that the MPO has made efforts to minimize aggregate transportation GHG emissions impacts;
4. 310 CMR 60.05(5)(a)4.: Determine in consultation with the RPA that the appropriate planning assumptions used for transportation GHG emissions modeling are consistent with local land use policies, or that local authorities have made documented and credible commitments to establishing such consistency;
5. 310 CMR 60.05(8)(a)2.a.: Develop RTPs and TIPs;
6. 310 CMR 60.05(8)(a)2.b.: Ensure that RPAs are using appropriate planning assumptions;
7. 310 CMR 60.05(8)(a)2.c.: Perform regional aggregate transportation GHG emissions impact analysis of RTPs and TIPs;
8. 310 CMR 60.05(8)(a)2.d.: Calculate aggregate transportation GHG emissions impacts for RTPs and TIPs;
9. 310 CMR 60.05(8)(a)2.e.: Develop public consultation procedures for aggregate transportation GHG emissions impact reporting and related GWSA requirements consistent with current and approved regional public participation plans;
10. 310 CMR 60.05(8)(c): Prior to making final endorsements on the RTPs, TIPs, STIPs, and projects included in these plans, MassDOT and the MPOs shall include the aggregate transportation GHG emission impact assessment in RTPs, TIPs, and STIPs and provide an opportunity for public review and comment on the RTPs, TIPs, and STIPs; and
11. 310 CMR 60.05(8)(a)1.c.: After a final GHG assessment has been made by MassDOT and the MPOs, MassDOT and the MPOs shall submit MPO-endorsed RTPs, TIPs, STIPs or projects within 30 days of endorsement to the Department for review of the GHG assessment.

within 30 days of endorsement to the Department for review of the GHG assessment.


Phillip Eng, Interim Secretary and CEO
Massachusetts Department of Transportation (MassDOT);
Chair, Pioneer Valley Metropolitan Planning Organization (PVMPO)

4/28/2026

Date

FUNDING INFORMATION

FEDERAL AID TARGETS

The MassDOT provided the revised PVPC federal aid highway funding targets for the region On January 27, 2026. The targets are provided for FFYs 2027 through 2031 and represent both the federal aid portion and respective state match. (See Appendix A for additional information).

During the development of the TIP PVPC staff worked with MassDOT, PVTA, Municipalities with active projects, and project designers to develop current year project cost estimates and design status. Once the draft TIP was programmed, Highway projects funded with regional target funds are inflated four percent per year starting in FFY2028 in order to reflect year of expenditure (YOE).

Federal financial resources for transit are projected using appropriated amounts provided by the FTA for the funding categories of Sections 5307 and 5311. Section 5309 funds are based on estimates of what will be reasonably available. Due to the discretionary nature of these categories, project line items are maintained in the fourth year of the TIP until an actual grant award is tendered. Section 5310 is programmed through the state and is awarded on a discretionary basis. Projections are based on past experience and the funding level provided by the State.

FEDERAL AID FINANCIAL CONSTRAINT

The federal aid element of the TIP is financially constrained according to the definition in Federal Register 23 CFR Part 450.324. The federal aid projects programmed for this region reasonably meet the federal aid funding targets provided for the region. Only projects for which funds can reasonably be expected have been included. Table 10 (highway) and Table 11 (transit) shows both these target amounts and the amounts programmed for highway and transit projects during fiscal years 2027 – 2031, target funds and programmed amounts represent year of expenditure. Projects that are not charged against the funding targets are not presented in the tables. These projects include: Statewide items; and special funding projects.

Table 10 Federal Highway Financial Plan

Highway	2027	2028	2029	2030	2031	GRAND TOTAL
All Other Programmed Funding	\$365,663,484	\$134,494,434	\$141,948,962	\$170,791,015	\$175,337,382	\$988,235,277
Total Target Funds	\$38,506,451	\$39,102,948	\$39,711,373	\$39,183,404	\$40,046,123	\$196,550,299
Total of Programmed	\$29,424,484	\$39,054,190	\$39,617,345	\$34,529,006	\$8,800,049	\$151,425,074
Programmed STBG	\$29,424,484	\$39,054,190	\$39,617,345	\$34,529,006	\$8,800,049	\$151,425,074
Programmed HSIP	\$0	\$0	\$0	\$0	\$0	\$0
Programmed CMAQ	\$0	\$0	\$0	\$0	\$0	\$0
Programmed TAP	\$0	\$0	\$0	\$0	\$0	\$0
Programmed VUS	\$0	\$0	\$0	\$0	\$0	\$0
Difference	\$9,081,967	\$48,758	\$94,028	\$4,654,398	\$31,246,074	\$45,125,225

The funding targets were programmed to projects according to project priority rating. Projects were programmed slightly beyond the program target with the understanding that the targets are not earmarks and program levels are expected to fluctuate.

The TIP reflects an emphasis on the maintenance and operation of the current transportation system with the ability to provide capital improvements. The federal aid program for each year consists of almost entirely of maintenance projects for the present transportation system.

The transit program outlined in Table 10 represents both apportioned items as well as discretionary items. The total programmed amount represents both the federal, state and local contributions.

Table 11 Federal Transit Financial Plan

Transit	2027	2028	2029	2030	2031	GRAND TOTAL
Available Funds	\$99,945,462	\$106,956,654	\$104,419,397	\$101,583,785	\$104,248,461	\$517,153,759
Transit Capital Investment	\$27,145,707	\$21,709,969	\$26,116,871	\$22,174,577	\$25,369,317	\$122,516,441
5307	\$16,451,084	\$12,553,795	\$15,403,100	\$16,565,876	\$19,092,592	\$80,066,447
5307 CR	\$0	\$0	\$4,320,000	\$0	\$0	\$4,320,000
5339	\$691,462	\$705,292	\$719,397	\$733,785	\$748,461	\$3,598,397
5339D	\$1,400,000	\$3,075,000	\$0	\$0	\$0	\$4,475,000
5320	\$0	\$0	\$0	\$0	\$0	\$0
DOF	\$0	\$0	\$0	\$0	\$0	\$0
Other Federal	\$504,000	\$294,000	\$400,000	\$450,000	\$416,000	\$2,064,000
Other Non-Federal	\$0	\$0	\$0	\$0	\$0	\$0
RTACAP Program	\$8,045,161	\$5,027,882	\$5,219,374	\$4,367,916	\$3,899,134	\$26,559,467
SCA Program	\$54,000	\$54,000	\$55,000	\$57,000	\$1,213,130	\$1,433,130
Difference	\$72,799,755	\$85,246,685	\$78,302,526	\$79,409,208	\$78,879,144	\$394,637,318

The transit projects programmed focus on maintaining and operating the existing system.

THE GEOGRAPHIC DISTRIBUTION OF FEDERAL TARGET FUNDS

PVPC staff reviewed project programming for the TIP in order to show the geographic distribution of Federal Target funds in the Pioneer Valley Metropolitan Planning Organization (MPO) region. PVPC staff reviewed year 1 section 1A (Federal Aid Target Projects) for the next 5 years (2027 through 2031) TIP. Table 12 provides the results of this analysis broken out by MPO sub-region while Table 13 provides the results broken out by municipality. Please see page 3 for MPO region map and additional information regarding the composition of the MPO.

As can be seen in Tables 12 and 13 the PVMPO has successfully programmed 12 projects in 10 communities over the next 5 years. The total funding commitment for these projects is \$151 million. The average investment per project is \$15.1 million (increase from \$10.1 million in FFY 2026 and \$10.55 million in FFY 2025) or 2 projects per year on average (average of 3.4 in FFY 2026).

Table 12 Projects Proposed to be Completed in the 2027-2031 TIP by Sub-Region

MPO Sub Region	2027	2028	2029	2030	2031	Total Projects	Total Funds	% Funds	% Pop	Median Household Income	Below Poverty Level	Population
Sub Region 1	0	0	1	0	0	1	\$16,045,830	11%	40%	\$39,186	24.37%	248,238
↳Active funding	1	0	1	1	1							
Sub Region 2	2	0	0	0	0	2	\$12,408,858	8%	17%	\$64,795	8.53%	107,425
↳Active funding	1	0	0	0	0							
Sub Region 3	1	2	1	0	0	4	\$60,488,376	40%	17%	\$61,037	14.68%	105,185
↳Active funding	1	3	2	2	0							
Sub Region 4	0	1	2	0	0	3	\$37,172,071	25%	21%	\$73,499	6.84%	132,675
↳Active funding	0	1	2	1	1							
Sub Region 5	1	0	1	0	0	2	\$25,309,939	17%	4%	\$68,342	6.52%	28,047
↳Active funding	1	0	1	1	0							
Grand Total	4	3	5	0	0	12	\$151,425,074	100%		\$61,372	12.19%	621,570

Source: PVPC TIP

As can be seen in Table 12, sub-region 1 (40% of PV population) will see 4 projects worth \$16 million (11% of the programmed funding) over the next 5 years. Sub-region 5 which makes up 4% on the regional population is anticipated to receive 17% (\$25.4 million) of the programmed funding over the next 5 years. This is due in large to the complexity and cost of bringing rural roads up to current state and federal standards. Sub-region 2 (17% of PV populations) has 8% (2 project worth \$12.4 million) programmed over the next 5 years, this is due in large part to several large projects recently being completed in Sub-region 2. Sub Region 3 (17% of the population) has 4 project valued at \$60.5 million(40% of programmed funding) over the next five year. The significant investment in sub-are 3 is in large part the result of major reconstruction / complete street projects in Northampton and Easthampton. The PVMPO is committed to funding transportation improvement projects across the entire region. The community data provided in Table 13 shows the extent to which this has been proposed over the next 5 years. With the implementation of the new Transportation Evaluation Criteria (TEC) as well as other regional and state initiatives, the PVMPO is positioned to be able to continue to make decisions that will be equitable for the entire region.

Table 13 Projects Proposed to be Completed in the 2027-2031 TIP by Municipality

	2027	2028	2029	2030	2031	Total	Total Funds	% Funds	% Pop	Median Household Income	Below Poverty Level	Population
Agawam	0	0	0	0	0	0	\$0	0%	4.6%	\$63,561	9.3%	28,705
Amherst	0	0	0	0	0	0	\$0	0%	6.2%	\$52,537	33.8%	38,919
Belchertown	0	0	0	0	0	0	\$0	0%	2.4%	\$74,221	7.8%	14,735
Blandford	0	0	0	0	0	0	\$0	0%	0.2%	\$72,361	5.6%	1,246
Brimfield	0	0	0	0	0	0	\$0	0%	0.6%	\$82,365	3.0%	3,708
Chester	0	0	0	0	0	0	\$0	0%	0.2%	\$65,648	9.2%	1,360
Chesterfield	0	0	0	0	0	0	\$0	0%	0.2%	\$63,594	7.3%	1,239
Chicopee	0	0	0	0	0	0	\$0	0%	8.9%	\$47,276	12.9%	55,717
Cummington	0	0	0	0	0	0	\$0	0%	0.1%	\$50,521	6.4%	867
East Longmeadow	0	0	1	0	0	1	\$9,541,098	6%	2.6%	\$84,173	5.1%	16,022
↳Active funding	0	0	1	0	0							
Easthampton	0	1	1	0	0	2	\$22,908,337	15%	2.5%	\$56,927	8.3%	15,971
↳Active funding	0	1	1	1	0							
Goshen	0	0	0	0	0	0	\$0	0%	0.2%	\$69,219	2.8%	1,058
Granby	0	0	0	0	0	0	\$0	0%	1.0%	\$78,261	5.8%	6,290
Granville	0	0	0	0	0	0	\$0	0%	0.3%	\$75,208	7.1%	1,612
Hadley	0	0	0	0	0	0	\$0	0%	0.8%	\$74,737	7.5%	5,271
Hampden	0	0	0	0	0	0	\$0	0%	0.8%	\$78,722	4.2%	5,179
Hatfield	0	0	0	0	0	0	\$0	0%	0.5%	\$60,033	11.1%	3,282
Holland	0	0	0	0	0	0	\$0	0%	0.4%	\$64,868	9.4%	2,495
Holyoke	0	0	1	0	0	1	\$16,045,830	11%	6.4%	\$35,550	30.1%	40,249
↳Active funding	0	0	1	1	1							
Holyoke-West Spfld.	1	0	0	0	0	1	\$3,970,804	3%				
↳Active funding	1	0	0	0	0							
Huntington	0	0	0	0	0	0	\$0	0%	0.3%	\$52,275	9.8%	2,168
Longmeadow	0	1	0	0	0	1	\$11,364,057	8%	2.5%	\$108,835	5.3%	15,882
↳Active funding	0	1	0	0	0							
Ludlow	0	0	0	0	0	0	\$0	0%	3.4%	\$61,410	5.9%	21,451
Middlefield	0	0	0	0	0	0	\$0	0%	0.1%	\$78,214	5.3%	528
Monson	0	0	1	0	0	1	\$16,266,916	11%	1.4%	\$66,389	8.2%	8,722
↳Active funding	0	0	1	1	1							
Montgomery	0	0	0	0	0	0	\$0	0%	0.1%	\$78,333	2.0%	862
Northampton	1	0	0	0	0	1	\$27,379,006	18%	4.5%	\$58,179	14.6%	28,495
↳Active funding	1	1	1	1	0							
Palmer	0	0	0	0	0	0	\$0	0%	1.9%	\$51,846	10.3%	12,157
Pelham	0	0	0	0	0	0	\$0	0%	0.2%	\$88,462	5.7%	1,319
Plainfield	0	0	0	0	0	0	\$0	0%	0.1%	\$57,188	9.3%	650
Russell	0	0	0	0	0	0	\$0	0%	0.3%	\$68,750	2.1%	1,789
South Hadley	0	1	0	0	0	1	\$10,201,033	7%	2.8%	\$62,803	9.2%	17,740
↳Active funding	0	1	0	0	0							
Southampton	0	0	1	0	0	1	\$12,544,313	8%	1.0%	\$68,693	4.9%	5,984
↳Active funding	0	0	1	1	0							
Southwick	0	0	0	0	0	0	\$0	0%	1.5%	\$81,967	2.9%	9,634
Springfield	0	0	0	0	0	0	\$0	0%	24.5%	\$34,731	30.1%	153,703
Tolland	0	0	0	0	0	0	\$0	0%	0.1%	\$85,750	7.9%	483
Wales	0	0	0	0	0	0	\$0	0%	0.3%	\$52,500	5.3%	1,875
Ware	0	0	0	0	0	0	\$0	0%	1.6%	\$49,630	14.9%	9,844
West Springfield	0	0	0	0	0	0	\$0	0%	4.6%	\$52,806	11.0%	28,684

Table 13 Projects Proposed to be Completed in the 2027-2031 TIP by Municipality (Continued)

Westfield	1	0	0	0	0	1	\$8,438,054	6%	6.6%	\$60,845	10.9%	41,301
↳Active funding	1	0	0	0	0							
Westhampton	0	0	0	0	0	0	\$0	0%	0.3%	\$79,583	5.2%	1,603
Wilbraham	0	0	0	0	0	0	\$0	0%	2.3%	\$87,303	4.8%	14,477
Williamsburg	1	0	0	0	0	1	\$12,765,626	8%	0.4%	\$65,147	10.2%	2,466
↳Active funding	1	0	0	0	0							
Worthington	0	0	0	0	0	0	\$0	0%	0.2%	\$71,300	4.6%	1,167
Hampden County	2	1	3	0	0	6	\$65,626,759	43%	74.5%	\$50,036	17.7%	467,313
Hampshire County	2	2	2	0	0	6	\$85,798,315	57%	25.5%	\$61,460	13.9%	159,596
PVMPO Region	4	3	5	0	0	12	\$151,425,074	100%	100.0%	\$ 52,108	16.6%	626,909

Bold indicates communities that have a higher probability of requiring translation of documents into a language other than English. For additional information on the Language Access Plan (LAP) please refer to Chapter 4, page 45 ([Click Here](#)).

Source: PVPC TIP

DEMOGRAPHIC AND ECONOMIC ANALYSIS

ASSESSMENT STRATEGIES

PVPC performed a demographic and economic analysis in order to quantify the benefits and burdens of the transportation investments and evaluate the impacts for different socio-economic groups. To accomplish this task PVPC worked with the JTC to establish measures of effectiveness that would reflect quantifiable transportation expenditures in the Region. These measures were used to evaluate capital expenditures in the Regional Transportation Plan and Transportation Improvement Program and to evaluate transit service. The evaluations provide a barometer of the distribution of resources and also assist decision-makers in achieving an equitable balance of in future years.

DISTRIBUTION ANALYSIS

PVPC conducted a distribution analysis on the transportation improvement project anticipated to be funded as part of 2027-2031 TIP this assessment process identifies how regional transportation improvement projects have the potential impact on defined minority and low-income block groups in the region. The following tables (14 and 15) and [linked map](#) displays an overlay of federally funded projects from the Transportation Improvement Program (TIP) to minority and low income census block groups. 2027 to 2031 TIP funding allocations were calculated for defined low income and minority populations. PVPC completed an inventory of projects included on the TIP and mapped these projects. GIS tools were used to determine the amount of transportation funds (including bridge projects) allocated to each population group and also compared these values to regional average allocations using census block group data. This analysis is also conducted the Regional Transportation Plan (RTP). PVPC is also working to conduct analysis on other Title VI protected classes. The TIP analysis is presented in Tables 14 and 15.

Table 14 Distribution of Projects in the TIP to Low Income Populations

	PVPC Total	Low Income Block Groups	Other Block Groups	% PVPC Total in <u>Low Income</u> Block Groups	% PVPC Total in Other Block Groups
Transportation Analysis Zones (Block Groups)	444	125	319	28.15%	71.85%
Population	628075	156165	471910	24.86%	75.14%
Minority Population	210365	115887	94478	55.09%	44.91%
Number of Projects	95	34	61	35.79%	64.21%
Projects not Funded	0	0	0		
Projects	\$1,149,143,137	\$740,389,514	\$408,753,623	64.43%	35.57%
Total Project Dollars per Capita	\$1,830	\$4,741	\$866		

Table 15 Distribution of Projects in the TIP to Minority Populations

	PVPC Total	Minority Block Groups	Other Block Groups	% PVPC Total in Minority Block Groups	% PVPC Total in Other Block Groups
Transportation Analysis Zones (Block Groups)	444	185	259	41.67%	58.33%
Population	628075	245037	383038	39.01%	60.99%
Minority Population	210365	161317	49048	76.68%	23.32%
Number of Projects	95	48	47	50.53%	49.47%
Projects not Funded	0	0	0		
Projects	\$1,149,143,137	\$812,121,225	\$337,021,912	70.67%	29.33%
Total Project Dollars per Capita	\$1,830	\$3,314	\$880		

A detailed map can be viewed [HERE](#)

IV. FEDERAL AID REGIONAL PROJECT LISTINGS

The following is a complete listing of the Pioneer Valley Federally Funded Transportation Improvement Projects for Fiscal Years 2027-2031. Appendix B.1 also contains a complete project listing with the "Additional Information" field

ORGANIZATION OF PROJECT LISTINGS

Each project in the TIP contains the following information:

MassDOT Project ID - Project identification numbers given by the Massachusetts Highway Department.

MassDOT Project Description – Includes Town or city in which a project is located, and a description of work to be funded under the project.

MassDOT District – The MassDOT sub-Region where the project is located, for PVMPO projects will be in either District 1 or District 2.

Funding Source - The funding category from which funding is expected.

Total Programmed Funds - The total funding for the project under the specified funding source.

Federal Funds - The amount of federal dollars allocated for project construction.

Non-Federal Funds - The amount of non-federal dollars allocated to the project.

Additional Information – Provides additional project information including design status, Transportation Evaluation Criteria (TEC) Score, and YOE Cost.

Regional Target - The total combined Federal and State dollar amount provided for project funding.

TEC Score – This score is based on criteria developed rank the regional significant of each eligible TIP project

Table 16 Summary of Programmed Projects Section 1A Federal Aid Target Projects

Projects in Table 16 are listed to provide a quick summary of those projects that the MPO selected to be funded with Regional Target Funds. The complete listing of approved projects funded in FFY 2027 – 2031 can be found in Tables 17 through 21.

Program	MassDOT Project ID	MPO	Municipality	MassDOT Project Description	District	Funding Source	Total Programmed Funds	Federal Funds	Non-Federal Funds
Federal Fiscal Year 2027									
Section 1A / Regionally Prioritized Projects							\$29,424,484	\$23,539,587	\$5,884,897
Roadway Reconstruction	607231	Pioneer Valley	Williamsburg	WILLIAMSBURG- RECONSTRUCTION OF MOUNTAIN STREET	1	STBG	\$12,765,626	\$10,212,501	\$2,553,125
Roadway Reconstruction	609286	Pioneer Valley	Northampton	NORTHAMPTON- DOWNTOWN COMPLETE STREETS CORRIDOR AND INTERSECTION IMPROVEMENTS ON MAIN STREET (ROUTE 9)	2	STBG	\$4,250,000	\$3,400,000	\$850,000
Intersection Improvements	612600	Pioneer Valley	Westfield	WESTFIELD- INTERSECTION IMPROVEMENTS AT SOUTHAMPTON ROAD (ROUTE 10/202), SERVISTAR INDUSTRIAL WAY AND BARNES AIRPORT DRIVE	2	STBG	\$8,438,054	\$6,750,443	\$1,687,611
Interstate Pavement	613314	Pioneer Valley	Multiple	HOLYOKE- WEST SPRINGFIELD- INTERSTATE PAVEMENT PRESERVATION AND RELATED WORK ON I-91	2	STBG	\$3,970,804	\$3,176,643	\$794,161
STBG Programmed							\$29,424,484	\$23,539,587	\$5,884,897
Total Programmed for Pioneer Valley Region Projects*							\$29,424,484	\$23,539,587	\$5,884,897
Program Target for Pioneer Valley Region Projects							\$38,506,451	\$30,805,161	\$7,701,290
Target Funds Available for Pioneer Valley Region Projects							\$9,081,967	\$7,265,574	\$1,816,393

Table 16 Summary of Programmed Projects Section 1 A Federal Aid Target Projects (Continued)

Program	MassDOT Project ID	MPO	Municipality	MassDOT Project Description	District	Funding Source	Total Programmed Funds	Federal Funds	Non-Federal Funds
Federal Fiscal Year 2028									
Section 1A / Regionally Prioritized Projects							\$39,054,190	\$31,243,352	\$7,810,838
Roadway Reconstruction	608423	Pioneer Valley	Easthampton	EASTHAMPTON- IMPROVEMENTS AND RELATED WORK ON ROUTE 10, FROM WEST STREET TO THE NORTHAMPTON TOWN LINE	2	STBG	\$5,989,100	\$4,791,280	\$1,197,820
Roadway Reconstruction	608785	Pioneer Valley	South Hadley	SOUTH HADLEY- RECONSTRUCTION OF MAIN STREET, FROM THE CHICOPEE CITY LINE TO CANAL STREET (0.67 MILES)	2	STBG	\$10,201,033	\$8,160,826	\$2,040,207
Roadway Reconstruction	609286	Pioneer Valley	Northampton	NORTHAMPTON- DOWNTOWN COMPLETE STREETS CORRIDOR AND INTERSECTION IMPROVEMENTS ON MAIN STREET (ROUTE 9)	2	STBG	\$11,500,000	\$9,200,000	\$2,300,000
Non-Interstate Pavement	612257	Pioneer Valley	Longmeadow	LONGMEADOW- RESURFACING AND RELATED WORK ON LONGMEADOW STREET (ROUTE 5) (PHASE 1)	2	STBG	\$11,364,057	\$9,091,246	\$2,272,811
STBG Programmed							\$39,054,190	\$31,243,352	\$7,810,838
Total Programmed for Pioneer Valley Region Projects*							\$39,054,190	\$31,243,352	\$7,810,838
Program Target for Pioneer Valley Region Projects							\$39,102,948	\$31,282,358	\$7,820,590
Target Funds Available for Pioneer Valley Region Projects							\$48,758	\$39,006	\$9,752

Table 16 Summary of Programmed Projects Section 1 A Federal Aid Target Projects (Continued)

Program	MassDOT Project ID	MPO	Municipality	MassDOT Project Description	District	Funding Source	Total Programmed Funds	Federal Funds	Non-Federal Funds	
Federal Fiscal Year 2029										
Section 1A / Regionally Prioritized Projects							\$39,617,345	\$31,693,876	\$7,923,469	
Roadway Reconstruction	609286	Pioneer Valley	Northampton	NORTHAMPTON- DOWNTOWN COMPLETE STREETS CORRIDOR AND INTERSECTION IMPROVEMENTS ON MAIN STREET (ROUTE 9)	2	STBG	\$4,500,000	\$3,600,000	\$900,000	
Roadway Reconstruction	612258	Pioneer Valley	Easthampton	EASTHAMPTON- DOWNTOWN COMPLETE STREETS IMPROVEMENTS ON MAIN AND NORTHAMPTON STREETS (ROUTE 10)	2	STBG	\$7,519,237	\$6,015,390	\$1,503,847	
Non-Interstate Pavement	612265	Pioneer Valley	East Longmeadow	EAST LONGMEADOW- RESURFACING AND RELATED WORK ON NORTH MAIN STREET (ROUTE 83)	2	STBG	\$9,541,098	\$7,632,878	\$1,908,220	
Roadway Reconstruction	612780	Pioneer Valley	Southampton	SOUTHAMPTON- REHABILITATION/RECONSTRUCTION & RELATED WORK ON EAST STREET, FROM COLLEGE HIGHWAY (ROUTE 10) TO WHISPERING MEADOW LANE	2	STBG	\$4,544,313	\$3,635,450	\$908,863	
Roadway Reconstruction	612984	Pioneer Valley	Monson	MONSON- RESURFACING AND RELATED WORK ON MAIN STREET (ROUTE 32)	2	STBG	\$7,466,916	\$5,973,533	\$1,493,383	
Safety Improvements	613320	Pioneer Valley	Holyoke	HOLYOKE- CORRIDOR IMPROVEMENTS ON HIGH AND MAPLE STREETS	2	STBG	\$6,045,781	\$4,836,625	\$1,209,156	
							STBG Programmed	\$39,617,345	\$31,693,876	\$7,923,469
							Total Programmed for Pioneer Valley Region Projects*	\$39,617,345	\$31,693,876	\$7,923,469
							Program Target for Pioneer Valley Region Projects	\$39,711,373	\$31,769,098	\$7,942,275
							Target Funds Available for Pioneer Valley Region Projects	\$94,028	\$75,222	\$18,806

Table 16 Summary of Programmed Projects Section 1 A Federal Aid Target Projects (Continued)

Program	MassDOT Project ID	MPO	Municipality	MassDOT Project Description	District	Funding Source	Total Programmed Funds	Federal Funds	Non-Federal Funds	
Federal Fiscal Year 2030										
Section 1A / Regionally Prioritized Projects							\$34,529,006	\$27,623,205	\$6,905,801	
Roadway Reconstruction	609286	Pioneer Valley	Northampton	NORTHAMPTON- DOWNTOWN COMPLETE STREETS CORRIDOR AND INTERSECTION IMPROVEMENTS ON MAIN STREET (ROUTE 9)	2	STBG	\$7,129,006	\$5,703,205	\$1,425,801	
Roadway Reconstruction	612258	Pioneer Valley	Easthampton	EASTHAMPTON- DOWNTOWN COMPLETE STREETS IMPROVEMENTS ON MAIN AND NORTHAMPTON STREETS (ROUTE 10)	2	STBG	\$9,400,000	\$7,520,000	\$1,880,000	
Roadway Reconstruction	612780	Pioneer Valley	Southampton	SOUTHAMPTON- REHABILITATION/RECONSTRUCTION & RELATED WORK ON EAST STREET, FROM COLLEGE HIGHWAY (ROUTE 10) TO WHISPERING MEADOW LANE	2	STBG	\$8,000,000	\$6,400,000	\$1,600,000	
Roadway Reconstruction	612984	Pioneer Valley	Monson	MONSON- RESURFACING AND RELATED WORK ON MAIN STREET (ROUTE 32)	2	STBG	\$4,000,000	\$3,200,000	\$800,000	
Safety Improvements	613320	Pioneer Valley	Holyoke	HOLYOKE- CORRIDOR IMPROVEMENTS ON HIGH AND MAPLE STREETS	2	STBG	\$6,000,000	\$4,800,000	\$1,200,000	
							STBG Programmed	\$34,529,006	\$27,623,205	\$6,905,801
							Total Programmed for Pioneer Valley Region Projects*	\$34,529,006	\$27,623,205	\$6,905,801
							Program Target for Pioneer Valley Region Projects	\$39,183,404	\$31,346,723	\$7,836,681
							Target Funds Available for Pioneer Valley Region Projects	\$4,654,398	\$3,723,518	\$930,880
Federal Fiscal Year 2031										
Section 1A / Regionally Prioritized Projects							\$8,800,049	\$7,040,039	\$1,760,010	
Roadway Reconstruction	612984	Pioneer Valley	Monson	MONSON- RESURFACING AND RELATED WORK ON MAIN STREET (ROUTE 32)	2	STBG	\$4,800,000	\$3,840,000	\$960,000	
Safety Improvements	613320	Pioneer Valley	Holyoke	HOLYOKE- CORRIDOR IMPROVEMENTS ON HIGH AND MAPLE STREETS	2	STBG	\$4,000,049	\$3,200,039	\$800,010	
							STBG Programmed	\$8,800,049	\$7,040,039	\$1,760,010
							Total Programmed for Pioneer Valley Region Projects*	\$8,800,049	\$7,040,039	\$1,760,010
							Program Target for Pioneer Valley Region Projects	\$40,046,123	\$32,036,898	\$8,009,225
							Target Funds Available for Pioneer Valley Region Projects	\$31,246,074	\$24,996,859	\$6,249,215

Table 17 Federally Funded Projects Year 2027

Program	MassDOT Project ID	MPO	Municipality	MassDOT Project Description	District	Funding Source	Total Programmed Funds	Federal Funds	Non-Federal Funds
Federal Fiscal Year 2027									
Section 1A / Regionally Prioritized Projects							\$29,424,484	\$23,539,587	\$5,884,897
Roadway Reconstruction	607231	Pioneer Valley	Williamsburg	WILLIAMSBURG- RECONSTRUCTION OF MOUNTAIN STREET	1	STBG	\$12,765,626	\$10,212,501	\$2,553,125
Roadway Reconstruction	609286	Pioneer Valley	Northampton	NORTHAMPTON- DOWNTOWN COMPLETE STREETS CORRIDOR AND INTERSECTION IMPROVEMENTS ON MAIN STREET (ROUTE 9)	2	STBG	\$4,250,000	\$3,400,000	\$850,000
Intersection Improvements	612600	Pioneer Valley	Westfield	WESTFIELD- INTERSECTION IMPROVEMENTS AT SOUTHAMPTON ROAD (ROUTE 10/202), SERVISTAR INDUSTRIAL WAY AND BARNES AIRPORT DRIVE	2	STBG	\$8,438,054	\$6,750,443	\$1,687,611
Interstate Pavement	613314	Pioneer Valley	Multiple	HOLYOKE- WEST SPRINGFIELD- INTERSTATE PAVEMENT PRESERVATION AND RELATED WORK ON I-91	2	STBG	\$3,970,804	\$3,176,643	\$794,161
STBG Programmed							\$29,424,484	\$23,539,587	\$5,884,897
Total Programmed for Pioneer Valley Region Projects*							\$29,424,484	\$23,539,587	\$5,884,897
Program Target for Pioneer Valley Region Projects							\$38,506,451	\$30,805,161	\$7,701,290
Target Funds Available for Pioneer Valley Region Projects							\$9,081,967	\$7,265,574	\$1,816,393

Table 17: Federally Funded Projects Year 2027 (Continued)

Program	MassDOT Project ID	MPO	Municipality	MassDOT Project Description	District	Funding Source	Total Programmed Funds	Federal Funds	Non-Federal Funds
Section 1B / Earmark or Discretionary Grant Funded Projects							\$271,460,014	\$217,168,011	\$54,292,003
Earmark Discretionary	607231	Pioneer Valley	Williamsburg	WILLIAMSBURG- RECONSTRUCTION OF MOUNTAIN STREET	1	HPP	\$646,999	\$517,599	\$129,400
Bridge On-System (BFP)	612167	Pioneer Valley	Springfield	SPRINGFIELD- 3 BRIDGE REPLACEMENTS, S-24-017, ST. JAMES AVENUE OVER CSX, S-24-070, TAPLEY STREET OVER I-291 AND CSX, S-24-071, ST. JAMES AVENUE OVER I-291	2	HIP-BR	\$270,000,000	\$216,000,000	\$54,000,000
Earmark Discretionary	611965	Pioneer Valley	Holyoke	HOLYOKE- INTERSECTION IMPROVEMENTS AT BEECH STREET, RESNIC BOULEVARD, AND WEST FRANKLIN STREET	2	HPP	\$297,925	\$238,340	\$59,585
Earmark Discretionary	612600	Pioneer Valley	Westfield	WESTFIELD- INTERSECTION IMPROVEMENTS AT SOUTHAMPTON ROAD (ROUTE 10/202), SERVISTAR INDUSTRIAL WAY AND BARNES AIRPORT DRIVE	2	HPP	\$515,090	\$412,072	\$103,018
Section 2A / State Prioritized Reliability Projects							\$31,833,940	\$26,156,282	\$5,677,659
Bridge On-system NHS	612494	Pioneer Valley	Multiple	SPRINGFIELD- WEST SPRINGFIELD- BRIDGE REPLACEMENT, S-24-003=W-21-002, (US-20) PARK AVENUE OVER CONNECTICUT RIVER	2	NHPP-PEN	\$15,675,432	\$12,540,346	\$3,135,086
Safety Improvements	612649	Pioneer Valley	Multiple	WEST SPRINGFIELD- AGAWAM- GUIDE AND TRAFFIC SIGN REPLACEMENT ON A SECTION OF US 5 AND ROUTE 57	2	HSIP	\$518,750	\$466,875	\$51,875
Safety Improvements	614026	Multiple		DISTRICT 2- WRONG-WAY COUNTERMEASURES AT OFF-RAMPS AT MULTIPLE LOCATIONS	2	HSIP	\$3,106,722	\$2,796,050	\$310,672
Non-Interstate Pavement	614256	Pioneer Valley	Huntington	HUNTINGTON- RESURFACING AND RELATED WORK ON ROUTE 112	1	NHPP	\$9,267,213	\$7,413,770	\$1,853,443
Safety Improvements	616304	Multiple		DISTRICT 2- DISTRICT 3- VRU CROSSWALK INSTALLATION AT STATE SIGNALS AT MULTIPLE LOCATIONS	2	VUS	\$3,265,823	\$2,939,241	\$326,582

Table 17: Federally Funded Projects Year 2027 (Continued)

Program	MassDOT Project ID	MPO	Municipality	MassDOT Project Description	District	Funding Source	Total Programmed Funds	Federal Funds	Non-Federal Funds
Section 2B / State Prioritized Modernization Projects							\$19,945,784	\$16,628,977	\$3,316,807
Freight	612494	Pioneer Valley	Multiple	SPRINGFIELD- WEST SPRINGFIELD- BRIDGE REPLACEMENT, S-24-003=W-21-002, (US-20) PARK AVENUE OVER CONNECTICUT RIVER	2	NFP	\$13,222,284	\$10,577,827	\$2,644,457
Intersection Improvements	611965	Pioneer Valley	Holyoke	HOLYOKE- INTERSECTION IMPROVEMENTS AT BEECH STREET, RESNIC BOULEVARD, AND WEST FRANKLIN STREET	2	HSIP	\$6,723,500	\$6,051,150	\$672,350
Section 3A / Federal Aid Funded Planning/Adjustments/Pass-throughs							\$4,281,901	\$3,944,287	\$337,614
Railroad Crossings	S12988	Pioneer Valley	Multiple	WEST SPRINGFIELD- RAILROAD CROSSING ELIMINATION ON FRONT STREET (CROSSING NO. DOT525901A)	2	RRHE	\$2,593,832	\$2,593,832	\$0
Flex to FTA	S12996	Pioneer Valley		PVTA - Buy Replacement 35-ft Electric Buses (Carbon Reduction Program Funding)		CRP	\$1,688,069	\$1,350,455	\$337,614
Section 3B / Non-Federal Aid Funded							\$31,858,782	\$0	\$31,858,782
Bridge On-System (NGB)	600935	Pioneer Valley	Holyoke	HOLYOKE- BRIDGE REPLACEMENTS, H-21-014, ROUTE 141 (APPLETON STREET) OVER SECOND LEVEL CANAL & H-21-020 OVER FIRST LEVEL CANAL	2	NGBP	\$31,858,782	\$0	\$31,858,782

Table 18 Federally Funded Projects Year 2028

Program	MassDOT Project ID	MPO	Municipality	MassDOT Project Description	District	Funding Source	Total Programmed Funds	Federal Funds	Non-Federal Funds	
Federal Fiscal Year 2028										
Section 1A / Regionally Prioritized Projects							\$39,054,190	\$31,243,352	\$7,810,838	
Roadway Reconstruction	608423	Pioneer Valley	Easthampton	EASTHAMPTON- IMPROVEMENTS AND RELATED WORK ON ROUTE 10, FROM WEST STREET TO THE NORTHAMPTON TOWN LINE	2	STBG	\$5,989,100	\$4,791,280	\$1,197,820	
Roadway Reconstruction	608785	Pioneer Valley	South Hadley	SOUTH HADLEY- RECONSTRUCTION OF MAIN STREET, FROM THE CHICOPEE CITY LINE TO CANAL STREET (0.67 MILES)	2	STBG	\$10,201,033	\$8,160,826	\$2,040,207	
Roadway Reconstruction	609286	Pioneer Valley	Northampton	NORTHAMPTON- DOWNTOWN COMPLETE STREETS CORRIDOR AND INTERSECTION IMPROVEMENTS ON MAIN STREET (ROUTE 9)	2	STBG	\$11,500,000	\$9,200,000	\$2,300,000	
Non-Interstate Pavement	612257	Pioneer Valley	Longmeadow	LONGMEADOW- RESURFACING AND RELATED WORK ON LONGMEADOW STREET (ROUTE 5) (PHASE 1)	2	STBG	\$11,364,057	\$9,091,246	\$2,272,811	
							STBG Programmed	\$39,054,190	\$31,243,352	\$7,810,838
							Total Programmed for Pioneer Valley Region Projects*	\$39,054,190	\$31,243,352	\$7,810,838
							Program Target for Pioneer Valley Region Projects	\$39,102,948	\$31,282,358	\$7,820,590
							Target Funds Available for Pioneer Valley Region Projects	\$48,758	\$39,006	\$9,752
Section 1B / Earmark or Discretionary Grant Funded Projects							\$32,137,700	\$26,553,288	\$5,584,412	
Earmark Discretionary	609286	Pioneer Valley	Northampton	NORTHAMPTON- DOWNTOWN COMPLETE STREETS CORRIDOR AND INTERSECTION IMPROVEMENTS ON MAIN STREET (ROUTE 9)	2	HPP	\$1,357,973	\$1,086,378	\$271,595	
Bridge Off-system (BFP)	610779	Pioneer Valley	Hampden	HAMPDEN- BRIDGE REPLACEMENT, H-04-004, ROCKADUNDEE BRIDGE OVER SCANTIC RIVER	2	BROFF	\$4,215,640	\$4,215,640	\$0	
Bridge On-System (BFP)	607675	Pioneer Valley	Williamsburg	WILLIAMSBURG- BRIDGE REPLACEMENT, W-36-011 & W-36-017, BRIDGE STREET OVER THE MILL RIVER AND SOUTH MAIN STREET OVER THE MILL RIVER	1	HIP-BR	\$15,554,468	\$12,443,574	\$3,110,894	
Bridge On-System (BFP)	605340	Pioneer Valley	Springfield	SPRINGFIELD- BRIDGE REPLACEMENT, S-24-028, ST. JAMES AVENUE OVER CONRAIL RAILROAD (ABANDONED)	2	HIP-BR	\$9,993,870	\$7,995,096	\$1,998,774	
Earmark Discretionary	608466	Pioneer Valley	Granby	GRANBY- RESURFACING AND RELATED WORK ON ROUTE 202, FROM AMHERST STREET TO SCHOOL STREET	2	HPP	\$406,299	\$325,039	\$81,260	
Earmark Discretionary	608785	Pioneer Valley	South Hadley	SOUTH HADLEY- RECONSTRUCTION OF MAIN STREET, FROM THE CHICOPEE CITY LINE TO CANAL STREET (0.67 MILES)	2	HPP	\$609,450	\$487,560	\$121,890	

Table 18: Federally Funded Projects Year 2028 (Continued)

Program	MassDOT Project ID	MPO	Municipality	MassDOT Project Description	District	Funding Source	Total Programmed Funds	Federal Funds	Non-Federal Funds
Section 2A / State Prioritized Reliability Projects							\$61,874,898	\$49,915,242	\$11,959,657
Bridge On-system NHS	612494	Pioneer Valley	Multiple	SPRINGFIELD- WEST SPRINGFIELD-BRIDGE REPLACEMENT, S-24-003=W-21-002, (US-20) PARK AVENUE OVER CONNECTICUT RIVER	2	NHPP-PEN	\$45,078,000	\$36,062,400	\$9,015,600
Bridge Off-system	613139	Pioneer Valley	Monson	MONSON- BRIDGE REPLACEMENT, M-27-026, STAFFORD HOLLOW ROAD OVER NECRR	2	STBG-BR-Off	\$5,099,349	\$4,079,479	\$1,019,870
Safety Improvements	614273	Multiple		STATEWIDE- SYSTEMIC SAFETY IMPROVEMENTS WITH RRFBS AT MULTIPLE LOCATIONS	2	HSIP	\$4,153,231	\$3,737,908	\$415,323
Non-Interstate Pavement	616351	Pioneer Valley	Agawam	AGAWAM- PAVEMENT PRESERVATION ON ROUTE 5 (MM 4.2-7.9)	2	NHPP	\$7,544,318	\$6,035,454	\$1,508,864
Section 2B / State Prioritized Modernization Projects							\$14,142,594	\$11,314,075	\$2,828,519
Freight	612494	Pioneer Valley	Multiple	SPRINGFIELD- WEST SPRINGFIELD-BRIDGE REPLACEMENT, S-24-003=W-21-002, (US-20) PARK AVENUE OVER CONNECTICUT RIVER	2	NFP	\$4,824,174	\$3,859,339	\$964,835
Safe Routes to School	612772	Pioneer Valley	Easthampton	EASTHAMPTON- MOUNTAIN VIEW SCHOOL IMPROVEMENTS (SRTS)	2	TAP	\$2,028,038	\$1,622,430	\$405,608
Safe Routes to School	613397	Pioneer Valley	Southampton	SOUTHAMPTON- WILLIAM E. NORRIS ELEMENTARY SCHOOL IMPROVEMENTS (SRTS)	2	TAP	\$1,759,850	\$1,407,880	\$351,970
Roadway Reconstruction	608466	Pioneer Valley	Granby	GRANBY- RESURFACING AND RELATED WORK ON ROUTE 202, FROM AMHERST STREET TO SCHOOL STREET	2	NHPP	\$5,530,532	\$4,424,426	\$1,106,106
Section 3A / Federal Aid Funded Planning/Adjustments/Pass-throughs							\$5,573,677	\$4,977,708	\$595,969
Railroad Crossings	S12988	Pioneer Valley	Multiple	WEST SPRINGFIELD- RAILROAD CROSSING ELIMINATION ON FRONT STREET (CROSSING NO. DOT525901A)	2	RRHE	\$2,593,832	\$2,593,832	\$0
Flex to FTA	S12996	Pioneer Valley		PVTA - Buy Replacement 35-ft Electric Buses (Carbon Reduction Program Funding)		CRP	\$2,979,845	\$2,383,876	\$595,969
Section 3B / Non-Federal Aid Funded							\$20,765,565	\$0	\$20,765,565
Bridge On-System (NGB)	612175	Pioneer Valley	Russell	RUSSELL- BRIDGE REPLACEMENT, R-13-004, BLANDFORD STAGE ROAD OVER STAGE BROOK	1	NGBP	\$11,595,897	\$0	\$11,595,897
Bridge On-System (NGB)	612176	Pioneer Valley	Huntington	HUNTINGTON- BRIDGE REPLACEMENT, H-27-008, ST 112 WORTHINGTON ROAD OVER WATER POND BROOK	1	NGBP	\$9,169,668	\$0	\$9,169,668

Table 19 Federally Funded Projects Year 2029

Program	MassDOT Project ID	MPO	Municipality	MassDOT Project Description	District	Funding Source	Total Programmed Funds	Federal Funds	Non-Federal Funds	
Federal Fiscal Year 2029										
Section 1A / Regionally Prioritized Projects							\$39,617,345	\$31,693,876	\$7,923,469	
Roadway Reconstruction	609286	Pioneer Valley	Northampton	NORTHAMPTON- DOWNTOWN COMPLETE STREETS CORRIDOR AND INTERSECTION IMPROVEMENTS ON MAIN STREET (ROUTE 9)	2	STBG	\$4,500,000	\$3,600,000	\$900,000	
Roadway Reconstruction	612258	Pioneer Valley	Easthampton	EASTHAMPTON- DOWNTOWN COMPLETE STREETS IMPROVEMENTS ON MAIN AND NORTHAMPTON STREETS (ROUTE 10)	2	STBG	\$7,519,237	\$6,015,390	\$1,503,847	
Non-Interstate Pavement	612265	Pioneer Valley	East Longmeadow	EAST LONGMEADOW- RESURFACING AND RELATED WORK ON NORTH MAIN STREET (ROUTE 83)	2	STBG	\$9,541,098	\$7,632,878	\$1,908,220	
Roadway Reconstruction	612780	Pioneer Valley	Southampton	SOUTHAMPTON- REHABILITATION/RECONSTRUCTION & RELATED WORK ON EAST STREET, FROM COLLEGE HIGHWAY (ROUTE 10) TO WHISPERING MEADOW LANE	2	STBG	\$4,544,313	\$3,635,450	\$908,863	
Roadway Reconstruction	612984	Pioneer Valley	Monson	MONSON- RESURFACING AND RELATED WORK ON MAIN STREET (ROUTE 32)	2	STBG	\$7,466,916	\$5,973,533	\$1,493,383	
Safety Improvements	613320	Pioneer Valley	Holyoke	HOLYOKE- CORRIDOR IMPROVEMENTS ON HIGH AND MAPLE STREETS	2	STBG	\$6,045,781	\$4,836,625	\$1,209,156	
							STBG Programmed	\$39,617,345	\$31,693,876	\$7,923,469
							Total Programmed for Pioneer Valley Region Projects*	\$39,617,345	\$31,693,876	\$7,923,469
							Program Target for Pioneer Valley Region Projects	\$39,711,373	\$31,769,098	\$7,942,275
							Target Funds Available for Pioneer Valley Region Projects	\$94,028	\$75,222	\$18,806
Section 1B / Earmark or Discretionary Grant Funded Projects							\$45,026,403	\$38,016,010	\$7,010,393	
Bridge On-System (BFP)	613135	Pioneer Valley	Chicopee	CHICOPEE- SUPERSTRUCTURE REPLACEMENT OF C-13-003, ROUTE 116 OVER BMRR	2	HIP-BR	\$20,051,966	\$16,041,573	\$4,010,393	
Bridge Off-system (BFP)	613302	Pioneer Valley	Belchertown	BELCHERTOWN- BRIDGE REPLACEMENT, B-05-006 (OPE), BARDWELL STREET OVER JABISH BROOK	2	BROFF	\$9,974,437	\$9,974,437	\$0	
Bridge On-System (BFP)	612160	Pioneer Valley	Multiple	MONSON- PALMER- BRIDGE REPLACEMENT, M-27-008=P-01-008, ROUTE 32 OVER QUABOAG RIVER	2	HIP-BR	\$15,000,000	\$12,000,000	\$3,000,000	

Table 19 Federally Funded Projects Year 2029 (Continued)

Program	MassDOT Project ID	MPO	Municipality	MassDOT Project Description	District	Funding Source	Total Programmed Funds	Federal Funds	Non-Federal Funds
Section 2A / State Prioritized Reliability Projects							\$65,652,581	\$52,522,065	\$13,130,516
Bridge On-system NHS	612494	Pioneer Valley	Multiple	SPRINGFIELD- WEST SPRINGFIELD- BRIDGE REPLACEMENT, S-24-003=W-21-002, (US-20) PARK AVENUE OVER CONNECTICUT RIVER	2	NHPP-PEN	\$40,071,564	\$32,057,251	\$8,014,313
Bridge On-system NHS	613119	Pioneer Valley	Multiple	LUDLOW- SPRINGFIELD- BRIDGE REPLACEMENT, L-16-008=S-24-002, ST 21 (LUDLOW AVENUE) OVER CHICOPEE RIVER	2	NHPP-PEN	\$21,045,943	\$16,836,754	\$4,209,189
Non-Interstate Pavement	616329	Pioneer Valley	Multiple	WALES- BRIMFIELD- PAVEMENT PRESERVATION OF SR19 (MM 1.5-6.7)	2	NHPP	\$4,535,074	\$3,628,059	\$907,015
Section 2B / State Prioritized Modernization Projects							\$5,163,717	\$4,130,974	\$1,032,743
Safe Routes to School	612079	Pioneer Valley	Chicopee	CHICOPEE- HUGH SCOTT STREIBER ELEMENTARY SCHOOL IMPROVEMENTS (SRTS)	2	TAP	\$2,712,005	\$2,169,604	\$542,401
Safe Routes to School	613515	Pioneer Valley	Springfield	SPRINGFIELD- SAMUEL BOWLES ELEMENTARY SCHOOL IMPROVEMENTS (SRTS)	2	TAP	\$2,451,712	\$1,961,370	\$490,342
Section 2C / State Prioritized Expansion Projects							\$17,265,679	\$13,812,543	\$3,453,136
Bicycle and Pedestrian	613484	Pioneer Valley	Southampton	SOUTHAMPTON- GREENWAY RAIL TRAIL CONSTRUCTION, FROM COLEMAN ROAD TO ROUTE 10	2	CMAQ	\$17,265,679	\$13,812,543	\$3,453,136
Section 3A / Federal Aid Funded Planning/Adjustments/Pass-throughs							\$8,840,582	\$7,591,232	\$1,249,350
Railroad Crossings	S12988	Pioneer Valley	Multiple	WEST SPRINGFIELD- RAILROAD CROSSING ELIMINATION ON FRONT STREET (CROSSING NO. DOT525901A)	2	RRHE	\$2,593,832	\$2,593,832	\$0
Flex to FTA	S12996	Pioneer Valley		PVTA - Buy Replacement 35-ft Electric Buses (Carbon Reduction Program Funding)		CRP	\$6,246,750	\$4,997,400	\$1,249,350

Table 20 Federally Funded Projects Year 2030

Program	MassDOT Project ID	MPO	Municipality	MassDOT Project Description	District	Funding Source	Total Programmed Funds	Federal Funds	Non-Federal Funds	
Federal Fiscal Year 2030										
Section 1A / Regionally Prioritized Projects							\$34,529,006	\$27,623,205	\$6,905,801	
Roadway Reconstruction	609286	Pioneer Valley	Northampton	NORTHAMPTON- DOWNTOWN COMPLETE STREETS CORRIDOR AND INTERSECTION IMPROVEMENTS ON MAIN STREET (ROUTE 9)	2	STBG	\$7,129,006	\$5,703,205	\$1,425,801	
Roadway Reconstruction	612258	Pioneer Valley	Easthampton	EASTHAMPTON- DOWNTOWN COMPLETE STREETS IMPROVEMENTS ON MAIN AND NORTHAMPTON STREETS (ROUTE 10)	2	STBG	\$9,400,000	\$7,520,000	\$1,880,000	
Roadway Reconstruction	612780	Pioneer Valley	Southampton	SOUTHAMPTON- REHABILITATION/RECONSTRUCTION & RELATED WORK ON EAST STREET, FROM COLLEGE HIGHWAY (ROUTE 10) TO WHISPERING MEADOW LANE	2	STBG	\$8,000,000	\$6,400,000	\$1,600,000	
Roadway Reconstruction	612984	Pioneer Valley	Monson	MONSON- RESURFACING AND RELATED WORK ON MAIN STREET (ROUTE 32)	2	STBG	\$4,000,000	\$3,200,000	\$800,000	
Safety Improvements	613320	Pioneer Valley	Holyoke	HOLYOKE- CORRIDOR IMPROVEMENTS ON HIGH AND MAPLE STREETS	2	STBG	\$6,000,000	\$4,800,000	\$1,200,000	
							STBG Programmed	\$34,529,006	\$27,623,205	\$6,905,801
							Total Programmed for Pioneer Valley Region Projects*	\$34,529,006	\$27,623,205	\$6,905,801
							Program Target for Pioneer Valley Region Projects	\$39,183,404	\$31,346,723	\$7,836,681
							Target Funds Available for Pioneer Valley Region Projects	\$4,654,398	\$3,723,518	\$930,880
Section 1B / Earmark or Discretionary Grant Funded Projects							\$20,000,000	\$16,000,000	\$4,000,000	
Bridge On-System (BFP)	612160	Pioneer Valley	Multiple	MONSON- PALMER- BRIDGE REPLACEMENT, M-27-008=P-01-008, ROUTE 32 OVER QUABOAG RIVER	2	HIP-BR	\$20,000,000	\$16,000,000	\$4,000,000	
Section 2A / State Prioritized Reliability Projects							\$136,911,696	\$109,780,584	\$27,131,112	
Bridge On-system NHS	612494	Pioneer Valley	Multiple	SPRINGFIELD- WEST SPRINGFIELD- BRIDGE REPLACEMENT, S-24-003=W-21-002, (US-20) PARK AVENUE OVER CONNECTICUT RIVER	2	NHPP	\$28,063,502	\$22,450,802	\$5,612,700	
Bridge On-system NHS	612494	Pioneer Valley	Multiple	SPRINGFIELD- WEST SPRINGFIELD- BRIDGE REPLACEMENT, S-24-003=W-21-002, (US-20) PARK AVENUE OVER CONNECTICUT RIVER	2	NHPP-PEN	\$78,570,156	\$62,856,125	\$15,714,031	
Bridge On-system NHS	613119	Pioneer Valley	Multiple	LUDLOW- SPRINGFIELD- BRIDGE REPLACEMENT, L-16-008=S-24-002, ST 21 (LUDLOW AVENUE) OVER CHICOPEE RIVER	2	NHPP-PEN	\$20,000,000	\$16,000,000	\$4,000,000	
Highway Resiliency Improvement Program	613651	Pioneer Valley	Blandford	BLANDFORD- CULVERT REPLACEMENT, B-14-028, ROUTE 23 OVER POND BROOK	1	PRCT90	\$2,512,272	\$2,261,045	\$251,227	
Non-Interstate Pavement	616340	Pioneer Valley	Holyoke	HOLYOKE- PAVEMENT PRESERVATION ON US5 (MM 16.04-20.20)	2	NHPP	\$7,765,766	\$6,212,613	\$1,553,153	

Table 20 Federally Funded Projects Year 2030 (Continued)

Program	MassDOT Project ID	MPO	Municipality	MassDOT Project Description	District	Funding Source	Total Programmed Funds	Federal Funds	Non-Federal Funds
Section 2B / State Prioritized Modernization Projects							\$11,285,487	\$9,028,390	\$2,257,097
Freight	612494	Pioneer Valley	Multiple	SPRINGFIELD- WEST SPRINGFIELD- BRIDGE REPLACEMENT, S-24-003=W-21-002, (US-20) PARK AVENUE OVER CONNECTICUT RIVER	2	NFP	\$9,609,600	\$7,687,680	\$1,921,920
Safe Routes to School	613442	Pioneer Valley	Holyoke	HOLYOKE- H.B. LAWRENCE ELEMENTARY SCHOOL IMPROVEMENTS (SRTS)	2	TAP	\$1,675,887	\$1,340,710	\$335,177
Section 3A / Federal Aid Funded Planning/Adjustments/Pass-throughs							\$2,593,832	\$2,593,832	\$0
Railroad Crossings	S12988	Pioneer Valley	Multiple	WEST SPRINGFIELD- RAILROAD CROSSING ELIMINATION ON FRONT STREET (CROSSING NO. DOT525901A)	2	RRHE	\$2,593,832	\$2,593,832	\$0

Table 21 Federally Funded Projects Year 2031

Program	MassDOT Project ID	MPO	Municipality	MassDOT Project Description	District	Funding Source	Total Programmed Funds	Federal Funds	Non-Federal Funds	
Federal Fiscal Year 2031										
Section 1A / Regionally Prioritized Projects							\$8,800,049	\$7,040,039	\$1,760,010	
Roadway Reconstruction	612984	Pioneer Valley	Monson	MONSON- RESURFACING AND RELATED WORK ON MAIN STREET (ROUTE 32)	2	STBG	\$4,800,000	\$3,840,000	\$960,000	
Safety Improvements	613320	Pioneer Valley	Holyoke	HOLYOKE- CORRIDOR IMPROVEMENTS ON HIGH AND MAPLE STREETS	2	STBG	\$4,000,049	\$3,200,039	\$800,010	
							STBG Programmed	\$8,800,049	\$7,040,039	\$1,760,010
							Total Programmed for Pioneer Valley Region Projects*	\$8,800,049	\$7,040,039	\$1,760,010
							Program Target for Pioneer Valley Region Projects	\$40,046,123	\$32,036,898	\$8,009,225
							Target Funds Available for Pioneer Valley Region Projects	\$31,246,074	\$24,996,859	\$6,249,215
Section 1B / Earmark or Discretionary Grant Funded Projects							\$7,256,274	\$5,805,019	\$1,451,255	
Bridge On-System (BFP)	612160	Pioneer Valley	Multiple	MONSON- PALMER- BRIDGE REPLACEMENT, M-27-008=P-01-008, ROUTE 32 OVER QUABOAG RIVER	2	HIP-BR	\$7,256,274	\$5,805,019	\$1,451,255	
Section 2A / State Prioritized Reliability Projects							\$137,165,430	\$109,732,344	\$27,433,086	
Bridge On-system NHS	612494	Pioneer Valley	Multiple	SPRINGFIELD- WEST SPRINGFIELD- BRIDGE REPLACEMENT, S-24-003=W-21-002, (US-20) PARK AVENUE OVER CONNECTICUT RIVER	2	NHPP	\$32,862,366	\$26,289,893	\$6,572,473	
Bridge On-system NHS	612494	Pioneer Valley	Multiple	SPRINGFIELD- WEST SPRINGFIELD- BRIDGE REPLACEMENT, S-24-003=W-21-002, (US-20) PARK AVENUE OVER CONNECTICUT RIVER	2	NHPP-PEN	\$49,616,099	\$39,692,879	\$9,923,220	
Bridge On-system NHS	613119	Pioneer Valley	Multiple	LUDLOW- SPRINGFIELD- BRIDGE REPLACEMENT, L-16-008=S-24-002, ST 21 (LUDLOW AVENUE) OVER CHICOPEE RIVER	2	NHPP-PEN	\$18,954,057	\$15,163,246	\$3,790,811	
Highway Resiliency Improvement Program	608787	Pioneer Valley	Williamsburg	WILLIAMSBURG- CONSTRUCTION OF THE "MILL RIVER GREENWAY" SHARED USE PATH	1	PRCT	\$27,527,857	\$22,022,286	\$5,505,571	
Non-Interstate Pavement	616368	Pioneer Valley	Blandford	BLANFORD- PAVEMENT PRESERVATION ON SR23 (MM 27.7-33.3)	1	NHPP	\$5,629,038	\$4,503,230	\$1,125,808	
Non-Interstate Pavement	616373	Pioneer Valley	Palmer	PALMER- PAVEMENT PRESERVATION ON SR20 (MM 80.3-82.5)	2	NHPP	\$2,576,013	\$2,060,810	\$515,203	
Section 2B / State Prioritized Modernization Projects							\$21,898,056	\$18,126,342	\$3,771,714	
Intersection Improvements	614045	Pioneer Valley	West Springfield	WEST SPRINGFIELD- INTERSECTION IMPROVEMENTS AT ROUTE 20 AND SIBLEY AVENUE	2	HSIP	\$6,078,974	\$5,471,077	\$607,897	
Roadway Reconstruction	608787	Pioneer Valley	Williamsburg	WILLIAMSBURG- CONSTRUCTION OF THE "MILL RIVER GREENWAY" SHARED USE PATH	1	NHPP	\$15,819,082	\$12,655,266	\$3,163,816	

Table 21 Federally Funded Projects Year 2031 (Continued)

Program	MassDOT Project ID	MPO	Municipality	MassDOT Project Description	District	Funding Source	Total Programmed Funds	Federal Funds	Non-Federal Funds
Section 2C / State Prioritized Expansion Projects							\$6,423,790	\$5,139,032	\$1,284,758
Bicycle and Pedestrian	612245	Pioneer Valley	Belchertown	BELCHERTOWN- MASS CENTRAL RAIL TRAIL (MCRT, SECTION 1C)	2	CMAQ	\$6,423,790	\$5,139,032	\$1,284,758
Section 3A / Federal Aid Funded Planning/Adjustments/Pass-throughs							\$2,593,832	\$2,593,832	\$0
Railroad Crossings	S12988	Pioneer Valley	Multiple	WEST SPRINGFIELD- RAILROAD CROSSING ELIMINATION ON FRONT STREET (CROSSING NO. DOT525901A)	2	RRHE	\$2,593,832	\$2,593,832	\$0
Pioneer Valley Region Total Program Summary							\$1,133,377,288	\$872,670,127	\$260,707,161

Table 22: Universe of Projects and TEC Scores

2027 - 2031	Municipality	SID	Project Name and Description	Design	TEC Score	Rank	Proposed Cost	Jurisdiction
2031	BELCHERTOWN	612245	BELCHERTOWN- MASS CENTRAL RAIL TRAIL (MCRT, SECTION 1C)	0	31.0	20	\$ 5,537,750	Municipal
	BELCHERTOWN	612264	BELCHERTOWN- RESURFACING AND RELATED WORK ON MAIN STREET AND NORTH MAIN STREET (ROUTE 202)	0	24.0	25	\$ 9,002,240	Municipal
	CHICOPEE	614232	CHICOPEE- INTERSECTION IMPROVEMENTS ON CENTER STREET (ROUTE 116) AT HAMPDEN STREET, WEST STREET AND SOUTH STREET	0	52	8	\$ 12,200,000	Municipal
2029	EAST LONGMEADOW	612265	EAST LONGMEADOW- RESURFACING AND RELATED WORK ON NORTH MAIN STREET (ROUTE 83)	0	49.0	9	\$ 8,834,350	Municipal
	East Longmeadow	613869	EAST LONGMEADOW- RECONSTRUCTION ON NORTH MAIN STREET (ROUTE 83) (PHASE II)	0	34	17	\$ 14,861,450	Municipal
Adv	EASTHAMPTON	610657	EASTHAMPTON- NORTHAMPTON- INSTALLATION OF A SHARED-USE PATH ALONG MOUNT TOM ROAD FROM THE MANHAN TRAIL TO ATWOOD DRIVE	Adv	29	22	\$ 7,213,072	MassDOT
AC 2029 / 2030	EASTHAMPTON	612258	EASTHAMPTON- DOWNTOWN COMPLETE STREETS IMPROVEMENTS ON MAIN AND NORTHAMPTON STREETS (ROUTE 10)	25	55.0	5	\$ 15,665,960	Municipal
2028	EASTHAMPTON	608423	EASTHAMPTON- IMPROVEMENTS AND RELATED WORK ON ROUTE 10, FROM WEST STREET TO THE NORTHAMPTON TOWN LINE	0	54.0	6	\$ 5,758,750	MassDOT
	GOSHEN	613046	GOSHEN - RECONSTRUCTION OF ROUTE 9	0	27.0	24	\$ 9,705,000	MassDOT D1
2028	GRANBY	608466	GRANBY- RESURFACING AND RELATED WORK ON ROUTE 202 FROM KENDALL STREET TO SCHOOL STREET	25	21.5	27	\$ 5,708,491	MassDOT
	Hatfield / Northampton	613658	HATFIELD- NORTHAMPTON- BICYCLE AND PEDESTRIAN IMPROVEMENTS ON ROUTE 5/10, INCLUDES BRIDGE REPLACEMENT, H-11-007, WEST STREET (ROUTE 5/10) OVER GUTTER BROOK	0	37	12	\$ 20,588,401	MassDOT

Table 22: Universe of Projects and TEC Scores (Continued)

2027	HOLYOKE	611965	HOLYOKE- INTERSECTION IMPROVEMENTS AT BEECH STREET, RESNIC BOULEVARD, AND WEST FRANKLIN STREET	25	58.5	4	\$ 7,021,425	MassDOT
AC 2029 / 2030 / 2031	HOLYOKE	613320	CORRIDOR IMPROVEMENTS ON HIGH AND MAPLE STREETS	0	68.0	2	\$ 14,857,250	MassDOT / Municipal
2027	HOLYOKE / WEST SPRINGFIELD	613314	HOLYOKE- WEST SPRINGFIELD- INTERSTATE PAVEMENT PRESERVATION AND RELATED WORK ON I-91	PS&E	NA	NA	\$ 12,506,978	MassDOT
2027 SW	HUNTINGTON	614256	HUNTINGTON- RESURFACING AND RELATED WORK ON ROUTE 112	0	12.5	29	\$ 9,267,213	MassDOT D1
2028	LONGMEADOW	612257	LONGMEADOW- RESURFACING AND RELATED WORK ON LONGMEADOW STREET (ROUTE 5) (PHASE 1)	25	46.0	10	\$ 10,926,978	Municipal
AC 2029 / 2030 / 2031	MONSON	612984	RESURFACING AND RELATED WORK ON MAIN STREET (ROUTE 32)	25	34.5	16	\$ 15,061,959	Municipal
AC 2027 / 2028 / 2029 / 2030	NORTHAMPTON	609286	NORTHAMPTON- DOWNTOWN COMPLETE STREETS CORRIDOR AND INTERSECTION IMPROVEMENTS ON MAIN STREET (ROUTE 9)	75	75.5	1	\$ 37,097,464	Municipal
2028	SOUTH HADLEY	608785	SOUTH HADLEY- RECONSTRUCTION OF MAIN STREET FROM THE CHICOPEE CITY LINE TO CANAL STREET (0.67 MILES)	25	35.5	14	\$ 10,394,695	Municipal
AC 2029 / 2030	SOUTHAMPTON	612780	SOUTHAMPTON- REHABILITATION/RECONSTRUCTION & RELATED WORK ON EAST STREET, FROM COLLEGE HIGHWAY (ROUTE 10) TO WHISPERING MEADOW LANE	25	38.0	11	\$ 11,615,105	Municipal
2029	SOUTHAMPTON	613484	SOUTHAMPTON- GREENWAY RAIL TRAIL CONSTRUCTION, FROM COLEMAN ROAD TO ROUTE 10 (3.5 MILES)	25	23.0	26	\$ 15,986,740	Municipal
2030 Ad Date	SPRINGFIELD	610664	SPRINGFIELD- RECONSTRUCTION OF BIRNIE AVENUE AT GERENA SCHOOL PEDESTRIAN TUNNEL (Total Project Cost \$2+ million, City to cover remaining balance)	25	36.0	13	\$ 4,548,181	Municipal

Table 22: Universe of Projects and TEC Scores (Continued)

	SPRINGFIELD	614040	SPRINGFIELD- INTERSECTION IMPROVEMENTS AT ROOSEVELT AVENUE AND ROOSEVELT TERRACE	0	NA	NA	\$ 2,327,143	Municipal	
2031	WEST SPRINGFIELD	614045	WEST SPRINGFIELD- INTERSECTION IMPROVEMENTS AT ROUTE 20 AND SIBLEY AVENUE	0	28.5	23	\$ 5,240,495	MassDOT	
2027	WESTFIELD	612600	WESTFIELD- INTERSECTION IMPROVEMENTS AT SOUTHAMPTON ROAD (ROUTE 10/202), SERVISTAR INDUSTRIAL WAY AND BARNES AIRPORT DRIVE	25	43.0	10	\$ 8,953,144	MassDOT	
	WESTFIELD	610536	WESTFIELD- PEDESTRIAN AND BICYCLE IMPROVEMENTS ON MAIN STREET (ROUTE 20)	25	29.0	22	\$ 3,305,811	MassDOT	
2031	WESTFIELD	613879	WESTFIELD- ROADWAY RECONSTRUCTION ON ROUTE 10/202 NEAR I-90 (INTERCHANGE 41)	0	55	5	\$ 20,800,150	MassDOT	
2029	WILBRAHAM	608489	WILBRAHAM- RESURFACING AND RELATED WORK ON ROUTE 20	75	NA	NA	\$ 22,016,790	MassDOT	
2027	WILLIAMSBURG	607231	RECONSTRUCTION OF MOUNTAIN STREET	100	33.5	18	\$ 15,529,507	Municipal	
2031	WILLIAMSBURG	608787	WILLIAMSBURG- CONSTRUCTION OF THE "MILL RIVER GREENWAY" SHARED USE PATH	0	30.5	21	\$ 49,890,000	Municipal	
	SPRINGFIELD	S12835	SPRINGFIELD- ARMORY SAFE ROUTES TO NATIONAL PARKS IMPROVEMENTS (SRTS)	0	NA	NA	\$ 698,750	Municipal	
							Total Cost (31 Projects)	\$ 393,121,242	

Table 22: Universe of Projects and TEC Scores –Transit Backlog

FFY	CAPITAL PROJECT DESCRIPTION	Qty	Facilities
2027	Northampton Bus Maint. Facility		
	Maintenance Building Renovation		1,400,000
2027	Cottage Street Bus O&M Facility		
	Phase II Electric Bus Chargers and Storage Bays Expansion		12,450,000
2029	Northampton Bus Maint. Facility		
	Maintenance Building Renovation		3,075,000
2029	Cottage Street Bus O&M Facility		
	Phase III & IV Electric Bus Charger Expansion		4,320,000
2030	Cottage Street Bus O&M Facility		
	Phase III & IV Electric Bus Charger Expansion		14,400,000
2301	Main Street Paratransit O&M Facility		
	Renovate an Reuse lower level		2,560,000
	Renovate paratransit offices and operations areas		2,880,000
2031	Cottage Street Bus O&M Facility		
	Phase III & IV Electric Bus Charger Expansion		14,400,000

Total Project Backlog 55,485,000

Table 22: Universe of Projects and TEC Scores – Safe Routes To School Projects
SAFE ROUTES TO SCHOOL PROJECTS

TIP Days	Municipality	SID	Project Name and Description	Design	TEC Score	Rank	Proposed Cost	Jurisdiction
2028	EASTHAMPTON	612772	EASTHAMPTON- MOUNTAIN VIEW SCHOOL IMPROVEMENTS (SRTS)	0	NA	NA	\$ 1,950,037	Municipal
2030	HOLYOKE	613442	HOLYOKE- H.B. LAWRENCE ELEMENTARY SCHOOL IMPROVEMENTS (SRTS)	0	NA	NA	\$ 1,496,328	Municipal
2028	SOUTHAMPTON	613397	SOUTHAMPTON- WILLIAM E. NORRIS ELEMENTARY SCHOOL IMPROVEMENTS (SRTS)	0	NA	NA	\$ 1,692,136	Municipal
2029	CHICOPEE	612079	CHICOPEE- HUGH SCOTT STREIBER ELEMENTARY SCHOOL IMPROVEMENTS (SRTS)	25	NA	NA	\$ 1,283,468	Municipal
Total Cost SRTS (4 Projects)							\$ 6,421,969	

Projects listed in the Universe of Projects but not programmed in the TIP are shown for informational purposes. If additional funds become available unprogrammed projects from this list could be added, if the selected project would be ready for advertisement in that program year

V. Transit Project Listing for FFY 2027-2031

The following is a complete listing of programmed transit projects for FFY 2027-2031

Table 23 FFY 2027 Transit Project Information

Year	MassDOT Project ID	RTA	Municipality	Program	MassDOT Project Description	Funding Source	Total Project Cost	Total Programmed Funds	Federal Funds	State Funds	Other Funds
Federal Fiscal Year 2027								\$27,125,707	\$19,026,546	\$8,099,161	
Pioneer Valley Transit Authority								\$27,125,707	\$19,026,546	\$8,099,161	
2027	PVTA011781	PVTA	Multiple	RTA Fleet Upgrades	Pioneer Valley Transit Authority - •Replacement of Articulated 60' Transit Buses •Replacement of 60' buses with 60' buses •Replacement of 40' buses with 60' buses in 2028-29	5307	\$7,949,669	\$1,917,891	\$1,917,891		
						OF		\$84,000	\$84,000		
						RTACAP		\$479,473		\$479,473	
2027	PVTA011786	PVTA		RTA Facility & Vehicle Maintenance	Pioneer Valley Transit Authority - UMass Bus Maintenance Facility Upgrades - •Replacement of hydraulic lift •Replacement of RTU and controls •Upgrade building walkway and LED lights to parking areas •Upgrade facility electrical system to code •Renovate administration space •Upgrade facility restrooms and office space •Expand EV charging capabilities •Prepare a facilities assessment capital study •Upgrade fuel and storage bay doors •Replace roof at UMTS buildings •Replace windows at UMTS building	5307	\$867,000	\$1,044,000	\$1,044,000		
						RTACAP		\$261,000		\$261,000	
2027	PVTA011791	PVTA		RTA Facility & System Modernization	Pioneer Valley Transit Authority - Rehab/Renovate - Admin Building Operations Facility - Main St •Replace Rooftop HVAC and Systems Control •Replace interior sidewalk abutting building •Repaint interior walls •Replace ceiling tiles •Replace building gutters and downspouts	5307	\$800,000	\$400,000	\$400,000		
						RTACAP		\$100,000		\$100,000	

Table 23 FFY 2027 Transit Project Information (Continued)

Year	MassDOT Project ID	RTA	Municipality	Program	MassDOT Project Description	Funding Source	Total Project Cost	Total Programmed Funds	Federal Funds	State Funds	Other Funds
2027	PVTA012169	PVTA		RTA Facility & System Modernization	Pioneer Valley Transit Authority - Northampton Maintenance Facility Rehab and Renovation including state of good repairs activities such as expansion of EV charging capabilities, facility expansion NEPA alternative analysis, carport for Service Vehicles	5307	\$1,230,000	\$312,000	\$312,000		
						RTACAP		\$78,000		\$78,000	
2027	PVTA012170	PVTA		RTA Vehicle Replacement	Pioneer Valley Transit Authority - •Replacement of Shuttle Transit buses less than 30'	5307	\$661,440	\$246,419	\$246,419		
						RTACAP		\$61,605		\$61,605	
2027	RTD0009860	PVTA		RTA Facility & Vehicle Maintenance	Pioneer Valley Transit Authority - •Environmental Compliance for all PVTA facilities	5307	\$200,000	\$32,000	\$32,000		
						RTACAP		\$8,000		\$8,000	
2027	RTD0010907	PVTA		RTA Facility & Vehicle Maintenance	Pioneer Valley Transit Authority - •Purchase bus shelters including pedestrian access	5307	\$290,000	\$40,000	\$40,000		
						RTACAP		\$10,000		\$10,000	
2027	RTD0010908	PVTA		RTA Facility & Vehicle Maintenance	Pioneer Valley Transit Authority - •Signage and Lighting at bus stop locations	5307	\$115,000	\$20,000	\$20,000		
						RTACAP		\$5,000		\$5,000	
2027	RTD0010909	PVTA		RTA Facility & Vehicle Maintenance	Pioneer Valley Transit Authority - •Bike access equipment	5307	\$70,000	\$11,200	\$11,200		
						RTACAP		\$2,800		\$2,800	
2027	RTD0010910	PVTA		RTA Facility & Vehicle Maintenance	Pioneer Valley Transit Authority - •Information Technology Systems	5307	\$19,846,775	\$2,175,365	\$2,175,365		
						RTACAP		\$2,175,365		\$2,175,365	

Table 23 FFY 2027 Transit Project Information (Continued)

Year	MassDOT Project ID	RTA	Municipality	Program	MassDOT Project Description	Funding Source	Total Project Cost	Total Programmed Funds	Federal Funds	State Funds	Other Funds
2027	RTD0010911	PVTA	Northampton	RTA Facility & Vehicle Maintenance	Pioneer Valley Transit Authority - •Rehab Northampton Maintenance Facility as per FTA's Section 5339 Award	5339D	\$5,705,000	\$1,400,000	\$1,400,000		
2027	RTD0010912	PVTA	Amherst	RTA Facility & Vehicle Maintenance	Pioneer Valley Transit Authority - UMass Bus Maintenance Facility - •Workforce Development •Upgrade Bus Bay Lateral Expansion	RTACAP	\$11,100,000	\$40,000		\$40,000	
2027	RTD0010914	PVTA		RTA Facility & Vehicle Maintenance	Pioneer Valley Transit Authority - •Purchase Shop Equipment - All Garages	5307	\$1,025,000	\$160,000	\$160,000		
						RTACAP		\$40,000		\$40,000	
2027	RTD0010928	PVTA		RTA Facility & System Modernization	Pioneer Valley Transit Authority - Rehab/Renovate - Main St. Maintenance Facility - •Renovate Main St Paratransit O&M Office	5307	\$4,200,000	\$1,232,000	\$1,232,000		
						RTACAP		\$308,000		\$308,000	
2027	RTD0010949	PVTA		RTA Vehicle Replacement	Pioneer Valley Transit Authority - •Acquire support vehicles	5307	\$228,681	\$122,894	\$122,894		
						RTACAP		\$30,724		\$30,724	
2027	RTD0010951	PVTA		RTA Facility & System Modernization	Pioneer Valley Transit Authority - Facilities Renovation - •CAPITAL State of Good Repair for all transit buildings including Admin and Maintenance	RTACAP	\$125,000	\$5,000		\$5,000	
2027	RTD0010955	PVTA		Operating	Pioneer Valley Transit Authority - •Short Range Transit Planning	5307	\$1,350,000	\$216,000	\$216,000		
						SCA		\$54,000		\$54,000	
2027	RTD0010959	PVTA		RTA Vehicle Replacement	Pioneer Valley Transit Authority - •Acquire supervisory vehicles	5307	\$546,646	\$88,091	\$88,091		
						RTACAP		\$22,023		\$22,023	

Table 23 FFY 2027 Transit Project Information (Continued)

Year	MassDOT Project ID	RTA	Municipality	Program	MassDOT Project Description	Funding Source	Total Project Cost	Total Programmed Funds	Federal Funds	State Funds	Other Funds
2027	RTD0011374	PVTA		RTA Fleet Upgrades	Pioneer Valley Transit Authority - •Buy replacement 40-ft Electric and Hybrid transit buses	5307	\$36,930,325	\$5,355,303	\$5,355,303		
						5339		\$345,731	\$345,731		
						OF		\$252,000	\$252,000		
						RTACAP		\$1,425,258		\$1,425,258	
2027	RTD0011375	PVTA		RTA Fleet Upgrades	Pioneer Valley Transit Authority - •Buy replacement 35-ft buses with Electric and/or Hybrid bus	5307	\$20,464,589	\$3,057,921	\$3,057,921		
						5339		\$345,731	\$345,731		
						OF		\$168,000	\$168,000		
						RTACAP		\$892,913		\$892,913	
2027	RTD0011399	PVTA	Springfield	RTA Facility & System Modernization	Pioneer Valley Transit Authority - Rehab/Renovate - Maintenance Facility - Springfield O&M Facility at Cottage St. - •Electric Bus Chargers Expansion and Upgrades Phase I and Phase II	RTACAP	\$54,540,250	\$2,100,000		\$2,100,000	
						5307 Programmed		\$16,431,084	\$16,431,084		
						5339 Programmed		\$691,462	\$691,462		
						5339D Programmed		\$1,400,000	\$1,400,000		
						OF Programmed		\$504,000	\$504,000		
						RTACAP Programmed		\$8,045,161		\$8,045,161	
						SCA Programmed		\$54,000		\$54,000	
						Total Programmed for Pioneer Valley Transit Authority Projects		\$27,125,707	\$19,026,546	\$8,099,161	

Table 24 FFY 2028 Transit Project Information

Year	MassDOT Project ID	RTA	Municipality	Program	MassDOT Project Description	Funding Source	Total Project Cost	Total Programmed Funds	Federal Funds	State Funds	Other Funds
Federal Fiscal Year 2028								\$21,689,969	\$16,608,087	\$5,081,882	
Pioneer Valley Transit Authority								\$21,689,969	\$16,608,087	\$5,081,882	
2028	PVTA011781	PVTA	Multiple	RTA Fleet Upgrades	Pioneer Valley Transit Authority - •Replacement of Articulated 60' Transit Buses •Replacement of 60' buses with 60' buses •Replacement of 40' buses with 60' buses in 2028-29	5307	\$7,949,669	\$2,017,145	\$2,017,145		
						OF		\$84,000	\$84,000		
						RTACAP		\$504,286		\$504,286	
2028	PVTA011786	PVTA		RTA Facility & Vehicle Maintenance	Pioneer Valley Transit Authority - UMass Bus Maintenance Facility Upgrades - •Replacement of hydraulic lift •Replacement of RTU and controls •Upgrade building walkway and LED lights to parking areas •Upgrade facility electrical system to code •Renovate administration space •Upgrade facility restrooms and office space •Expand EV charging capabilities •Prepare a facilities assessment capital study •Upgrade fuel and storage bay doors •Replace roof at UMTS buildings •Replace windows at UMTS building	5307	\$867,000	\$1,604,000	\$1,604,000		
						RTACAP		\$401,000		\$401,000	
2028	PVTA011791	PVTA		RTA Facility & System Modernization	Pioneer Valley Transit Authority - Rehab/Renovate - Admin Building Operations Facility - Main St •Replace Rooftop HVAC and Systems Control •Replace interior sidewalk abutting building •Repaint interior walls •Replace ceiling tiles •Replace building gutters and downspouts	5307	\$800,000	\$54,400	\$54,400		
						RTACAP		\$13,600		\$13,600	

Table 24 FFY 2028 Transit Project Information (Continued)

Year	MassDOT Project ID	RTA	Municipality	Program	MassDOT Project Description	Funding Source	Total Project Cost	Total Programmed Funds	Federal Funds	State Funds	Other Funds
2028	PVTA011793	PVTA		RTA Facility & Vehicle Maintenance	Pioneer Valley Transit Authority - Cottage St. Maintenance Facility - •Sealcoat Asphalt Parking lot •Purchase FTA 11.44.03 •Install bus simulator under FTA 11.42.20	5307	\$560,000	\$448,000	\$448,000		
						RTACAP		\$112,000		\$112,000	
2028	PVTA012169	PVTA		RTA Facility & System Modernization	Pioneer Valley Transit Authority - Northampton Maintenance Facility Rehab and Renovation including state of good repairs activities such as expansion of EV charging capabilities, facility expansion NEPA alternative analysis, carport for Service Vehicles	5307	\$1,230,000	\$288,000	\$288,000		
						RTACAP		\$72,000		\$72,000	
2028	RTD0009860	PVTA		RTA Facility & Vehicle Maintenance	Pioneer Valley Transit Authority - •Environmental Compliance for all PVTA facilities	5307	\$200,000	\$32,000	\$32,000		
						RTACAP		\$8,000		\$8,000	
2028	RTD0010907	PVTA		RTA Facility & Vehicle Maintenance	Pioneer Valley Transit Authority - •Purchase bus shelters including pedestrian access	5307	\$290,000	\$40,000	\$40,000		
						RTACAP		\$10,000		\$10,000	
2028	RTD0010908	PVTA		RTA Facility & Vehicle Maintenance	Pioneer Valley Transit Authority - •Signage and Lighting at bus stop locations	5307	\$115,000	\$20,000	\$20,000		
						RTACAP		\$5,000		\$5,000	
2028	RTD0010909	PVTA		RTA Facility & Vehicle Maintenance	Pioneer Valley Transit Authority - •Bike access equipment	5307	\$70,000	\$11,200	\$11,200		
						RTACAP		\$2,800		\$2,800	

Table 24 FFY 2028 Transit Project Information (Continued)

Year	MassDOT Project ID	RTA	Municipality	Program	MassDOT Project Description	Funding Source	Total Project Cost	Total Programmed Funds	Federal Funds	State Funds	Other Funds
2028	RTD0010910	PVTA		RTA Facility & Vehicle Maintenance	Pioneer Valley Transit Authority - •Information Technology Systems	5307	\$19,846,775	\$2,169,480	\$2,169,480		
						RTACAP		\$2,169,480		\$2,169,480	
2028	RTD0010911	PVTA	Northampton	RTA Facility & Vehicle Maintenance	Pioneer Valley Transit Authority - •Rehab Northampton Maintenance Facility as per FTA's Section 5339 Award	5339D	\$5,705,000	\$3,075,000	\$3,075,000		
2028	RTD0010912	PVTA	Amherst	RTA Facility & Vehicle Maintenance	Pioneer Valley Transit Authority - UMass Bus Maintenance Facility - •Workforce Development •Upgrade Bus Bay Lateral Expansion	RTACAP	\$11,100,000	\$40,000		\$40,000	
2028	RTD0010914	PVTA		RTA Facility & Vehicle Maintenance	Pioneer Valley Transit Authority - •Purchase Shop Equipment - All Garages	5307	\$1,025,000	\$160,000	\$160,000		
						RTACAP		\$40,000		\$40,000	
2028	RTD0010928	PVTA		RTA Facility & System Modernization	Pioneer Valley Transit Authority - Rehab/Renovate - Main St. Maintenance Facility - •Renovate Main St Paratransit O&M Office	5307	\$4,200,000	\$240,000	\$240,000		
						RTACAP		\$60,000		\$60,000	
2028	RTD0010949	PVTA		RTA Vehicle Replacement	Pioneer Valley Transit Authority - •Acquire support vehicles	5307	\$228,681	\$64,000	\$64,000		
						RTACAP		\$16,000		\$16,000	
2028	RTD0010951	PVTA		RTA Facility & System Modernization	Pioneer Valley Transit Authority - Facilities Renovation - •CAPITAL State of Good Repair for all transit buildings including Admin and Maintenance	RTACAP	\$125,000	\$5,000		\$5,000	
2028	RTD0010955	PVTA		Operating	Pioneer Valley Transit Authority - •Short Range Transit Planning	5307	\$1,350,000	\$216,000	\$216,000		
						SCA		\$54,000		\$54,000	
2028	RTD0010959	PVTA		RTA Vehicle Replacement	Pioneer Valley Transit Authority - •Acquire supervisory vehicles	5307	\$546,646	\$90,734	\$90,734		
						RTACAP		\$22,684		\$22,684	

Table 24 FFY 2028 Transit Project Information (Continued)

Year	MassDOT Project ID	Municipality	Program	MassDOT Project Description	Funding Source	Total Project Cost	Total Programmed Funds	Federal Funds	State Funds	Other Funds	
2028	RTD0011374	PVTA		RTA Fleet Upgrades	Pioneer Valley Transit Authority - •Buy replacement 40-ft Electric and Hybrid transit buses	5307	\$36,930,325	\$5,078,836	\$5,078,836		
						5339		\$705,292	\$705,292		
						OF		\$210,000	\$210,000		
						RTACAP		\$1,446,032	\$1,446,032		
2028	RTD0011399	PVTA	Springfield	RTA Facility & System Modernization	Pioneer Valley Transit Authority - Rehab/Renovate - Maintenance Facility - Springfield O&M Facility at Cottage St. - •Electric Bus Chargers Expansion and Upgrades Phase I and Phase II	RTACAP	\$54,540,250	\$100,000	\$100,000		
						5307 Programmed		\$12,533,795	\$12,533,795		
						5339 Programmed		\$705,292	\$705,292		
						5339D Programmed		\$3,075,000	\$3,075,000		
						OF Programmed		\$294,000	\$294,000		
						RTACAP Programmed		\$5,027,882	\$5,027,882		
						SCA Programmed		\$54,000	\$54,000		
						Total Programmed for Pioneer Valley Transit Authority Projects		\$21,689,969	\$16,608,087	\$5,081,882	

Table 25 FFY 2029 Transit Project Information

Year	MassDOT Project ID	RTA	Municipality	Program	MassDOT Project Description	Funding Source	Total Project Cost	Total Programmed Funds	Federal Funds	State Funds	Other Funds
Federal Fiscal Year 2029								\$26,096,871	\$20,822,497	\$5,274,374	
Pioneer Valley Transit Authority								\$26,096,871	\$20,822,497	\$5,274,374	
2029	PVTA011781	PVTA	Multiple	RTA Fleet Upgrades	Pioneer Valley Transit Authority - •Replacement of Articulated 60' Transit Buses •Replacement of 60' buses with 60' buses •Replacement of 40' buses with 60' buses in 2028-29	5307	\$7,949,669	\$3,162,844	\$3,162,844		
						OF		\$150,000	\$150,000		
						RTACAP		\$790,711		\$790,711	
2029	PVTA011786	PVTA		RTA Facility & Vehicle Maintenance	Pioneer Valley Transit Authority - UMass Bus Maintenance Facility Upgrades - •Replacement of hydraulic lift •Replacement of RTU and controls •Upgrade building walkway and LED lights to parking areas •Upgrade facility electrical system to code •Renovate administration space •Upgrade facility restrooms and office space •Expand EV charging capabilities •Prepare a facilities assessment capital study •Upgrade fuel and storage bay doors •Replace roof at UMTS buildings •Replace windows at UMTS building	5307	\$867,000	\$1,136,000	\$1,136,000		
						RTACAP		\$284,000		\$284,000	
2029	PVTA011794	PVTA		RTA Facility & System Modernization	Pioneer Valley Transit Authority - Rehab/Renovate - Cottage Street Facility - •Phase III and IV Alternative Fuel	5307CR	\$34,500,000	\$4,320,000	\$4,320,000		
						RTACAP		\$1,080,000		\$1,080,000	
2029	PVTA012169	PVTA		RTA Facility & System Modernization	Pioneer Valley Transit Authority - Northampton Maintenance Facility Rehab and Renovation including state of good repairs activities such as expansion of EV charging capabilities, facility expansion NEPA alternative analysis, carport for Service Vehicles	5307	\$1,230,000	\$384,000	\$384,000		
						RTACAP		\$96,000		\$96,000	

Table 25 FFY 2029 Transit Project Information (Continued)

Year	MassDOT Project ID	RTA	Municipality	Program	MassDOT Project Description	Funding Source	Total Project Cost	Total Programmed Funds	Federal Funds	State Funds	Other Funds
2029	RTD0009860	PVTA		RTA Facility & Vehicle Maintenance	Pioneer Valley Transit Authority - •Environmental Compliance for all PVTA facilities	5307	\$200,000	\$32,000	\$32,000		
						RTACAP		\$8,000		\$8,000	
2029	RTD0010907	PVTA		RTA Facility & Vehicle Maintenance	Pioneer Valley Transit Authority - •Purchase bus shelters including pedestrian access	5307	\$290,000	\$40,000	\$40,000		
						RTACAP		\$10,000		\$10,000	
2029	RTD0010908	PVTA		RTA Facility & Vehicle Maintenance	Pioneer Valley Transit Authority - •Signage and Lighting at bus stop locations	5307	\$115,000	\$20,000	\$20,000		
						RTACAP		\$5,000		\$5,000	
2029	RTD0010909	PVTA		RTA Facility & Vehicle Maintenance	Pioneer Valley Transit Authority - •Bike access equipment	5307	\$70,000	\$11,200	\$11,200		
						RTACAP		\$2,800		\$2,800	
2029	RTD0010910	PVTA		RTA Facility & Vehicle Maintenance	Pioneer Valley Transit Authority - •Information Technology Systems	5307	\$19,846,775	\$3,394,880	\$3,394,880		
						RTACAP		\$848,720		\$848,720	
2029	RTD0010912	PVTA	Amherst	RTA Facility & Vehicle Maintenance	Pioneer Valley Transit Authority - UMass Bus Maintenance Facility - •Workforce Development •Upgrade Bus Bay Lateral Expansion	RTACAP	\$11,100,000	\$40,000		\$40,000	
2029	RTD0010914	PVTA		RTA Facility & Vehicle Maintenance	Pioneer Valley Transit Authority - •Purchase Shop Equipment - All Garages	5307	\$1,025,000	\$180,000	\$180,000		
						RTACAP		\$45,000		\$45,000	

Table 25 FFY 2029 Transit Project Information (Continued)

Year	MassDOT Project ID	RTA	Municipality	Program	MassDOT Project Description	Funding Source	Total Project Cost	Total Programmed Funds	Federal Funds	State Funds	Other Funds
2029	RTD0010928	PVTA		RTA Facility & System Modernization	Pioneer Valley Transit Authority - Rehab/Renovate - Main St. Maintenance Facility - •Renovate Main St Paratransit O&M Office	5307	\$4,200,000	\$1,440,000	\$1,440,000		
						RTACAP		\$360,000		\$360,000	
2029	RTD0010949	PVTA		RTA Vehicle Replacement	Pioneer Valley Transit Authority - •Acquire support vehicles	5307	\$228,681	\$68,000	\$68,000		
						RTACAP		\$17,000		\$17,000	
2029	RTD0010951	PVTA		RTA Facility & System Modernization	Pioneer Valley Transit Authority - Facilities Renovation - •CAPITAL State of Good Repair for all transit buildings including Admin and Maintenance	RTACAP	\$125,000	\$5,000		\$5,000	
2029	RTD0010955	PVTA		Operating	Pioneer Valley Transit Authority - •Short Range Transit Planning	5307	\$1,350,000	\$225,000	\$225,000		
						SCA		\$55,000		\$55,000	
2029	RTD0010959	PVTA		RTA Vehicle Replacement	Pioneer Valley Transit Authority - •Acquire supervisory vehicles	5307	\$546,646	\$93,456	\$93,456		
						RTACAP		\$23,364		\$23,364	
2029	RTD0011374	PVTA		RTA Fleet Upgrades	Pioneer Valley Transit Authority - •Buy replacement 40-ft Electric and Hybrid transit buses	5307	\$36,930,325	\$2,910,444	\$2,910,444		
						5339		\$719,397	\$719,397		
						OF		\$150,000	\$150,000		
						RTACAP		\$907,460		\$907,460	
2029	RTD0011375	PVTA		RTA Fleet Upgrades	Pioneer Valley Transit Authority - •Buy replacement 35-ft buses with Electric and/or Hybrid bus	5307	\$20,464,589	\$2,285,276	\$2,285,276		
						OF		\$100,000	\$100,000		
						RTACAP		\$596,319		\$596,319	

Table 25 FFY 2029 Transit Project Information (Continued)

Year	MassDOT Project ID	RTA	Municipality	Program	MassDOT Project Description	Funding Source	Total Project Cost	Total Programmed Funds	Federal Funds	State Funds	Other Funds
2029	RTD0011399	PVTA	Springfield	RTA Facility & System Modernization	Pioneer Valley Transit Authority - Rehab/Renovate - Maintenance Facility - Springfield O&M Facility at Cottage St. - •Electric Bus Chargers Expansion and Upgrades Phase I and Phase II	RTACAP	\$54,540,250	\$100,000		\$100,000	
								5307 Programmed	\$15,383,100	\$15,383,100	
								5307CR Programmed	\$4,320,000	\$4,320,000	
								5339 Programmed	\$719,397	\$719,397	
								OF Programmed	\$400,000	\$400,000	
								RTACAP Programmed	\$5,219,374		\$5,219,374
								SCA Programmed	\$55,000		\$55,000
								Total Programmed for Pioneer Valley Transit Authority Projects	\$26,096,871	\$20,822,497	\$5,274,374

Table 26 FFY 2030 Transit Project Information

Year	MassDOT Project ID	RTA	Municipality	Program	MassDOT Project Description	Funding Source	Total Project Cost	Total Programmed Funds	Federal Funds	State Funds	Other Funds
Federal Fiscal Year 2030								\$22,154,577	\$17,729,661	\$4,424,916	
Pioneer Valley Transit Authority								\$22,154,577	\$17,729,661	\$4,424,916	
2030	PVTA011786	PVTA		RTA Facility & Vehicle Maintenance	Pioneer Valley Transit Authority - UMass Bus Maintenance Facility Upgrades - <ul style="list-style-type: none"> •Replacement of hydraulic lift •Replacement of RTU and controls •Upgrade building walkway and LED lights to parking areas •Upgrade facility electrical system to code •Renovate administration space •Upgrade facility restrooms and office space •Expand EV charging capabilities •Prepare a facilities assessment capital study •Upgrade fuel and storage bay doors •Replace roof at UMTS buildings •Replace windows at UMTS building 	5307	\$867,000	\$888,000	\$888,000		
						RTACAP		\$222,000		\$222,000	
2030	RTD0009860	PVTA		RTA Facility & Vehicle Maintenance	Pioneer Valley Transit Authority - <ul style="list-style-type: none"> •Environmental Compliance for all PVTA facilities 	5307	\$200,000	\$32,000	\$32,000		
						RTACAP		\$8,000		\$8,000	
2030	RTD0010907	PVTA		RTA Facility & Vehicle Maintenance	Pioneer Valley Transit Authority - <ul style="list-style-type: none"> •Purchase bus shelters including pedestrian access 	5307	\$290,000	\$56,000	\$56,000		
						RTACAP		\$14,000		\$14,000	
2030	RTD0010908	PVTA		RTA Facility & Vehicle Maintenance	Pioneer Valley Transit Authority - <ul style="list-style-type: none"> •Signage and Lighting at bus stop locations 	5307	\$115,000	\$20,000	\$20,000		
						RTACAP		\$5,000		\$5,000	
2030	RTD0010909	PVTA		RTA Facility & Vehicle Maintenance	Pioneer Valley Transit Authority - <ul style="list-style-type: none"> •Bike access equipment 	5307	\$70,000	\$11,200	\$11,200		
						RTACAP		\$2,800		\$2,800	

Table 26 FFY 2030 Transit Project Information (Continued)

Year	MassDOT Project ID	RTA	Municipality	Program	MassDOT Project Description	Funding Source	Total Project Cost	Total Programmed Funds	Federal Funds	State Funds	Other Funds
2030	RTD0010910	PVTA		RTA Facility & Vehicle Maintenance	Pioneer Valley Transit Authority - •Information Technology Systems	5307	\$19,846,775	\$3,496,726	\$3,496,726		
						RTACAP		\$874,182		\$874,182	
2030	RTD0010914	PVTA		RTA Facility & Vehicle Maintenance	Pioneer Valley Transit Authority - •Purchase Shop Equipment - All Garages	5307	\$1,025,000	\$180,000	\$180,000		
						RTACAP		\$45,000		\$45,000	
2030	RTD0010928	PVTA		RTA Facility & System Modernization	Pioneer Valley Transit Authority - Rehab/Renovate - Main St. Maintenance Facility - •Renovate Main St Paratransit O&M Office	5307	\$4,200,000	\$864,000	\$864,000		
						RTACAP		\$216,000		\$216,000	
2030	RTD0010949	PVTA		RTA Vehicle Replacement	Pioneer Valley Transit Authority - •Acquire support vehicles	5307	\$228,681	\$136,000	\$136,000		
						RTACAP		\$34,000		\$34,000	
2030	RTD0010951	PVTA		RTA Facility & System Modernization	Pioneer Valley Transit Authority - Facilities Renovation - •CAPITAL State of Good Repair for all transit buildings including Admin and Maintenance	RTACAP	\$125,000	\$5,000		\$5,000	
2030	RTD0010955	PVTA		Operating	Pioneer Valley Transit Authority - •Short Range Transit Planning	5307	\$1,350,000	\$228,000	\$228,000		
						SCA		\$57,000		\$57,000	
2030	RTD0010959	PVTA		RTA Vehicle Replacement	Pioneer Valley Transit Authority - •Acquire supervisory vehicles	5307	\$546,646	\$96,260	\$96,260		
						RTACAP		\$24,065		\$24,065	

Table 26 FFY 2030 Transit Project Information (Continued)

Year	MassDOT Project ID	RTA	Municipality	Program	MassDOT Project Description	Funding Source	Total Project Cost	Total Programmed Funds	Federal Funds	State Funds	Other Funds
2030	RTD0011374	PVTA		RTA Fleet Upgrades	Pioneer Valley Transit Authority - •Buy replacement 40-ft Electric and Hybrid transit buses	5307	\$36,930,325	\$6,900,880	\$6,900,880		
						5339		\$733,785	\$733,785		
						OF		\$300,000	\$300,000		
						RTACAP		\$1,908,666		\$1,908,666	
2030	RTD0011375	PVTA		RTA Fleet Upgrades	Pioneer Valley Transit Authority - •Buy replacement 35-ft buses with Electric and/or Hybrid bus	5307	\$20,464,589	\$3,636,810	\$3,636,810		
						OF		\$150,000	\$150,000		
						RTACAP		\$909,203		\$909,203	
2030	RTD0011399	PVTA	Springfield	RTA Facility & System Modernization	Pioneer Valley Transit Authority - Rehab/Renovate - Maintenance Facility - Springfield O&M Facility at Cottage St. - •Electric Bus Chargers Expansion and Upgrades Phase I and Phase II	RTACAP	\$54,540,250	\$100,000		\$100,000	
								5307 Programmed	\$16,545,876	\$16,545,876	
								5339 Programmed	\$733,785	\$733,785	
								OF Programmed	\$450,000	\$450,000	
								RTACAP Programmed	\$4,367,916		\$4,367,916
								SCA Programmed	\$57,000		\$57,000
								Total Programmed for Pioneer Valley Transit Authority Projects	\$22,154,577	\$17,729,661	\$4,424,916

Table 27 FFY 2031 Transit Project Information

Year	MassDOT Project ID	RTA	Municipality	Program	MassDOT Project Description	Funding Source	Total Project Cost	Total Programmed Funds	Federal Funds	State Funds	Other Funds
Federal Fiscal Year 2031								\$25,349,317	\$20,237,053	\$5,112,264	
Pioneer Valley Transit Authority								\$25,349,317	\$20,237,053	\$5,112,264	
2031	PVTA011786	PVTA		RTA Facility & Vehicle Maintenance	Pioneer Valley Transit Authority - UMass Bus Maintenance Facility Upgrades - <ul style="list-style-type: none"> •Replacement of hydraulic lift •Replacement of RTU and controls •Upgrade building walkway and LED lights to parking areas •Upgrade facility electrical system to code •Renovate administration space •Upgrade facility restrooms and office space •Expand EV charging capabilities •Prepare a facilities assessment capital study •Upgrade fuel and storage bay doors •Replace roof at UMTS buildings •Replace windows at UMTS building 	5307	\$867,000	\$216,000	\$216,000		
						RTACAP		\$54,000		\$54,000	
2031	PVTA012170	PVTA		RTA Vehicle Replacement	Pioneer Valley Transit Authority - <ul style="list-style-type: none"> •Replacement of Shuttle Transit buses less than 30' 	5307	\$661,440	\$282,733	\$282,733		
						RTACAP		\$70,683		\$70,683	
2031	RTD0009860	PVTA		RTA Facility & Vehicle Maintenance	Pioneer Valley Transit Authority - <ul style="list-style-type: none"> •Environmental Compliance for all PVTA facilities 	5307	\$200,000	\$32,000	\$32,000		
						RTACAP		\$8,000		\$8,000	
2031	RTD0010907	PVTA		RTA Facility & Vehicle Maintenance	Pioneer Valley Transit Authority - <ul style="list-style-type: none"> •Purchase bus shelters including pedestrian access 	5307	\$290,000	\$56,000	\$56,000		
						RTACAP		\$14,000		\$14,000	
2031	RTD0010908	PVTA		RTA Facility & Vehicle Maintenance	Pioneer Valley Transit Authority - <ul style="list-style-type: none"> •Signage and Lighting at bus stop locations 	5307	\$115,000	\$20,000	\$20,000		
						RTACAP		\$5,000		\$5,000	

Table 27 FFY 2031 Transit Project Information (Continued)

Year	MassDOT Project ID	RTA	Municipality	Program	MassDOT Project Description	Funding Source	Total Project Cost	Total Programmed Funds	Federal Funds	State Funds	Other Funds
2031	RTD0010909	PVTA		RTA Facility & Vehicle Maintenance	Pioneer Valley Transit Authority - •Bike access equipment	5307	\$70,000	\$11,200	\$11,200		
						RTACAP		\$2,800		\$2,800	
2031	RTD0010910	PVTA		RTA Facility & Vehicle Maintenance	Pioneer Valley Transit Authority - •Information Technology Systems	5307	\$19,846,775	\$3,601,628	\$3,601,628		
						RTACAP		\$900,407		\$900,407	
2031	RTD0010914	PVTA		RTA Facility & Vehicle Maintenance	Pioneer Valley Transit Authority - •Purchase Shop Equipment - All Garages	5307	\$1,025,000	\$180,000	\$180,000		
						RTACAP		\$45,000		\$45,000	
2031	RTD0010915	PVTA		Operating	Pioneer Valley Transit Authority - •ADA Operating Assistance	5307	\$6,384,352	\$1,063,639	\$1,063,639		
						SCA		\$265,910		\$265,910	
2031	RTD0010933	PVTA		Operating	Pioneer Valley Transit Authority - •Preventative Maintenance	5307	\$21,407,431	\$3,560,878	\$3,560,878		
						SCA		\$890,220		\$890,220	
2031	RTD0010949	PVTA		RTA Vehicle Replacement	Pioneer Valley Transit Authority - •Acquire support vehicles	5307	\$228,681	\$70,502	\$70,502		
						RTACAP		\$17,626		\$17,626	
2031	RTD0010951	PVTA		RTA Facility & System Modernization	Pioneer Valley Transit Authority - Facilities Renovation - •CAPITAL State of Good Repair for all transit buildings including Admin and Maintenance	RTACAP	\$125,000	\$5,000		\$5,000	
2031	RTD0010955	PVTA		Operating	Pioneer Valley Transit Authority - •Short Range Transit Planning	5307	\$1,350,000	\$228,000	\$228,000		
						SCA		\$57,000		\$57,000	

Table 27 FFY 2031 Transit Project Information (Continued)

Year	MassDOT Project ID	RTA	Municipality	Program	MassDOT Project Description	Funding Source	Total Project Cost	Total Programmed Funds	Federal Funds	State Funds	Other Funds
2031	RTD0010959	PVTA		RTA Vehicle Replacement	Pioneer Valley Transit Authority - •Acquire supervisory vehicles	5307	\$546,646	\$101,073	\$101,073		
						RTACAP		\$25,268		\$25,268	
2031	RTD0011374	PVTA		RTA Fleet Upgrades	Pioneer Valley Transit Authority - •Buy replacement 40-ft Electric and Hybrid transit buses	5307	\$36,930,325	\$4,971,636	\$4,971,636		
						5339		\$374,230	\$374,230		
						OF		\$208,000	\$208,000		
						RTACAP		\$1,336,466		\$1,336,466	
2031	RTD0011375	PVTA		RTA Fleet Upgrades	Pioneer Valley Transit Authority - •Buy replacement 35-ft buses with Electric and/or Hybrid bus	5307	\$20,464,589	\$4,677,303	\$4,677,303		
						5339		\$374,231	\$374,231		
						OF		\$208,000	\$208,000		
						RTACAP		\$1,314,884		\$1,314,884	
2031	RTD0011399	PVTA	Springfield	RTA Facility & System Modernization	Pioneer Valley Transit Authority - Rehab/Renovate - Maintenance Facility - Springfield O&M Facility at Cottage St. - •Electric Bus Chargers Expansion and Upgrades Phase I and Phase II	RTACAP	\$54,540,250	\$100,000		\$100,000	
								\$19,072,592	\$19,072,592		
								\$748,461	\$748,461		
								\$416,000	\$416,000		
								\$3,899,134		\$3,899,134	
								\$1,213,130		\$1,213,130	
								\$25,349,317	\$20,237,053	\$5,112,264	

VI. PROJECT IMPLEMENTATION

The TIP is also used as a management tool for monitoring the progress and implementation of the RTP and previous TIP's. The award status of FFY 2025-2026TIP projects are identified in Table 28.

Table 28 Project Implementation

Project ID	Description	Program	Design Status	Ad Date	Adjusted TFPC	Other Information
FFY 2026 Quarter 1						
609409	SPRINGFIELD- BRIDGE REPLACEMENT, S-24-016, ARMORY STREET OVER CSX MAINLINE & S-24-026, ARMORY STREET OVER ABANDONED CSX	Bridge On-system NHS	Final Design	12/20/2025	\$62,607,408	
FFY 2026 Quarter 1 Total					\$62,607,408	
FFY 2026 Quarter 2						
610657	EASTHAMPTON- NORTHAMPTON- INSTALLATION OF A SHARED-USE PATH ALONG MOUNT TOM ROAD FROM THE MANHAN TRAIL TO ATWOOD DRIVE	Bicycle and Pedestrian	Final Design	2/14/2026	\$7,213,072	
FFY 2026 Quarter 2 Total					\$7,213,072	
FFY 206 Quarter 3						
609061	CHICOPEE- INTERSECTION IMPROVEMENTS AT MONTGOMERY STREET, GRANBY ROAD, AND MCKINSTRY AVENUE	Roadway Reconstruction	Final Design	4/18/2026	\$12,353,084	Construction / PSE / TEC 56 / \$12,291,562 \$251,738 in a repurposed earmark (Demo ID MA240) is being programmed as part of the FY 2025 earmark repurposing process.
612187	CHICOPEE- BRIDGE REPLACEMENT, C-13-038, I-391 OVER (ST 116) CHICOPEE STREET	Bridge On-system NHS	25% Design	4/25/2026	\$172,621,431	
611953	SPRINGFIELD- CHICOPEE- AGAWAM- GUIDE AND TRAFFIC SIGN REPLACEMENT ON INTERSTATE 291 AND A SECTION OF US ROUTE 5	Safety Improvements	75% Design	5/23/2026	\$1,883,334	
FFY 2056 Quarter 3 Total					\$186,857,849	
FFY 2026 Quarter 4						
S13327	HOLYOKE- COMPREHENSIVE SAFETY ACTION PLAN (SS4A)	Earmark Discretionary	N/A	9/5/2026	\$197,850	FFY 2023 Safe Streets and Roads for All (SS4A) Planning and Demonstration Grant Award for the City of Holyoke; Federal award \$158,280 (non-federal match \$39,570)
S13329	PVPC- REGIONAL SAFETY ACTION PLAN AND DEMONSTRATION PROJECT (SS4A)	Earmark Discretionary	N/A	9/5/2026	\$1,250,000	FFY 2023 Safe Streets and Roads for All (SS4A) Planning and Demonstration Grant Award for the Pioneer Valley Planning Commission; Federal award \$1,000,000 (non-federal match \$250,000)

Table 28 Project Implementation (Continued)

Project ID	Description	Program	Design Status	Ad Date	Adjusted TFPC	Other Information
S13330	WESTFIELD- SS4A PLANNING AND DEMONSTRATION GRANT (SS4A)	Earmark Discretionary	N/A	9/5/2026	\$250,000	FFY 2023 Safe Streets and Roads for All (SS4A) Planning and Demonstration Grant Award for the City of Westfield; Federal award \$200,000 (non-federal match \$50,000)
S13360	CHICOPEE- INITIATIVE TO PLAN AND IMPLEMENT COMPLETE AND SAFE STREETS FOR ALL (SS4A)	Earmark Discretionary	N/A	9/5/2026	\$400,000	FFY 2023 Safe Streets and Roads for All (SS4A) Planning and Demonstration Grant Award for the City of Chicopee; Federal award \$320,000 (non-federal match \$80,000)
S13370	Railroad Grade Crossing Elimination Program Grant - Longmeadow Passive Crossing Improvement Project	Earmark Discretionary	N/A	9/5/2026	\$1,500,000	S13190 Federal award under RCE is \$1.2 million and MassDOT and Amtrak will be covering the match still, at \$82,500 and \$217,500, respectively
607231	WILLIAMSBURG- RECONSTRUCTION OF MOUNTAIN STREET	Roadway Reconstruction	100% Design	9/30/2026	\$13,276,251	Amended out of FFY 2026, new added date anticipated for FFY 2027
609286	NORTHAMPTON- DOWNTOWN COMPLETE STREETS CORRIDOR AND INTERSECTION IMPROVEMENTS ON MAIN STREET (ROUTE 9)	Roadway Reconstruction	75% Design	9/30/2026	\$28,736,979	Amended out of FFY 2026, new added date anticipated for FFY 2027
612176	HUNTINGTON- BRIDGE REPLACEMENT, H-27-008, ST 112 WORTHINGTON ROAD OVER WATER POND BROOK	Bridge On-system NHS	25% Design	9/30/2026	\$9,169,668	Amended out of FFY 2026, new added date anticipated for FFY 2027
Quarter 4 Total					\$54,780,748	

Table 26 Project Implementation (Continued)

Project ID	Description	Program	Design Status	Ad Date	Adjusted TFPC	Other Information
FFY 2025 Quarter 1						
608413	NORTHAMPTON- ROCKY HILL GREENWAY MULTI-USE TRAIL, FROM THE MANHAN RAIL TRAIL TO ROCKY HILL ROAD (0.4 MILES)	Bicycle and Pedestrian	Final Design	12/14/2024	\$2,715,905	Switch funding source from CMAQ to HPP as this is earmark-funded. Demo ID MA276. Remainder of \$4.5 million (TFPC) earmark going toward: Northampton - Rocky Hill Greenway Phase Two (Design Earmark MA276)
612065	AGAWAM- PAVEMENT AND BRIDGE PRESERVATION ON ROUTE 57	Non-Interstate Pavement	Final Design	12/28/2024	\$13,472,017	
612097	WEST SPRINGFIELD- CHICOPEE- PAVEMENT AND BRIDGE PRESERVATION ON I-91	Interstate Pavement	Final Design	12/28/2024	\$9,360,001	
FFY 2025 Quarter 1 Total					\$25,547,923	
FFY 2025 Quarter 2						
610768	WESTHAMPTON- BRIDGE REPLACEMENT, W-27-028, PERRY HILL ROAD OVER NORTH BRANCH OF MANHAN RIVER	Bridge Off-system	Final Design	2/1/2025	\$1,565,797	
FFY 2025 Quarter 2 Total					\$1,565,797	
FFY 2025 Quarter 3						
608460	HADLEY- BRIDGE REPLACEMENT, H-01-005, BAY ROAD (ROUTE 47) OVER THE FORT RIVER	Bridge On-system NHS	Final Design	4/26/2025	\$7,323,928	
613219	CHICOPEE- HOLYOKE- NORTHAMPTON- SPRINGFIELD- WEST SPRINGFIELD- BRIDGE PRESERVATION OF 26 BRIDGES ALONG I-91	Bridge Systematic Maintenance NB	75% Design	6/21/2025		
608881	LONGMEADOW- SPRINGFIELD- RESURFACING AND INTERSECTION IMPROVEMENTS ON LONGMEADOW STREET (ROUTE 5) AND CONVERSE STREET (0.84 MILES)	Roadway Reconstruction	Final Design	6/28/2025	\$13,006,800	Construction / YOE \$9,731,030 STBG / 53.5 TEC / 100% design
612080	SPRINGFIELD- REBECCA M. JOHNSON ELEMENTARY SCHOOL IMPROVEMENTS (SRTS)	Safe Routes to School	Final Design	6/28/2025	\$1,328,419	
612514	CUMMINGTON- BRIDGE PRESERVATION, C-21-002, ROUTE 9 OVER WESTFIELD RIVER	Bridge On-system NHS	Final Design	6/28/2025	\$8,836,159	
FFY 2025 Quarter 3 Total					\$30,495,306	

Table 28 Project Implementation (Continued)

FFY 2025 Quarter 4						
612109	CHICOPEE- SOUTH HADLEY- RESURFACING AND RELATED WORK ON ROUTE 33	Non-Interstate Pavement	Final Design	7/12/2025	\$15,739,114	
613185	HUNTINGTON- BRIDGE PRESERVATION, H-27-006 (0DH), STATE ROUTE 112/EAST MAIN STREET OVER CSXT AND WESTFIELD RIVER	Bridge Systematic Maintenance NB	75% Design	8/9/2025		
608886	CHESTERFIELD- RECONSTRUCTION OF NORTH ROAD AND DAMON POND ROAD	Roadway Reconstruction	Final Design	9/13/2025	\$11,009,509	Construction / YOE \$10,232,138 STBG / 20.5 TEC / 75% design (A/C 2027 - \$4,000,000, 2028- \$6,232,138)
609065	HOLYOKE- RESURFACING AND RELATED WORK ON CABOT STREET AND RACE STREET (CENTER CITY CONNECTOR)	Roadway Reconstruction	Final Design	9/13/2025	\$6,550,469	Construction / YOE \$5,493,366 STBG / 54.5 TEC / 75% Design
609286	NORTHAMPTON- DOWNTOWN COMPLETE STREETS CORRIDOR AND INTERSECTION IMPROVEMENTS ON MAIN STREET (ROUTE 9)	Roadway Reconstruction	75% Design	9/30/2025		Construction (YOE \$19,661,701) 75.5 TEC / 25% / STBG (A/C 2025 - \$16,473,207, 2026 - \$8,188,484, 2027 - \$5,015,928)
FFY 2025 Quarter 4 Total					\$33,299,092	
Total 27 Project in FFY 2025 and FFY 2026					\$402,367,195	

VII. Air Quality Conformity Information FFY 2027-2031

Massachusetts Department of Transportation (MassDOT)

And the Metropolitan Planning Organizations (MPOs)

This section documents the latest air quality conformity determination for the 1997 ozone National Ambient Air Quality Standards (NAAQS) in the Commonwealth of Massachusetts. It covers the applicable conformity requirements according to the latest regulations, regional designation status, legal considerations, and federal guidance. Further details and background information are provided below:

INTRODUCTION

The 1990 Clean Air Act Amendments (CAAA) require metropolitan planning organizations within nonattainment and maintenance areas to perform air quality conformity determinations prior to the approval of Long-Range Transportation Plans (LRTPs) and Transportation Improvement Programs (TIPs), and at such other times as required by regulation. Clean Air Act (CAA) section 176(c) (42 U.S.C. 7506(c)) requires that federally funded or approved highway and transit activities are consistent with (“conform to”) the purpose of the State Implementation Plan (SIP). Conformity to the purpose of the SIP means that means Federal Highway Administration (FHWA) and Federal Transit Administration (FTA) funding and approvals are given to highway and transit activities that will not cause or contribute to new air quality violations, worsen existing violations, or delay timely attainment of the relevant NAAQS or any interim milestones (42 U.S.C. 7506(c)(1)). EPA’s transportation conformity rules establish the criteria and procedures for determining whether metropolitan transportation plans, transportation improvement programs (TIPs), and federally supported highway and transit projects conform to the SIP (40 CFR Parts 51.390 and 93).

A nonattainment area is one that the U.S. Environmental Protection Agency (EPA) has designated as not meeting certain air quality standards. A maintenance area is a nonattainment area that now meets the standards and has been re-designated as maintaining the standard. A conformity determination is a demonstration that plans, programs, and projects are consistent with the State Implementation Plan (SIP) for attaining the air quality standards. The CAAA requirement to perform a conformity determination ensures that federal approval and funding go to transportation activities that are consistent with air quality goals.

LEGISLATIVE AND REGULATORY BACKGROUND

The entire Commonwealth of Massachusetts was previously classified as nonattainment for ozone, and was divided into two nonattainment areas. The Eastern Massachusetts ozone nonattainment area included Barnstable, Bristol, Dukes, Essex, Middlesex, Nantucket, Norfolk, Plymouth, Suffolk, and Worcester counties. Berkshire, Franklin, Hampden, and Hampshire counties comprised the Western Massachusetts ozone nonattainment area. With these classifications, the 1990 Clean Air Act Amendments (CAAA) required the Commonwealth to reduce its emissions of volatile organic compounds (VOCs) and nitrogen oxides (NOx), the two major precursors to ozone formation to achieve attainment of the ozone standard.

The 1970 Clean Air Act defined a one-hour national ambient air quality standard (NAAQS) for ground-level ozone. The 1990 CAAA further classified degrees of nonattainment of the one-hour standard based on the severity of the monitored levels of the pollutant. The entire commonwealth of Massachusetts was classified as being in serious nonattainment for the one-hour ozone standard, with a required attainment date of 1999. The attainment date was later extended, first to 2003 and a second time to 2007.

In 1997, the EPA proposed a new, eight-hour ozone standard that replaced the one-hour standard, effective June 15, 2005. Scientific information had shown that ozone could affect human health at lower levels, and over longer exposure times than one hour. The new standard was challenged in court, and after a lengthy legal battle, the courts upheld it. It was finalized in June 2004. The eight-hour standard is 0.08 parts per million, averaged over eight hours and not to be exceeded more than once per year. Nonattainment areas were again further classified based on the severity of the eight-hour values. Massachusetts as a whole was classified as being in moderate nonattainment for the eight-hour standard, and was separated into two nonattainment areas—Eastern Massachusetts and Western Massachusetts.

In March 2008, EPA published revisions to the eight-hour ozone NAAQS establishing a level of 0.075 ppm, (March 27, 2008; 73 FR 16483). In 2009, EPA announced it would reconsider this standard because it fell outside of the range recommended by the Clean Air Scientific Advisory Committee. However, EPA did not take final action on the reconsideration so the standard would remain at 0.075 ppm.

After reviewing data from Massachusetts monitoring stations, EPA sent a letter on December 16, 2011, proposing that only Dukes County would be designated as nonattainment for the new proposed 0.075 ozone standard. Massachusetts concurred with these findings.

On May 21, 2012, (77 FR 30088), the final rule was published in the Federal Register, defining the 2008 NAAQS at 0.075 ppm, the standard that was promulgated in March 2008. A second rule published on May 21, 2012 (77 FR 30160), revoked the 1997 ozone NAAQS to occur one year after the July 20, 2012 effective date of the 2008 NAAQS.

Also on May 21, 2012, the air quality designations areas for the 2008 NAAQS were published in the Federal Register. In this Federal Register, the only area in Massachusetts that was designated as nonattainment is Dukes County. All other Massachusetts counties were designated as attainment/unclassified for the 2008 standard. On March 6, 2015, (80 FR 12264, effective April 6, 2015) EPA published the Final Rulemaking, "Implementation of the 2008 National Ambient Air Quality Standards (NAAQS) for Ozone: State Implementation Plan Requirements; Final Rule." This rulemaking confirmed the removal of transportation conformity to the 1997 Ozone NAAQS and the replacement with the 2008 Ozone NAAQS, which (with actually a stricter level of allowable ozone concentration than the 1997 standards) classified Massachusetts as "Attainment/unclassifiable" (except for Dukes County).

However, on February 16, 2018, the United States Court of Appeals for the District of Columbia Circuit in *South Coast Air Quality Mgmt. District v. EPA* ("South Coast II," 882 F.3d 1138) held that transportation conformity determinations must be made in areas that were either nonattainment or maintenance for the 1997 ozone NAAQS and attainment for the 2008 ozone NAAQS when the 1997 ozone NAAQS was revoked. Conformity determinations are required in these areas after February 16, 2019. On November 29, 2018, EPA issued *Transportation Conformity Guidance for the South Coast II Court Decision* (EPA-420-B-18-050, November 2018) that addresses how

transportation conformity determinations can be made in these areas. According to the guidance, both Eastern and Western Massachusetts, along with several other areas across the country, are now defined as “orphan nonattainment areas” – areas that were designated as nonattainment for the 1997 ozone NAAQS at the time of its revocation (80 FR 12264, March 6, 2015) and were designated attainment for the 2008 ozone NAAQS in EPA’s original designations rule for this NAAQS (77 FR 30160, May 21, 2012).

CURRENT CONFORMITY DETERMINATION

After 2/16/19, as a result of the court ruling and the subsequent federal guidance, transportation conformity for the 1997 NAAQS – intended as an “anti-backsliding” measure – now applies to both of Massachusetts’ orphan areas. Therefore, a conformity determination was made for the 1997 ozone NAAQS on the 2020-2040 Regional Transportation Plans. This conformity determination was finalized in July 2019 following each MPO’s previous endorsement of their regional transportation plan, and approved by the Massachusetts Divisions of FHWA and FTA on October 13, 2023. This conformity determination continues to be valid for the FFY 2025 - 2029 State Transportation Improvement Program and each MPOs’ FFY 2025 – 2029 Transportation Improvement Program, as each is developed from the conforming 2024-2050 Regional Transportation Plans.

The transportation conformity regulation at 40 CFR 93.109 sets forth the criteria and procedures for determining conformity. The conformity criteria for TIPs and RTPs include: latest planning assumptions (93.110), latest emissions model (93.111), consultation (93.112), transportation control measures (93.113(b) and (c), and emissions budget and/or interim emissions (93.118 and/or 93.119).

For the 1997 ozone NAAQS areas, transportation conformity for TIPs and RTPs for the 1997 ozone NAAQS can be demonstrated without a regional emissions analysis, per 40 CFR 93.109(c). This provision states that the regional emissions analysis requirement applies one year after the effective date of EPA’s nonattainment designation for a NAAQS and until the effective date of revocation of such NAAQS for an area. The 1997 ozone NAAQS revocation was effective on April 6, 2015, and the *South Coast II* court upheld the revocation. As no regional emission analysis is required for this conformity determination, there is no requirement to use the latest emissions model, or budget or interim emissions tests.

Therefore, transportation conformity for the 1997 ozone NAAQS for the FFY 2025-2029 State Transportation Improvement Program, Transportation Improvement Programs, and 2024-2050 Regional Transportation Plans can be demonstrated by showing that remaining requirements in Table 1 in 40 CFR 93.109 have been met. These requirements, which are laid out in Section 2.4 of EPA’s guidance and addressed below, include:

- Latest planning assumptions (93.110)
- Consultation (93.112)
- Transportation Control Measures (93.113)
- Fiscal Constraint (93.108)

Latest Planning Assumptions:

The use of latest planning assumptions in 40 CFR 93.110 of the conformity rule generally apply to regional emissions analysis. In the 1997 ozone NAAQS areas, the use of latest planning assumptions requirement applies to assumptions about transportation control measures (TCMs) in an approved SIP (See following section on Timely Implementation of TCMs).

Consultation:

The consultation requirements in 40 CFR 93.112 were addressed both for interagency consultation and public consultation. Interagency consultation was conducted with FHWA, FTA, US EPA Region 1, MassDEP, and the Massachusetts MPOs on March 6, 2019 to discuss the latest conformity-related court rulings and resulting federal guidance. Regular and recurring interagency consultations have been held since on an (at least) annual schedule, with the most recent conformity consultation held on September 13, 2023. This ongoing consultation is conducted in accordance with the following:

- Massachusetts' Air Pollution Control Regulations 310 CMR 60.03 "Conformity to the State Implementation Plan of Transportation Plans, Programs, and Projects Developed, Funded or Approved Under Title 23 USC or the Federal Transit Act"
- The Commonwealth of Massachusetts Memorandum of Understanding among the Massachusetts Department of Transportation, Massachusetts Department of Environmental Protection, Massachusetts Metropolitan Planning Organizations, and Regional Transit Authorities, titled The Conduct of Air Quality Planning and Coordination for Transportation Conformity (dated September 16, 2019)

Public consultation was conducted consistent with planning rule requirements in 23 CFR 450.

Title 23 CFR Section 450.324 and 310 CMR 60.03(6)(h) requires that the development of the TIP, RTP, and related certification documents provide an adequate opportunity for public review and comment. Section 450.316(b) also establishes the outline for MPO public participation programs. Each MPO's Public Participation Plan ensures that the public will have access to the TIP/RTP and all supporting documentation, provides for public notification of the availability of the TIP/RTP and the public's right to review the document and comment thereon, and provides a 21-day public review and comment period prior to the adoption of the TIP/RTP and related certification documents.

Timely Implementation of Transportation Control Measures:

Transportation Control Measures (TCMs) have been required in the SIP in revisions submitted to EPA in 1979 and 1982. All SIP TCMs have been accomplished through construction or through implementation of ongoing programs. All of the projects have been included in the Region's Transportation Plan (present or past) as recommended projects or projects requiring further study.

Fiscal Constraint:

Transportation conformity requirements in 40 CFR 93.108 state that TIPs and transportation plans and must be fiscally constrained consistent with DOT's metropolitan planning regulations at 23 CFR part 450. The 2025-2029 State Transportation Improvement Program and 2024-2050 Regional Transportation Plans are fiscally constrained, as demonstrated in this document.

In summary and based upon the entire process described above, the Commonwealth has prepared this conformity determination for the 1997 Ozone NAAQS in accordance with EPA's and Massachusetts' latest conformity regulations and guidance. This conformity determination process demonstrates that the FFY 2027-2031 State Transportation Improvement Program and the 2024-2050 Regional Transportation Plans meet the Clean Air Act and Transportation Conformity Rule requirements for the 1997 Ozone NAAQS, and have been prepared following all the guidelines and requirements of these rules during this time period.

Therefore, the implementation of the MPO's FFY 2027-2031 State Transportation Improvement Program and the 2024-2050 Regional Transportation Plans are consistent with the air quality goals of, and in conformity with, the Massachusetts State Implementation Plan.

VIII. Greenhouse Gas Monitoring and Evaluation

Introduction

This section summarizes the greenhouse gas (GHG) impacts that are anticipated to result from the projects that are included in this FFY 2027 – 2031 Transportation Improvement Program (TIP). It includes a summary of the state laws and policies that call for reducing greenhouse gas, actions that are being taken to respond to these state laws and policies, the role of regional planning and TIP development in reducing GHG emission and tracking these reductions, and the projected GHG emission impacts from the projects programmed in the TIP.

State Policy Context

The Global Warming Solutions Act (GWSA), which was signed into law in August 2008, makes Massachusetts a leader in setting aggressive and enforceable GHG reduction targets, and implementing policies and initiatives to achieve these targets. In keeping with the law, on December 29, 2010 the Massachusetts Executive Office of Energy and Environmental Affairs (EOEEA), in consultation with other state agencies and the public, released the Massachusetts *Clean Energy and Climate Plan for 2020*. In December 2014 the Department of Environmental Protection issued new regulations that require Metropolitan Planning Organizations to quantify impacts from project investments, track progress towards reductions, and consider impacts in the prioritization of GHG impacts from project investments. The targets for overall statewide GHG emissions are:



GreenDOT Policy

The transportation sector is the single largest emitter of greenhouse gases, accounting for over a third of GHG emissions, and therefore the transportation sector is a key focus of the *Clean Energy and Climate Plan*. MassDOT’s approach to supporting the implementation of the plan is set forth in its GreenDOT Policy Directive, a comprehensive sustainability initiative that sets three principal objectives:

- **Reduce greenhouse gas (GHG) emissions.** MassDOT will achieve this by taking GHG emissions into account in all of its responsibilities, from strategic planning to project design and construction and system operations.
- **Promote the healthy transportation modes of walking, bicycling, and public transit.** MassDOT will achieve this by pursuing multi-modal, “complete streets” design standards; providing choice in transportation services; and by working with MPOs and other partners to prioritize and program a balance of projects that serve drivers, pedestrians, bicyclists, and public transit riders.

- **To support smart growth development.** MassDOT will achieve this by working with MPOs and other partners to make transportation investments that enable denser, smart growth development patterns that support reduced GHG emissions.

Regional GHG Tracking and Evaluation in RTPs

MassDOT coordinated with MPOs and regional planning agency (RPA) staffs on the implementation of GHG tracking and evaluation in development of each MPO's 2040 RTPs, which were adopted in September 2011. This collaboration has continued for the MPO's 2040 RTPs and 2027-2031 TIPs.

Working together, MassDOT and the MPOs have attained the following milestones: Modeling and long-range statewide projections for GHG emissions resulting from the transportation sector. Using the Boston MPO's regional model and the statewide travel demand model for the remainder of the state, GHG emissions were projected for 2020 no-build and build conditions, and for 2040 no-build and build conditions.

All of the MPOs included these GHG emission projections in their RTPs and a statement of MPO support for reducing GHG emissions as a regional goal.

Project-Level GHG Tracking and Evaluation in the Transportation Improvement Program

It is also important to monitor and evaluate the GHG impacts of the transportation projects that are programmed in the MPO Transportation Improvement Programs (TIP). The TIP includes both the larger, regionally-significant projects from the RTPs, which have already had their aggregate GHG impacts calculated and reported in the RTP, as well as smaller projects that are not included in the RTP but that may nevertheless have impacts on GHG emissions. The principal objective of this tracking is to enable the MPOs to evaluate expected GHG impacts of different projects and to use this information as a criterion for prioritizing and programming projects in future TIPs.

In order to monitor and evaluate the GHG impacts of TIP projects, MassDOT and the MPOs have developed the following approach for identifying anticipated GHG impacts and quantifying GHG impacts of projects, when appropriate, through the TIP. Different types of projects will have different anticipated GHG emissions impacts. The different project categories are outlined on the next two pages with this region's project tracking sheet on the third page.

Calculation of GHG Impacts for TIP Projects

The Office of Transportation Planning at MassDOT provided the spreadsheets that are used for determining Congestion Management and Air Quality Improvement (CMAQ) eligibility. These spreadsheets require the same inputs as the CMAQ calculations, and have been adapted to provide CO₂ impacts. The data and analysis required for these calculations is available from functional design reports that should be submitted for projects that would produce a measurable GHG impact.

Projects with Quantified Impacts

RTP Projects - Major capacity expansion projects would be expected to have a significant impact on GHG emissions. However, these projects are included in the RTPs and analyzed using the statewide model or Boston regional model, which would reflect their GHG impacts. Therefore, no independent TIP calculations are required.

- **Quantified Decrease in Emissions** - Projects that would be expected to produce a measurable decrease in emissions. The approach for calculating these impacts is described below. These projects should be categorized in the following manner:
- **Quantified Decrease in Emissions from Traffic Operational Improvement** - An intersection reconstruction or signalization project that is projected to reduce delay and congestion.
- **Quantified Decrease in Emissions from Pedestrian and Bicycle Infrastructure** - A shared-use path that would enable increased walking and biking and decreased vehicle-miles traveled (VMT).
- **Quantified Decrease in Emissions from New/Additional Transit Service** - A bus or shuttle service that would enable increased transit ridership and decreased VMT
- **Quantified Decrease in Emissions from a Park and Ride Lot** A park-and-ride lot that would enable increased transit ridership/ increased ridesharing and decreased VMT
- **Quantified Decrease in Emissions from Bus Replacement**
A bus replacement that would directly reduce GHG emissions generated by that bus service.
- **Quantified Decrease in Emissions from Complete Streets Improvements**
Improvements to roadway networks that include the addition of bicycle and pedestrian accommodations where none were present before.
- **Quantified Decrease in Emissions from Other Improvement**

Quantified Increase in Emissions – Projects that would be expected to produce a measurable increase in emissions

Projects with Assumed Impact

No Assumed Impact/Negligible Impact on Emission - Projects that do not change the capacity or use of a facility (e.g. a resurfacing project that restores a roadway to its previous condition, or a bridge rehabilitation/replacement that restores the bridge to its previous condition) would be assumed to have no GHG impact.

Assumed Nominal Decrease in Emissions - Projects that would be expected to produce a minor decrease in emissions that cannot be calculated with any precision. Examples of such projects include roadway repaving or reconstruction projects that add a new sidewalk or new bike lanes. Such a project would enable increased travel by walking or bicycling, but there may be not data or analysis to support any projections of GHG impacts. These projects should be categorized as a Qualitative Decrease in Emissions.

Assumed Nominal Increase in Emissions -Projects that would be expected to produce a minor increase in emissions that cannot be calculated with any precision. The projects should be categorized as a Qualitative Increase in Emissions.

Regional Greenhouse Gas Impact Summary Tables for FFY 2027 – 2031 TIP

The following tables (table 29 and table 30) summarize the calculated quantitative and assumed qualitative impacts of the projects included in the regional FFY 2027 – 2031 TIP.

Table 29 Highway Greenhouse Gas Summary Tables FFY 2027-2031

MassDot Project ID	MassDOT Project Description	GHG Analysis Type	GHG Impact Description	GHG CO2 Impact (kg/yr)	Additional Information
Federal Fiscal Year 2027					
Pioneer Valley					
600935	HOLYOKE- BRIDGE REPLACEMENTS, H-21-014, ROUTE 141 (APPLETON STREET) OVER SECOND LEVEL CANAL & H-21-020 OVER FIRST LEVEL CANAL	Not Applicable	No assumed impact/negligible impact on emissions	0	
607231	WILLIAMSBURG- RECONSTRUCTION OF MOUNTAIN STREET	Quantified	Quantified Decrease in Emissions from Complete Streets Project	1,038	
611965	HOLYOKE- INTERSECTION IMPROVEMENTS AT BEECH STREET, RESNIC BOULEVARD, AND WEST FRANKLIN STREET	Qualitative	Qualitative Decrease in Emissions	0	Qualitative decrease from safety improvements.
612167	SPRINGFIELD- 3 BRIDGE REPLACEMENTS, S-24-017, ST. JAMES AVENUE OVER CSX, S-24-070, TAPLEY STREET OVER I-291 AND CSX, S-24-071, ST. JAMES AVENUE OVER I-291	Not Applicable	No assumed impact/negligible impact on emissions	0	
612600	WESTFIELD- INTERSECTION IMPROVEMENTS AT SOUTHAMPTON ROAD (ROUTE 10/202), SERVISTAR INDUSTRIAL WAY AND BARNES AIRPORT DRIVE	Quantified	Quantified Decrease in Emissions from Traffic Operational Improvement	14,462	Intersection and Traffic Flow Improvements analysis based on Functional Design Report
612649	WEST SPRINGFIELD- AGAWAM- GUIDE AND TRAFFIC SIGN REPLACEMENT ON A SECTION OF US 5 AND ROUTE 57	Not Applicable	No assumed impact/negligible impact on emissions	0	
613314	HOLYOKE- WEST SPRINGFIELD- INTERSTATE PAVEMENT PRESERVATION AND RELATED WORK ON I-91	Qualitative	No assumed impact/negligible impact on emissions	0	
614256	HUNTINGTON- RESURFACING AND RELATED WORK ON ROUTE 112	Not Applicable	No assumed impact/negligible impact on emissions	0	
2027			Total GHG Increase (kg/year)	0	
			Total GHG Reduction (kg/year)	15,500	
			Total GHG Difference (kg/year)	15,500	

Table 29 Highway Greenhouse Gas Summary Tables FFY 2027-2031 (Continued)

MassDot Project ID	MassDOT Project Description	GHG Analysis Type	GHG Impact Description	GHG CO2 Impact (kg/yr)	Additional Information
Federal Fiscal Year 2028					
Pioneer Valley					
605340	SPRINGFIELD- BRIDGE REPLACEMENT, S-24-028, ST. JAMES AVENUE OVER CONRAIL RAILROAD (ABANDONED)	Qualitative	No assumed impact/negligible impact on emissions	0	
607675	WILLIAMSBURG- BRIDGE REPLACEMENT, W-36-011 & W-36-017, BRIDGE STREET OVER THE MILL RIVER AND SOUTH MAIN STREET OVER THE MILL RIVER	Not Applicable	No assumed impact/negligible impact on emissions	0	
608423	EASTHAMPTON- IMPROVEMENTS AND RELATED WORK ON ROUTE 10, FROM WEST STREET TO THE NORTHAMPTON TOWN LINE	Quantified	Quantified Decrease in Emissions from Complete Streets Project	1,534	
608466	GRANBY- RESURFACING AND RELATED WORK ON ROUTE 202, FROM AMHERST STREET TO SCHOOL STREET	Not Applicable	No assumed impact/negligible impact on emissions	0	
608785	SOUTH HADLEY- RECONSTRUCTION OF MAIN STREET, FROM THE CHICOPEE CITY LINE TO CANAL STREET (0.67 MILES)	Not Applicable	No assumed impact/negligible impact on emissions	0	
610779	HAMPDEN- BRIDGE REPLACEMENT, H-04-004, ROCKADUNDEE BRIDGE OVER SCANTIC RIVER	Not Applicable	No assumed impact/negligible impact on emissions	0	
612175	RUSSELL- BRIDGE REPLACEMENT, R-13-004, BLANDFORD STAGE ROAD OVER STAGE BROOK	Not Applicable	No assumed impact/negligible impact on emissions	0	
612176	HUNTINGTON- BRIDGE REPLACEMENT, H-27-008, ST 112 WORTHINGTON ROAD OVER WATER POND BROOK	Not Applicable	No assumed impact/negligible impact on emissions	0	
612257	LONGMEADOW- RESURFACING AND RELATED WORK ON LONGMEADOW STREET (ROUTE 5) (PHASE 1)	Quantified	Quantified Decrease in Emissions from Complete Streets Project	5,301	
612772	EASTHAMPTON- MOUNTAIN VIEW SCHOOL IMPROVEMENTS (SRTS)	Not Applicable	No assumed impact/negligible impact on emissions	0	
613139	MONSON- BRIDGE REPLACEMENT, M-27-026, STAFFORD HOLLOW ROAD OVER NECRR	Not Applicable	No assumed impact/negligible impact on emissions	0	
613397	SOUTHAMPTON- WILLIAM E. NORRIS ELEMENTARY SCHOOL IMPROVEMENTS (SRTS)	Not Applicable	No assumed impact/negligible impact on emissions	0	
616351	AGAWAM- PAVEMENT PRESERVATION ON ROUTE 5 (MM 4.2-7.9)	Not Applicable	No assumed impact/negligible impact on emissions	0	
2028			Total GHG Increase (kg/year)	0	
			Total GHG Reduction (kg/year)	6,835	
			Total GHG Difference (kg/year)	6,835	

Table 29 Highway Greenhouse Gas Summary Tables FFY 2027-2031 (Continued)

MassDot Project ID	MassDOT Project Description	GHG Analysis Type	GHG Impact Description	GHG CO2 Impact (kg/yr)	Additional Information
Federal Fiscal Year 2029					
Pioneer Valley					
612079	CHICOPEE- HUGH SCOTT STREIBER ELEMENTARY SCHOOL IMPROVEMENTS (SRTS)	Not Applicable	No assumed impact/negligible impact on emissions	0	
612265	EAST LONGMEADOW- RESURFACING AND RELATED WORK ON NORTH MAIN STREET (ROUTE 83)	Quantified	Quantified Decrease in Emissions from Complete Streets Project	2,381	
613135	CHICOPEE- SUPERSTRUCTURE REPLACEMENT OF C-13-003, ROUTE 116 OVER BMRR	Not Applicable	No assumed impact/negligible impact on emissions	0	
613302	BELCHERTOWN- BRIDGE REPLACEMENT, B-05-006 (OPE), BARDWELL STREET OVER JABISH BROOK	Not Applicable	No assumed impact/negligible impact on emissions	0	
613484	SOUTHAMPTON- GREENWAY RAIL TRAIL CONSTRUCTION, FROM COLEMAN ROAD TO ROUTE 10	Qualitative	No assumed impact/negligible impact on emissions	0	TBD
613515	SPRINGFIELD- SAMUEL BOWLES ELEMENTARY SCHOOL IMPROVEMENTS (SRTS)	Not Applicable	No assumed impact/negligible impact on emissions	0	
616329	WALES- BRIMFIELD- PAVEMENT PRESERVATION OF SR19 (MM 1.5-6.7)	Not Applicable	No assumed impact/negligible impact on emissions	0	
S12996	PVTA - Buy Replacement 35-ft Electric Buses (Carbon Reduction Program Funding)	Qualitative	No assumed impact/negligible impact on emissions	0	Replacing electric buses with new electric buses
2029			Total GHG Increase (kg/year)	0	
			Total GHG Reduction (kg/year)	2,381	
			Total GHG Difference (kg/year)	2,381	

Table 29 Highway Greenhouse Gas Summary Tables FFY 2027-2031 (Continued)

MassDot Project ID	MassDOT Project Description	GHG Analysis Type	GHG Impact Description	GHG CO2 Impact (kg/yr)	Additional Information
Federal Fiscal Year 2030					
Pioneer Valley					
609286	NORTHAMPTON- DOWNTOWN COMPLETE STREETS CORRIDOR AND INTERSECTION IMPROVEMENTS ON MAIN STREET (ROUTE 9)	Quantified	Quantified Decrease in Emissions from Complete Streets Project	7,433	
612258	EASTHAMPTON- DOWNTOWN COMPLETE STREETS IMPROVEMENTS ON MAIN AND NORTHAMPTON STREETS (ROUTE 10)	Quantified	Quantified Decrease in Emissions from Complete Streets Project	2,772	
612780	SOUTHAMPTON- REHABILITATION/RECONSTRUCTION & RELATED WORK ON EAST STREET, FROM COLLEGE HIGHWAY (ROUTE 10) TO WHISPERING MEADOW LANE	Quantified	Quantified Decrease in Emissions from Complete Streets Project	579	
613442	HOLYOKE- H.B. LAWRENCE ELEMENTARY SCHOOL IMPROVEMENTS (SRTS)	Not Applicable	No assumed impact/negligible impact on emissions	0	
613651	BLANDFORD- CULVERT REPLACEMENT, B-14-028, ROUTE 23 OVER POND BROOK	Not Applicable	No assumed impact/negligible impact on emissions	0	
616340	HOLYOKE- PAVEMENT PRESERVATION ON US5 (MM 16.04-20.20)	Not Applicable	No assumed impact/negligible impact on emissions	0	
2030			Total GHG Increase (kg/year)	0	
			Total GHG Reduction (kg/year)	10,784	
			Total GHG Difference (kg/year)	10,784	

Table 29 Highway Greenhouse Gas Summary Tables FFY 2027-2031 (Continued)

MassDot Project ID	MassDOT Project Description	GHG Analysis Type	GHG Impact Description	GHG CO2 Impact (kg/yr)	Additional Information
Federal Fiscal Year 2031					
Pioneer Valley					
608787	WILLIAMSBURG- CONSTRUCTION OF THE "MILL RIVER GREENWAY" SHARED USE PATH	Not Applicable	No assumed impact/negligible impact on emissions	0	
612160	MONSON- PALMER- BRIDGE REPLACEMENT, M-27-008=P-01-008, ROUTE 32 OVER QUABOAG RIVER	Not Applicable	No assumed impact/negligible impact on emissions	0	
612245	BELCHERTOWN- MASS CENTRAL RAIL TRAIL (MCRT, SECTION 1C)	Qualitative	No assumed impact/negligible impact on emissions	0	TBD
612494	SPRINGFIELD- WEST SPRINGFIELD- BRIDGE REPLACEMENT, S-24-003=W-21-002, (US-20) PARK AVENUE OVER CONNECTICUT RIVER	Qualitative	No assumed impact/negligible impact on emissions	0	
612984	MONSON- RESURFACING AND RELATED WORK ON MAIN STREET (ROUTE 32)	Qualitative	No assumed impact/negligible impact on emissions	0	
613119	LUDLOW- SPRINGFIELD- BRIDGE REPLACEMENT, L-16-008=S-24-002, ST 21 (LUDLOW AVENUE) OVER CHICOPEE RIVER	Not Applicable	No assumed impact/negligible impact on emissions	0	
613320	HOLYOKE- CORRIDOR IMPROVEMENTS ON HIGH AND MAPLE STREETS	Qualitative	Quantified Decrease in Emissions from Complete Streets Project	0	To be quantified
614045	WEST SPRINGFIELD- INTERSECTION IMPROVEMENTS AT ROUTE 20 AND SIBLEY AVENUE	Qualitative	Qualitative Decrease in Emissions	0	Qualitative decrease from safety improvements.
616368	BLANFORD- PAVEMENT PRESERVATION ON SR23 (MM 27.7-33.3)	Not Applicable	No assumed impact/negligible impact on emissions	0	
616373	PALMER- PAVEMENT PRESERVATION ON SR20 (MM 80.3-82.5)	Not Applicable	No assumed impact/negligible impact on emissions	0	
S12988	WEST SPRINGFIELD- RAILROAD CROSSING ELIMINATION ON FRONT STREET (CROSSING NO. DOT525901A)	Not Applicable	No assumed impact/negligible impact on emissions	0	
2031			Total GHG Increase (kg/year)	0	
			Total GHG Reduction (kg/year)	0	
			Total GHG Difference (kg/year)	0	
2027 - 2031			Total GHG Increase (kg/year)	0	
			Total GHG Reduction (kg/year)	35,500	
			Total GHG Difference (kg/year)	35,500	

Table 30 Transit Greenhouse Gas Summary Tables FFY 2027-2031

MassDot Project ID	MassDOT Project Description	GHG Analysis Type	GHG Impact Description	GHG CO2 Impact (kg/yr)	Additional Information
Federal Fiscal Year 2027					
Pioneer Valley Transit Authority					
PVTA011781	Pioneer Valley Transit Authority - •Replacement of Articulated 60' Transit Buses •Replacement of 60' buses with 60' buses •Replacement of 40' buses with 60' buses in 2028-29	Qualitative	No assumed impact/negligible impact on emissions	0	Replacement of Articulated 60' Transit Buses and the replacement of two 40' with 60' buses due to overcrowding at various routes in the northern portion of the service area providing transit service to UMass Amherst and the Five Colleges.
PVTA011786	Pioneer Valley Transit Authority - UMass Bus Maintenance Facility Upgrades - •Replacement of hydraulic lift •Replacement of RTU and controls •Upgrade building walkway and LED lights to parking areas •Upgrade facility electrical system to code •Renovate administration space •Upgrade facility restrooms and office space •Expand EV charging capabilities •Prepare a facilities assessment capital study •Upgrade fuel and storage bay doors •Replace roof at UMTS buildings •Replace windows at UMTS building	Not Applicable	No assumed impact/negligible impact on emissions	0	
PVTA011791	Pioneer Valley Transit Authority - Rehab/Renovate - Admin Building Operations Facility - Main St •Replace Rooftop HVAC and Systems Control •Replace interior sidewalk abutting building •Repaint interior walls •Replace ceiling tiles •Replace building gutters and downspouts	Not Applicable	No assumed impact/negligible impact on emissions	0	
PVTA012169	Pioneer Valley Transit Authority - Northampton Maintenance Facility Rehab and Renovation including state of good repairs activities such as expansion of EV charging capabilities, facility expansion NEPA alternative analysis, carport for Service Vehicles	Not Applicable	No assumed impact/negligible impact on emissions	0	
PVTA012170	Pioneer Valley Transit Authority - •Replacement of Shuttle Transit buses less than 30'	Not Applicable	No assumed impact/negligible impact on emissions	0	
RTD0009860	Pioneer Valley Transit Authority - •Environmental Compliance for all PVTA facilities	Not Applicable	No assumed impact/negligible impact on emissions	0	
RTD0010907	Pioneer Valley Transit Authority - •Purchase bus shelters including pedestrian access	Not Applicable	No assumed impact/negligible impact on emissions	0	

Table 30 Transit Greenhouse Gas Summary Tables FFY 2027-2031 (Continued)

MassDot Project ID	MassDOT Project Description	GHG Analysis Type	GHG Impact Description	GHG CO2 Impact (kg/yr)	Additional Information
RTD0010908	Pioneer Valley Transit Authority - •Signage and Lighting at bus stop locations	Not Applicable	No assumed impact/negligible impact on emissions	0	
RTD0010909	Pioneer Valley Transit Authority - •Bike access equipment	Qualitative	Qualitative Decrease in Emissions	0	Will make transit more appealing.
RTD0010910	Pioneer Valley Transit Authority - •Information Technology Systems	Not Applicable	No assumed impact/negligible impact on emissions	0	
RTD0010911	Pioneer Valley Transit Authority - •Rehab Northampton Maintenance Facility as per FTA's Section 5339 Award	Qualitative	No assumed impact/negligible impact on emissions	0	
RTD0010912	Pioneer Valley Transit Authority - UMass Bus Maintenance Facility - •Workforce Development •Upgrade Bus Bay Lateral Expansion	Qualitative	No assumed impact/negligible impact on emissions	0	
RTD0010914	Pioneer Valley Transit Authority - •Purchase Shop Equipment - All Garages	Qualitative	No assumed impact/negligible impact on emissions	0	
RTD0010928	Pioneer Valley Transit Authority - Rehab/Renovate - Main St. Maintenance Facility - •Renovate Main St Paratransit O&M Office	Not Applicable	No assumed impact/negligible impact on emissions	0	
RTD0010949	Pioneer Valley Transit Authority - •Acquire support vehicles	Not Applicable	No assumed impact/negligible impact on emissions	0	
RTD0010951	Pioneer Valley Transit Authority - Facilities Renovation - •CAPITAL State of Good Repair for all transit buildings including Admin and Maintenance	Not Applicable	No assumed impact/negligible impact on emissions	0	
RTD0010955	Pioneer Valley Transit Authority - •Short Range Transit Planning	Not Applicable	No assumed impact/negligible impact on emissions	0	
RTD0010959	Pioneer Valley Transit Authority - •Acquire supervisory vehicles	Not Applicable	No assumed impact/negligible impact on emissions	0	
RTD0011374	Pioneer Valley Transit Authority - •Buy replacement 40-ft Electric and Hybrid transit buses	Qualitative	Qualitative Decrease in Emissions	0	Replacing diesel buses with new hybrid and/or electric buses
RTD0011375	Pioneer Valley Transit Authority - •Buy replacement 35-ft buses with Electric and/or Hybrid bus	Qualitative	No assumed impact/negligible impact on emissions	0	Replacing diesel buses with new electric and/or hybrid buses
RTD0011399	Pioneer Valley Transit Authority - Rehab/Renovate - Maintenance Facility - Springfield O&M Facility at Cottage St. - •Electric Bus Chargers Expansion and Upgrades Phase I and Phase II	Not Applicable	No assumed impact/negligible impact on emissions	0	
2027			Total GHG Increase (kg/year)	0	
			Total GHG Reduction (kg/year)	0	
			Total GHG Difference (kg/year)	0	

Table 30 Transit Greenhouse Gas Summary Tables FFY 2027-2031 (Continued)

MassDot Project ID	MassDOT Project Description	GHG Analysis Type	GHG Impact Description	GHG CO2 Impact (kg/yr)	Additional Information
Federal Fiscal Year 2028					
Pioneer Valley Transit Authority					
PVTA011781	Pioneer Valley Transit Authority - •Replacement of Articulated 60' Transit Buses •Replacement of 60' buses with 60' buses •Replacement of 40' buses with 60' buses in 2028-29	Qualitative	No assumed impact/negligible impact on emissions	0	Replacement of Articulated 60' Transit Buses and the replacement of two 40' with 60' buses due to overcrowding at various routes in the northern portion of the service area providing transit service to UMass Amherst and the Five Colleges.
PVTA011786	Pioneer Valley Transit Authority - UMass Bus Maintenance Facility Upgrades - •Replacement of hydraulic lift •Replacement of RTU and controls •Upgrade building walkway and LED lights to parking areas •Upgrade facility electrical system to code •Renovate administration space •Upgrade facility restrooms and office space •Expand EV charging capabilities •Prepare a facilities assessment capital study •Upgrade fuel and storage bay doors •Replace roof at UMTS buildings •Replace windows at UMTS building	Not Applicable	No assumed impact/negligible impact on emissions	0	
PVTA011791	Pioneer Valley Transit Authority - Rehab/Renovate - Admin Building Operations Facility - Main St •Replace Rooftop HVAC and Systems Control •Replace interior sidewalk abutting building •Repaint interior walls •Replace ceiling tiles •Replace building gutters and downspouts	Not Applicable	No assumed impact/negligible impact on emissions	0	
PVTA011793	Pioneer Valley Transit Authority - Cottage St. Maintenance Facility - •Sealcoat Asphalt Parking lot •Purchase FTA 11.44.03 •Install bus simulator under FTA 11.42.20	Not Applicable	No assumed impact/negligible impact on emissions	0	
PVTA012169	Pioneer Valley Transit Authority - Northampton Maintenance Facility Rehab and Renovation including state of good repairs activities such as expansion of EV charging capabilities, facility expansion NEPA alternative analysis, carport for Service Vehicles	Not Applicable	No assumed impact/negligible impact on emissions	0	
RTD0009860	Pioneer Valley Transit Authority - •Environmental Compliance for all PVTA facilities	Not Applicable	No assumed impact/negligible impact on emissions	0	

Table 30 Transit Greenhouse Gas Summary Tables FFY 2027-2031 (Continued)

MassDot Project ID	MassDOT Project Description	GHG Analysis Type	GHG Impact Description	GHG CO2 Impact (kg/yr)	Additional Information
RTD0010907	Pioneer Valley Transit Authority - •Purchase bus shelters including pedestrian access	Not Applicable	No assumed impact/negligible impact on emissions	0	
RTD0010908	Pioneer Valley Transit Authority - •Signage and Lighting at bus stop locations	Not Applicable	No assumed impact/negligible impact on emissions	0	
RTD0010909	Pioneer Valley Transit Authority - •Bike access equipment	Qualitative	Qualitative Decrease in Emissions	0	Will make transit more appealing.
RTD0010910	Pioneer Valley Transit Authority - •Information Technology Systems	Not Applicable	No assumed impact/negligible impact on emissions	0	
RTD0010911	Pioneer Valley Transit Authority - •Rehab Northampton Maintenance Facility as per FTA's Section 5339 Award	Qualitative	No assumed impact/negligible impact on emissions	0	
RTD0010912	Pioneer Valley Transit Authority - UMass Bus Maintenance Facility - •Workforce Development •Upgrade Bus Bay Lateral Expansion	Qualitative	No assumed impact/negligible impact on emissions	0	
RTD0010914	Pioneer Valley Transit Authority - •Purchase Shop Equipment - All Garages	Qualitative	No assumed impact/negligible impact on emissions	0	
RTD0010928	Pioneer Valley Transit Authority - Rehab/Renovate - Main St. Maintenance Facility - •Renovate Main St Paratransit O&M Office	Not Applicable	No assumed impact/negligible impact on emissions	0	
RTD0010949	Pioneer Valley Transit Authority - •Acquire support vehicles	Not Applicable	No assumed impact/negligible impact on emissions	0	
RTD0010951	Pioneer Valley Transit Authority - Facilities Renovation - •CAPITAL State of Good Repair for all transit buildings including Admin and Maintenance	Not Applicable	No assumed impact/negligible impact on emissions	0	
RTD0010955	Pioneer Valley Transit Authority - •Short Range Transit Planning	Not Applicable	No assumed impact/negligible impact on emissions	0	
RTD0010959	Pioneer Valley Transit Authority - •Acquire supervisory vehicles	Not Applicable	No assumed impact/negligible impact on emissions	0	
RTD0011374	Pioneer Valley Transit Authority - •Buy replacement 40-ft Electric and Hybrid transit buses	Qualitative	Qualitative Decrease in Emissions	0	Replacing diesel buses with new hybrid and/or electric buses
RTD0011399	Pioneer Valley Transit Authority - Rehab/Renovate - Maintenance Facility - Springfield O&M Facility at Cottage St. - •Electric Bus Chargers Expansion and Upgrades Phase I and Phase II	Not Applicable	No assumed impact/negligible impact on emissions	0	
2028			Total GHG Increase (kg/year)	0	
			Total GHG Reduction (kg/year)	0	
			Total GHG Difference (kg/year)	0	

Table 30 Transit Greenhouse Gas Summary Tables FFY 2027-2031 (Continued)

MassDot Project ID	MassDOT Project Description	GHG Analysis Type	GHG Impact Description	GHG CO2 Impact (kg/yr)	Additional Information
Federal Fiscal Year 2029					
Pioneer Valley Transit Authority					
PVTA011781	Pioneer Valley Transit Authority - •Replacement of Articulated 60' Transit Buses •Replacement of 60' buses with 60' buses •Replacement of 40' buses with 60' buses in 2028-29	Qualitative	No assumed impact/negligible impact on emissions	0	Replacement of Articulated 60' Transit Buses and the replacement of two 40' with 60' buses due to overcrowding at various routes in the northern portion of the service area providing transit service to UMass Amherst and the Five Colleges.
PVTA011786	Pioneer Valley Transit Authority - UMass Bus Maintenance Facility Upgrades - •Replacement of hydraulic lift •Replacement of RTU and controls •Upgrade building walkway and LED lights to parking areas •Upgrade facility electrical system to code •Renovate administration space •Upgrade facility restrooms and office space •Expand EV charging capabilities •Prepare a facilities assessment capital study •Upgrade fuel and storage bay doors •Replace roof at UMTS buildings •Replace windows at UMTS building	Not Applicable	No assumed impact/negligible impact on emissions	0	
PVTA011794	Pioneer Valley Transit Authority - Rehab/Renovate - Cottage Street Facility - •Phase III and IV Alternative Fuel	Not Applicable	No assumed impact/negligible impact on emissions	0	
PVTA012169	Pioneer Valley Transit Authority - Northampton Maintenance Facility Rehab and Renovation including state of good repairs activities such as expansion of EV charging capabilities, facility expansion NEPA alternative analysis, carport for Service Vehicles	Not Applicable	No assumed impact/negligible impact on emissions	0	
RTD0009860	Pioneer Valley Transit Authority - •Environmental Compliance for all PVTA facilities	Not Applicable	No assumed impact/negligible impact on emissions	0	
RTD0010907	Pioneer Valley Transit Authority - •Purchase bus shelters including pedestrian access	Not Applicable	No assumed impact/negligible impact on emissions	0	
RTD0010908	Pioneer Valley Transit Authority - •Signage and Lighting at bus stop locations	Not Applicable	No assumed impact/negligible impact on emissions	0	
RTD0010909	Pioneer Valley Transit Authority - •Bike access equipment	Qualitative	Qualitative Decrease in Emissions	0	Will make transit more appealing.
RTD0010910	Pioneer Valley Transit Authority - •Information Technology Systems	Not Applicable	No assumed impact/negligible impact on emissions	0	

Table 30 Transit Greenhouse Gas Summary Tables FFY 2027-2031 (Continued)

MassDot Project ID	MassDOT Project Description	GHG Analysis Type	GHG Impact Description	GHG CO2 Impact (kg/yr)	Additional Information
RTD0010912	Pioneer Valley Transit Authority - UMass Bus Maintenance Facility - •Workforce Development •Upgrade Bus Bay Lateral Expansion	Qualitative	No assumed impact/negligible impact on emissions	0	
RTD0010914	Pioneer Valley Transit Authority - •Purchase Shop Equipment - All Garages	Qualitative	No assumed impact/negligible impact on emissions	0	
RTD0010928	Pioneer Valley Transit Authority - Rehab/Renovate - Main St. Maintenance Facility - •Renovate Main St Paratransit O&M Office	Not Applicable	No assumed impact/negligible impact on emissions	0	
RTD0010949	Pioneer Valley Transit Authority - •Acquire support vehicles	Not Applicable	No assumed impact/negligible impact on emissions	0	
RTD0010951	Pioneer Valley Transit Authority - Facilities Renovation - •CAPITAL State of Good Repair for all transit buildings including Admin and Maintenance	Not Applicable	No assumed impact/negligible impact on emissions	0	
RTD0010955	Pioneer Valley Transit Authority - •Short Range Transit Planning	Not Applicable	No assumed impact/negligible impact on emissions	0	
RTD0010959	Pioneer Valley Transit Authority - •Acquire supervisory vehicles	Not Applicable	No assumed impact/negligible impact on emissions	0	
RTD0011374	Pioneer Valley Transit Authority - •Buy replacement 40-ft Electric and Hybrid transit buses	Qualitative	Qualitative Decrease in Emissions	0	Replacing diesel buses with new hybrid and/or electric buses
RTD0011375	Pioneer Valley Transit Authority - •Buy replacement 35-ft buses with Electric and/or Hybrid bus	Qualitative	No assumed impact/negligible impact on emissions	0	Replacing diesel buses with new electric and/or hybrid buses
RTD0011399	Pioneer Valley Transit Authority - Rehab/Renovate - Maintenance Facility - Springfield O&M Facility at Cottage St. - •Electric Bus Chargers Expansion and Upgrades Phase I and Phase II	Not Applicable	No assumed impact/negligible impact on emissions	0	
2029			Total GHG Increase (kg/year)	0	
			Total GHG Reduction (kg/year)	0	
			Total GHG Difference (kg/year)	0	

Table 30 Transit Greenhouse Gas Summary Tables FFY 2027-2031 (Continued)

MassDot Project ID	MassDOT Project Description	GHG Analysis Type	GHG Impact Description	GHG CO2 Impact (kg/yr)	Additional Information
Federal Fiscal Year 2030					
Pioneer Valley Transit Authority					
PVTA011786	Pioneer Valley Transit Authority - UMass Bus Maintenance Facility Upgrades - <ul style="list-style-type: none"> •Replacement of hydraulic lift •Replacement of RTU and controls •Upgrade building walkway and LED lights to parking areas •Upgrade facility electrical system to code •Renovate administration space •Upgrade facility restrooms and office space •Expand EV charging capabilities •Prepare a facilities assessment capital study •Upgrade fuel and storage bay doors •Replace roof at UMTS buildings •Replace windows at UMTS building 	Not Applicable	No assumed impact/negligible impact on emissions	0	
RTD0009860	Pioneer Valley Transit Authority - <ul style="list-style-type: none"> •Environmental Compliance for all PVTA facilities 	Not Applicable	No assumed impact/negligible impact on emissions	0	
RTD0010907	Pioneer Valley Transit Authority - <ul style="list-style-type: none"> •Purchase bus shelters including pedestrian access 	Not Applicable	No assumed impact/negligible impact on emissions	0	
RTD0010908	Pioneer Valley Transit Authority - <ul style="list-style-type: none"> •Signage and Lighting at bus stop locations 	Not Applicable	No assumed impact/negligible impact on emissions	0	
RTD0010909	Pioneer Valley Transit Authority - <ul style="list-style-type: none"> •Bike access equipment 	Qualitative	Qualitative Decrease in Emissions	0	Will make transit more appealing.
RTD0010910	Pioneer Valley Transit Authority - <ul style="list-style-type: none"> •Information Technology Systems 	Not Applicable	No assumed impact/negligible impact on emissions	0	
RTD0010914	Pioneer Valley Transit Authority - <ul style="list-style-type: none"> •Purchase Shop Equipment - All Garages 	Qualitative	No assumed impact/negligible impact on emissions	0	
RTD0010928	Pioneer Valley Transit Authority - <ul style="list-style-type: none"> Rehab/Renovate - Main St. Maintenance Facility - •Renovate Main St Paratransit O&M Office 	Not Applicable	No assumed impact/negligible impact on emissions	0	
RTD0010949	Pioneer Valley Transit Authority - <ul style="list-style-type: none"> •Acquire support vehicles 	Not Applicable	No assumed impact/negligible impact on emissions	0	
RTD0010951	Pioneer Valley Transit Authority - <ul style="list-style-type: none"> Facilities Renovation - •CAPITAL State of Good Repair for all transit buildings including Admin and Maintenance 	Not Applicable	No assumed impact/negligible impact on emissions	0	
RTD0010955	Pioneer Valley Transit Authority - <ul style="list-style-type: none"> •Short Range Transit Planning 	Not Applicable	No assumed impact/negligible impact on emissions	0	
RTD0010959	Pioneer Valley Transit Authority - <ul style="list-style-type: none"> •Acquire supervisory vehicles 	Not Applicable	No assumed impact/negligible impact on emissions	0	

Table 30 Transit Greenhouse Gas Summary Tables FFY 2027-2031 (Continued)

MassDot Project ID	MassDOT Project Description	GHG Analysis Type	GHG Impact Description	GHG CO2 Impact (kg/yr)	Additional Information
RTD0011374	Pioneer Valley Transit Authority - •Buy replacement 40-ft Electric and Hybrid transit buses	Qualitative	Qualitative Decrease in Emissions	0	Replacing diesel buses with new hybrid and/or electric buses
RTD0011375	Pioneer Valley Transit Authority - •Buy replacement 35-ft buses with Electric and/or Hybrid bus	Qualitative	No assumed impact/negligible impact on emissions	0	Replacing diesel buses with new electric and/or hybrid buses
RTD0011399	Pioneer Valley Transit Authority - Rehab/Renovate - Maintenance Facility - Springfield O&M Facility at Cottage St. - •Electric Bus Chargers Expansion and Upgrades Phase I and Phase II	Not Applicable	No assumed impact/negligible impact on emissions	0	
2030	Total GHG Increase (kg/year)			0	
	Total GHG Reduction (kg/year)			0	
	Total GHG Difference (kg/year)			0	

Table 30 Transit Greenhouse Gas Summary Tables FFY 2027-2031 (Continued)

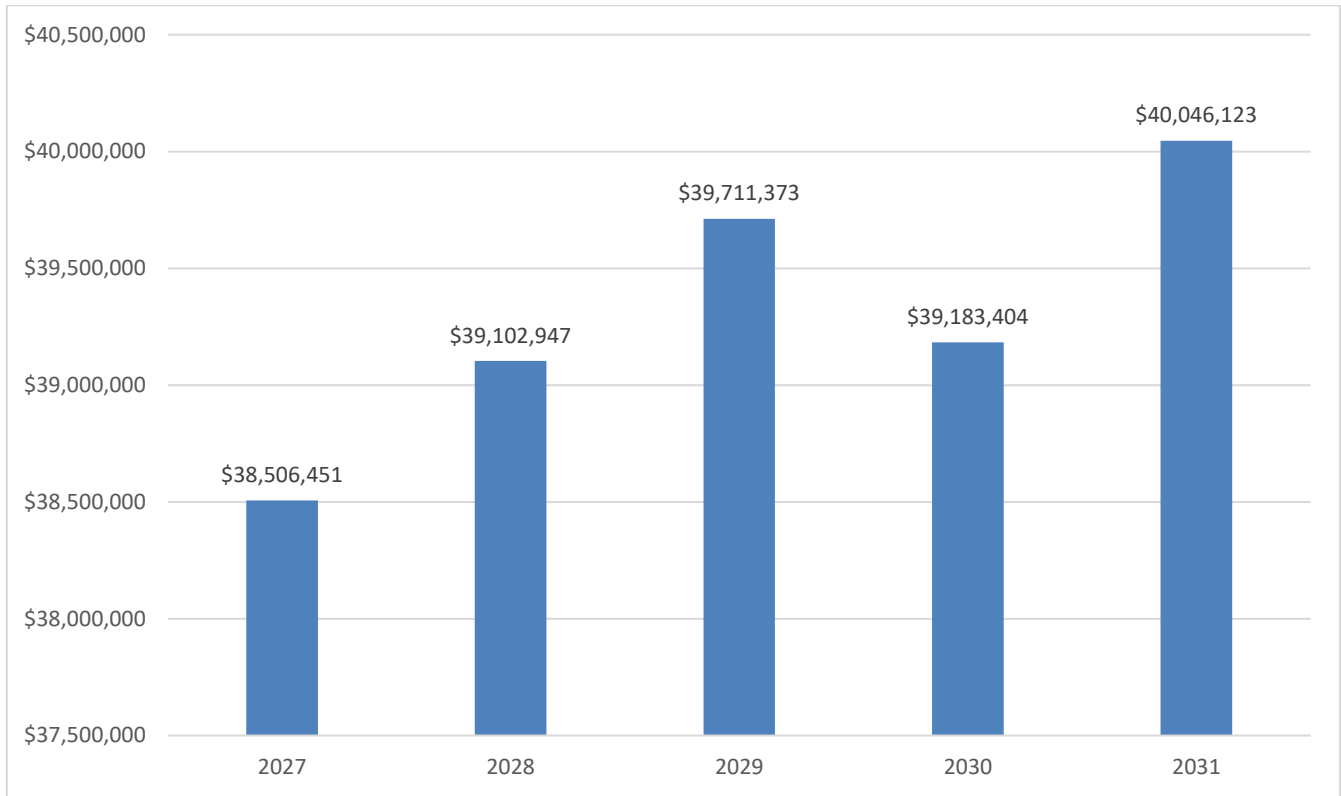
MassDot Project ID	MassDOT Project Description	GHG Analysis Type	GHG Impact Description	GHG CO2 Impact (kg/yr)	Additional Information
Federal Fiscal Year 2031					
Pioneer Valley Transit Authority					
PVTA011786	Pioneer Valley Transit Authority - UMass Bus Maintenance Facility Upgrades - •Replacement of hydraulic lift •Replacement of RTU and controls •Upgrade building walkway and LED lights to parking areas •Upgrade facility electrical system to code •Renovate administration space •Upgrade facility restrooms and office space •Expand EV charging capabilities •Prepare a facilities assessment capital study •Upgrade fuel and storage bay doors •Replace roof at UMTS buildings •Replace windows at UMTS building	Not Applicable	No assumed impact/negligible impact on emissions	0	
PVTA012170	Pioneer Valley Transit Authority - •Replacement of Shuttle Transit buses less than 30'	Not Applicable	No assumed impact/negligible impact on emissions	0	
RTD0009860	Pioneer Valley Transit Authority - •Environmental Compliance for all PVTA facilities	Not Applicable	No assumed impact/negligible impact on emissions	0	
RTD0010907	Pioneer Valley Transit Authority - •Purchase bus shelters including pedestrian access	Not Applicable	No assumed impact/negligible impact on emissions	0	
RTD0010908	Pioneer Valley Transit Authority - •Signage and Lighting at bus stop locations	Not Applicable	No assumed impact/negligible impact on emissions	0	
RTD0010909	Pioneer Valley Transit Authority - •Bike access equipment	Qualitative	Qualitative Decrease in Emissions	0	Will make transit more appealing.
RTD0010910	Pioneer Valley Transit Authority - •Information Technology Systems	Not Applicable	No assumed impact/negligible impact on emissions	0	
RTD0010914	Pioneer Valley Transit Authority - •Purchase Shop Equipment - All Garages	Qualitative	No assumed impact/negligible impact on emissions	0	
RTD0010915	Pioneer Valley Transit Authority - •ADA Operating Assistance	Qualitative	No assumed impact/negligible impact on emissions	0	
RTD0010933	Pioneer Valley Transit Authority - •Preventative Maintenance	Not Applicable	No assumed impact/negligible impact on emissions	0	
RTD0010949	Pioneer Valley Transit Authority - •Acquire support vehicles	Not Applicable	No assumed impact/negligible impact on emissions	0	
RTD0010951	Pioneer Valley Transit Authority - Facilities Renovation - •CAPITAL State of Good Repair for all transit buildings including Admin and Maintenance	Not Applicable	No assumed impact/negligible impact on emissions	0	
RTD0010955	Pioneer Valley Transit Authority - •Short Range Transit Planning	Not Applicable	No assumed impact/negligible impact on emissions	0	

Table 30 Transit Greenhouse Gas Summary Tables FFY 2027-2031 (Continued)

MassDot Project ID	MassDOT Project Description	GHG Analysis Type	GHG Impact Description	GHG CO2 Impact (kg/yr)	Additional Information
RTD0010959	Pioneer Valley Transit Authority - •Acquire supervisory vehicles	Not Applicable	No assumed impact/negligible impact on emissions	0	
RTD0011374	Pioneer Valley Transit Authority - •Buy replacement 40-ft Electric and Hybrid transit buses	Qualitative	Qualitative Decrease in Emissions	0	Replacing diesel buses with new hybrid and/or electric buses
RTD0011375	Pioneer Valley Transit Authority - •Buy replacement 35-ft buses with Electric and/or Hybrid bus	Qualitative	No assumed impact/negligible impact on emissions	0	Replacing diesel buses with new electric and/or hybrid buses
RTD0011399	Pioneer Valley Transit Authority - Rehab/Renovate - Maintenance Facility - Springfield O&M Facility at Cottage St. - •Electric Bus Chargers Expansion and Upgrades Phase I and Phase II	Not Applicable	No assumed impact/negligible impact on emissions	0	
2031			Total GHG Increase (kg/year)	0	
			Total GHG Reduction (kg/year)	0	
			Total GHG Difference (kg/year)	0	
2027 - 2031			Total GHG Increase (kg/year)	0	
			Total GHG Reduction (kg/year)	0	
			Total GHG Difference (kg/year)	0	

APPENDICES

Appendix A MassDOT Targets



		Federal Aid Funds	Matching Funds	FFY 2027 (Proposed) (Fed Aid + Match)
Balance Obligation Authority		\$788,144,450		
Planned Redistribution Request		\$50,000,000		
Total Non-earmarked Funding Available		\$838,144,450	\$203,126,791	\$1,132,701,704
Planning/Adjustments/Pass-throughs		\$72,553,953	\$17,490,030	\$90,043,983
GANS Repayment		\$0	\$0	\$0
Award Adjustments, Change Orders, etc.		\$22,225,500	\$5,556,375	\$27,781,875
Metropolitan Planning		\$11,783,367	\$2,945,842	\$14,729,209
State Planning & Research		\$14,942,487	\$3,735,622	\$18,678,109
Recreational Trails		\$1,174,862	\$293,716	\$1,468,578
SRTS Education		\$1,951,346	\$487,837	\$2,439,183
Transit Grant Program		\$0	\$0	\$0
Flex to FTA		\$0	\$0	\$0
Railroad Crossings		\$2,593,832	\$0	\$2,593,832
Carbon Reduction		\$17,882,558	\$4,470,640	\$22,353,198
Regional Priorities				
Regional Share (%)	MPO	\$284,969,113	\$71,242,278	\$356,211,391
3.5596	Berkshire Region	\$10,143,761	\$2,535,940	\$12,679,701
42.9671	Boston Region	\$122,442,964	\$30,610,741	\$153,053,705
4.5851	Cape Cod	\$13,066,119	\$3,266,530	\$16,332,648
8.6901	Central Mass	\$24,764,101	\$6,191,025	\$30,955,126
2.5397	Franklin Region	\$7,237,361	\$1,809,340	\$9,046,701
0.3100	Martha's Vineyard	\$883,404	\$220,851	\$1,104,255
4.4296	Merrimack Valley	\$12,622,992	\$3,155,748	\$15,778,740
4.4596	Montachusett	\$12,708,483	\$3,177,121	\$15,885,603
0.2200	Nantucket	\$626,932	\$156,733	\$783,665
3.9096	Northern Middlesex	\$11,141,152	\$2,785,288	\$13,926,441
4.5595	Old Colony	\$12,993,167	\$3,248,292	\$16,241,458
10.8100	Pioneer Valley	\$30,805,161	\$7,701,290	\$38,506,451
8.9601	Southeastern Mass	\$25,533,517	\$6,383,379	\$31,916,897

Highway		\$480,621,384	\$114,394,483	\$595,015,867
<u>Reliability</u>	-	\$326,964,584	\$78,154,739	\$405,119,323
	Interstate Pavement	\$40,000,000	\$10,000,000	\$50,000,000
	Non-Interstate Pavement	\$55,000,000	\$13,750,000	\$68,750,000
	Safety Improvements	\$25,822,108	\$2,869,120	\$28,691,229
	Highway Resiliency Improvement Program	\$20,344,989	\$5,086,247	\$25,431,236
	Bridge	\$185,797,487	\$46,449,372	\$232,246,859
	Bridge Inspections	\$8,838,012	\$2,209,503	\$11,047,515
	Bridge Systematic Maintenance	\$16,000,000	\$4,000,000	\$20,000,000
	Bridge On-system NHS	\$94,856,125	\$23,714,031	\$118,570,156
	Bridge On-system Non-NHS	\$31,955,145	\$7,988,786	\$39,943,931
	Bridge Off-system	\$34,148,205	\$8,537,051	\$42,685,256
<u>Modernization</u>		\$120,011,108	\$27,828,321	\$147,839,429
	ADA Retrofits	\$2,000,000	\$500,000	\$2,500,000
	Intersection Improvements	\$22,500,000	\$2,500,000	\$25,000,000
	Intelligent Transportation Systems	\$8,000,000	\$2,000,000	\$10,000,000
	Roadway Reconstruction	\$55,000,000	\$14,700,544	\$73,502,719
	Safe Routes to School	\$12,000,000	\$3,000,000	\$15,000,000
	Freight	\$20,511,108	\$5,127,777	\$25,638,885
<u>Expansion</u>	-	\$33,645,692	\$8,411,423	\$42,057,115
	Bicycle and Pedestrian Capacity	\$33,645,692	\$8,411,423	\$42,057,115
		\$0	\$0	\$0
Grand Total Formula Funds		\$838,144,449	\$203,126,791	\$1,041,271,241
Difference from Funds Available		\$0		
Highway (Non-Core)		\$289,583,912	\$63,263,679	\$352,847,591
<u>Reliability</u>	-	\$287,652,096	\$62,780,725	\$350,432,821
	Bridge	\$287,652,096	\$62,780,725	\$350,432,821
	Bridge Systematic Maintenance NB	\$0	\$0	\$0
	Bridge On-System NHS NB	\$251,122,901	\$62,780,725	\$313,903,626
	Bridge On-system Non-NHS NB	\$0	\$0	\$0
	Bridge Off-system Local NB	\$36,529,195	\$0	\$36,529,195
	Bridge Off-System State NB	\$0	\$0	\$0
<u>Modernization</u>	-	\$1,931,816	\$482,954	\$2,414,770
	Electric Vehicle Infrastructure	\$0	\$0	\$0
	Ferry Boat Program	\$1,931,816	\$482,954	\$2,414,770
Grand Total + Non-Formula Programs		\$1,127,728,361	\$266,390,470	\$1,394,118,832

*Please note that Statewide Highway Program sizes are draft estimates and subject to change.

		Federal Aid Funds	Matching Funds	FFY 2027 (Proposed) (Fed Aid + Match)	
Balance Obligation Authority		\$801,127,976			
Planned Redistribution Request		\$50,000,000			
Total Non-earmarked Funding Available		\$851,127,976	\$205,050,945	\$1,132,701,704	
Planning/Adjustments/Pass-throughs		\$73,446,121	\$17,713,072	\$91,159,193	
GANS Repayment		\$0	\$0	\$0	
Award Adjustments, Change Orders, etc.		\$22,225,500	\$5,556,375	\$27,781,875	
Metropolitan Planning		\$12,019,035	\$3,004,759	\$15,023,793	
State Planning & Research		\$15,241,337	\$3,810,334	\$19,051,671	
Recreational Trails		\$1,174,862	\$293,716	\$1,468,578	
SRTS Education		\$1,951,346	\$487,837	\$2,439,183	
Transit Grant Program		\$0	\$0	\$0	
Flex to FTA		\$0	\$0	\$0	
Railroad Crossings		\$2,593,832	\$0	\$2,593,832	
Carbon Reduction		\$18,240,209	\$4,560,052	\$22,800,262	
Regional Priorities					
Regional Share (%)		MPO	\$289,383,512	\$72,345,878	\$361,729,390
3.5596	Berkshire Region	\$10,300,895	\$2,575,224	\$12,876,119	
42.9671	Boston Region	\$124,339,703	\$31,084,926	\$155,424,629	
4.5851	Cape Cod	\$13,268,523	\$3,317,131	\$16,585,654	
8.6901	Central Mass	\$25,147,717	\$6,286,929	\$31,434,646	
2.5397	Franklin Region	\$7,349,473	\$1,837,368	\$9,186,841	
0.3100	Martha's Vineyard	\$897,089	\$224,272	\$1,121,361	
4.4296	Merrimack Valley	\$12,818,532	\$3,204,633	\$16,023,165	
4.4596	Montachusett	\$12,905,347	\$3,226,337	\$16,131,684	
0.2200	Nantucket	\$636,644	\$159,161	\$795,805	
3.9096	Northern Middlesex	\$11,313,738	\$2,828,434	\$14,142,172	
4.5595	Old Colony	\$13,194,441	\$3,298,610	\$16,493,052	
10.8100	Pioneer Valley	\$31,282,358	\$7,820,589	\$39,102,947	
8.9601	Southeastern Mass	\$25,929,052	\$6,482,263	\$32,411,315	
Highway		\$488,298,343	\$114,991,995	\$603,290,338	

<u>Reliability</u>	-	\$328,558,407	\$78,481,467	\$407,039,874
	Interstate Pavement	\$40,000,000	\$10,000,000	\$50,000,000
	Non-Interstate Pavement	\$55,000,000	\$13,750,000	\$68,750,000
	Safety Improvements	\$26,338,550	\$2,926,503	\$29,265,053
	Highway Resiliency Improvement Program	\$20,751,888	\$5,187,972	\$25,939,861
	Bridge	\$186,467,969	\$46,616,992	\$233,084,961
	Bridge Inspections	\$8,838,012	\$2,209,503	\$11,047,515
	Bridge Systematic Maintenance	\$16,000,000	\$4,000,000	\$20,000,000
	Bridge On-system NHS	\$94,856,125	\$23,714,031	\$118,570,156
	Bridge On-system Non-NHS	\$32,625,627	\$8,156,407	\$40,782,033
	Bridge Off-system	\$34,148,205	\$8,537,051	\$42,685,256
<u>Modernization</u>		\$125,421,330	\$27,930,876	\$153,352,207
	ADA Retrofits	\$2,000,000	\$500,000	\$2,500,000
	Intersection Improvements	\$22,500,000	\$2,500,000	\$25,000,000
	Intelligent Transportation Systems	\$8,000,000	\$2,000,000	\$10,000,000
	Roadway Reconstruction	\$60,000,000	\$14,700,544	\$73,502,719
	Safe Routes to School	\$12,000,000	\$3,000,000	\$15,000,000
	Freight	\$20,921,330	\$5,230,333	\$26,151,663
<u>Expansion</u>	-	\$34,318,606	\$8,579,651	\$42,898,257
	Bicycle and Pedestrian	\$34,318,606	\$8,579,651	\$42,898,257
	Capacity	\$0	\$0	\$0
Grand Total Formula Funds		\$851,127,976	\$205,050,945	\$1,056,178,921
Difference from Funds Available		\$0		
Highway (Non-Core)		\$289,622,548	\$63,273,338	\$352,895,886
<u>Reliability</u>	-	\$287,652,096	\$62,780,725	\$350,432,821
	Bridge	\$287,652,096	\$62,780,725	\$350,432,821
	Bridge Systematic Maintenance NB	\$0	\$0	\$0
	Bridge On-System NHS NB	\$251,122,901	\$62,780,725	\$313,903,626
	Bridge On-system Non-NHS NB	\$0	\$0	\$0
	Bridge Off-system Local NB	\$36,529,195	\$0	\$36,529,195
	Bridge Off-System State NB	\$0	\$0	\$0
<u>Modernization</u>	-	\$1,970,452	\$492,613	\$2,463,065
	Electric Vehicle Infrastructure	\$0	\$0	\$0
	Ferry Boat Program	\$1,970,452	\$492,613	\$2,463,065
Grand Total + Non-Formula Programs		\$1,140,750,524	\$268,324,283	\$1,409,074,807

*Please note that Statewide Highway Program sizes are draft estimates and subject to change.

		Federal Aid Funds	Matching Funds	FFY 2027 (Proposed) (Fed Aid + Match)	
Balance Obligation Authority		\$814,371,173			
Planned Redistribution Request		\$50,000,000			
Total Non-earmarked Funding Available		\$864,371,173	\$207,038,581	\$1,132,701,704	
Planning/Adjustments/Pass-throughs		\$74,356,132	\$17,940,575	\$92,296,708	
GANS Repayment		\$0	\$0	\$0	
Award Adjustments, Change Orders, etc.		\$22,225,500	\$5,556,375	\$27,781,875	
Metropolitan Planning		\$12,259,415	\$3,064,854	\$15,324,269	
State Planning & Research		\$15,546,164	\$3,886,541	\$19,432,704	
Recreational Trails		\$1,174,862	\$293,716	\$1,468,578	
SRTS Education		\$1,951,346	\$487,837	\$2,439,183	
Transit Grant Program		\$0	\$0	\$0	
Flex to FTA		\$0	\$0	\$0	
Railroad Crossings		\$2,593,832	\$0	\$2,593,832	
Carbon Reduction		\$18,605,014	\$4,651,253	\$23,256,267	
Regional Priorities					
Regional Share (%)		MPO	\$293,886,199	\$73,471,550	\$367,357,749
3.5596	Berkshire Region	\$10,461,173	\$2,615,293	\$13,076,466	
42.9671	Boston Region	\$126,274,377	\$31,568,594	\$157,842,971	
4.5851	Cape Cod	\$13,474,976	\$3,368,744	\$16,843,720	
8.6901	Central Mass	\$25,539,005	\$6,384,751	\$31,923,756	
2.5397	Franklin Region	\$7,463,828	\$1,865,957	\$9,329,785	
0.3100	Martha's Vineyard	\$911,047	\$227,762	\$1,138,809	
4.4296	Merrimack Valley	\$13,017,983	\$3,254,496	\$16,272,479	
4.4596	Montachusett	\$13,106,149	\$3,276,537	\$16,382,686	
0.2200	Nantucket	\$646,550	\$161,637	\$808,187	
3.9096	Northern Middlesex	\$11,489,775	\$2,872,444	\$14,362,219	
4.5595	Old Colony	\$13,399,741	\$3,349,935	\$16,749,677	
10.8100	Pioneer Valley	\$31,769,098	\$7,942,275	\$39,711,373	
8.9601	Southeastern Mass	\$26,332,497	\$6,583,124	\$32,915,622	
Highway		\$496,128,842	\$115,626,457	\$611,755,299	

<u>Reliability</u>	-	\$330,284,107	\$78,839,729	\$409,123,836
	Interstate Pavement	\$40,000,000	\$10,000,000	\$50,000,000
	Non-Interstate Pavement	\$55,000,000	\$13,750,000	\$68,750,000
	Safety Improvements	\$26,865,321	\$2,985,033	\$29,850,354
	Highway Resiliency Improvement Program	\$21,166,926	\$5,291,732	\$26,458,658
	Bridge	\$187,251,860	\$46,812,965	\$234,064,824
	Bridge Inspections	\$8,838,012	\$2,209,503	\$11,047,515
	Bridge Systematic Maintenance	\$16,000,000	\$4,000,000	\$20,000,000
	Bridge On-system NHS	\$94,856,125	\$23,714,031	\$118,570,156
	Bridge On-system Non-NHS	\$33,409,518	\$8,352,379	\$41,761,897
	Bridge Off-system	\$34,148,205	\$8,537,051	\$42,685,256
<u>Modernization</u>		\$130,839,757	\$28,035,483	\$158,875,240
	ADA Retrofits	\$2,000,000	\$500,000	\$2,500,000
	Intersection Improvements	\$22,500,000	\$2,500,000	\$25,000,000
	Intelligent Transportation Systems	\$8,000,000	\$2,000,000	\$10,000,000
	Roadway Reconstruction	\$65,000,000	\$14,700,544	\$73,502,719
	Safe Routes to School	\$12,000,000	\$3,000,000	\$15,000,000
	Freight	\$21,339,757	\$5,334,939	\$26,674,696
<u>Expansion</u>	-	\$35,004,978	\$8,751,244	\$43,756,222
	Bicycle and Pedestrian	\$35,004,978	\$8,751,244	\$43,756,222
	Capacity	\$0	\$0	\$0
Grand Total Formula Funds		\$864,371,173	\$207,038,581	\$1,071,409,755
Difference from Funds Available		\$0		
Highway (Non-Core)		\$289,661,957	\$63,283,191	\$352,945,148
<u>Reliability</u>	-	\$287,652,096	\$62,780,725	\$350,432,821
	Bridge	\$287,652,096	\$62,780,725	\$350,432,821
	Bridge Systematic Maintenance NB	\$0	\$0	\$0
	Bridge On-System NHS NB	\$251,122,901	\$62,780,725	\$313,903,626
	Bridge On-system Non-NHS NB	\$0	\$0	\$0
	Bridge Off-system Local NB	\$36,529,195	\$0	\$36,529,195
	Bridge Off-System State NB	\$0	\$0	\$0
<u>Modernization</u>	-	\$2,009,861	\$502,465	\$2,512,326
	Electric Vehicle Infrastructure	\$0	\$0	\$0
	Ferry Boat Program	\$2,009,861	\$502,465	\$2,512,326
Grand Total + Non-Formula Programs		\$1,154,033,130	\$270,321,772	\$1,424,354,902

*Please note that Statewide Highway Program sizes are draft estimates and subject to change.

		Federal Aid Funds	Matching Funds	FFY 2027 (Proposed) (Fed Aid + Match)	
Balance Obligation Authority		\$827,879,234			
Planned Redistribution Request		\$50,000,000			
Total Non-earmarked Funding Available		\$877,879,234	\$204,090,971	\$1,132,701,704	
Planning/Adjustments/Pass-throughs		\$100,284,344	\$18,172,628	\$118,456,972	
GANS Repayment		\$25,000,000	\$0	\$25,000,000	
Award Adjustments, Change Orders, etc.		\$22,225,500	\$5,556,375	\$27,781,875	
Metropolitan Planning		\$12,504,604	\$3,126,151	\$15,630,754	
State Planning & Research		\$15,857,087	\$3,964,272	\$19,821,358	
Recreational Trails		\$1,174,862	\$293,716	\$1,468,578	
SRTS Education		\$1,951,346	\$487,837	\$2,439,183	
Transit Grant Program		\$0	\$0	\$0	
Flex to FTA		\$0	\$0	\$0	
Railroad Crossings		\$2,593,832	\$0	\$2,593,832	
Carbon Reduction		\$18,977,114	\$4,744,278	\$23,721,392	
Regional Priorities					
Regional Share (%)		MPO	\$289,978,940	\$72,494,735	\$362,473,675
3.5596	Berkshire Region	\$10,322,090	\$2,580,523	\$12,902,613	
42.9671	Boston Region	\$124,595,541	\$31,148,885	\$155,744,426	
4.5851	Cape Cod	\$13,295,824	\$3,323,956	\$16,619,780	
8.6901	Central Mass	\$25,199,460	\$6,299,865	\$31,499,325	
2.5397	Franklin Region	\$7,364,595	\$1,841,149	\$9,205,744	
0.3100	Martha's Vineyard	\$898,935	\$224,734	\$1,123,668	
4.4296	Merrimack Valley	\$12,844,907	\$3,211,227	\$16,056,134	
4.4596	Montachusett	\$12,931,901	\$3,232,975	\$16,164,876	
0.2200	Nantucket	\$637,954	\$159,488	\$797,442	
3.9096	Northern Middlesex	\$11,337,017	\$2,834,254	\$14,171,271	
4.5595	Old Colony	\$13,221,590	\$3,305,397	\$16,526,987	
10.8100	Pioneer Valley	\$31,346,723	\$7,836,681	\$39,183,404	
8.9601	Southeastern Mass	\$25,982,403	\$6,495,601	\$32,478,004	
Highway		\$487,615,950	\$113,423,608	\$601,039,558	

<u>Reliability</u>	-	\$320,644,321	\$76,355,157	\$396,999,477
	Interstate Pavement	\$40,000,000	\$10,000,000	\$50,000,000
	Non-Interstate Pavement	\$55,000,000	\$13,750,000	\$68,750,000
	Safety Improvements	\$27,402,628	\$3,044,733	\$30,447,361
	Highway Resiliency Improvement Program	\$21,590,265	\$5,397,566	\$26,987,831
	Bridge	\$176,651,428	\$44,162,857	\$220,814,285
	Bridge Inspections	\$8,838,012	\$2,209,503	\$11,047,515
	Bridge Systematic Maintenance	\$16,000,000	\$4,000,000	\$20,000,000
	Bridge On-system NHS	\$94,856,125	\$23,714,031	\$118,570,156
	Bridge On-system Non-NHS	\$22,809,086	\$5,702,272	\$28,511,358
	Bridge Off-system	\$34,148,205	\$8,537,051	\$42,685,256
<u>Modernization</u>		\$131,266,552	\$28,142,182	\$159,408,734
	ADA Retrofits	\$2,000,000	\$500,000	\$2,500,000
	Intersection Improvements	\$22,500,000	\$2,500,000	\$25,000,000
	Intelligent Transportation Systems	\$8,000,000	\$2,000,000	\$10,000,000
	Roadway Reconstruction	\$65,000,000	\$14,700,544	\$73,502,719
	Safe Routes to School	\$12,000,000	\$3,000,000	\$15,000,000
	Freight	\$21,766,552	\$5,441,638	\$27,208,190
<u>Expansion</u>	-	\$35,705,077	\$8,926,269	\$44,631,347
	Bicycle and Pedestrian	\$35,705,077	\$8,926,269	\$44,631,347
	Capacity	\$0	\$0	\$0
Grand Total Formula Funds		\$877,879,234	\$204,090,971	\$1,081,970,205
Difference from Funds Available		\$0		
Highway (Non-Core)		\$289,702,154	\$63,293,240	\$352,995,394
<u>Reliability</u>	-	\$287,652,096	\$62,780,725	\$350,432,821
	Bridge	\$287,652,096	\$62,780,725	\$350,432,821
	Bridge Systematic Maintenance NB	\$0	\$0	\$0
	Bridge On-System NHS NB	\$251,122,901	\$62,780,725	\$313,903,626
	Bridge On-system Non-NHS NB	\$0	\$0	\$0
	Bridge Off-system Local NB	\$36,529,195	\$0	\$36,529,195
	Bridge Off-System State NB	\$0	\$0	\$0
<u>Modernization</u>	-	\$2,050,058	\$512,515	\$2,562,573
	Electric Vehicle Infrastructure	\$0	\$0	\$0
	Ferry Boat Program	\$2,050,058	\$512,515	\$2,562,573
Grand Total + Non-Formula Programs		\$1,167,581,388	\$267,384,210	\$1,434,965,599

*Please note that Statewide Highway Program sizes are draft estimates and subject to change.

		Federal Aid Funds	Matching Funds	FFY 2027 (Proposed) (Fed Aid + Match)	
Balance Obligation Authority		\$841,657,457			
Planned Redistribution Request		\$50,000,000			
Total Non-earmarked Funding Available		\$891,657,457	\$207,459,408	\$1,132,701,704	
Planning/Adjustments/Pass-throughs		\$96,231,120	\$18,409,322	\$114,640,442	
GANS Repayment		\$20,000,000	\$0	\$20,000,000	
Award Adjustments, Change Orders, etc.		\$22,225,500	\$5,556,375	\$27,781,875	
Metropolitan Planning		\$12,754,696	\$3,188,674	\$15,943,370	
State Planning & Research		\$16,174,229	\$4,043,557	\$20,217,786	
Recreational Trails		\$1,174,862	\$293,716	\$1,468,578	
SRTS Education		\$1,951,346	\$487,837	\$2,439,183	
Transit Grant Program		\$0	\$0	\$0	
Flex to FTA		\$0	\$0	\$0	
Railroad Crossings		\$2,593,832	\$0	\$2,593,832	
Carbon Reduction		\$19,356,656	\$4,839,164	\$24,195,820	
Regional Priorities					
Regional Share (%)		MPO	\$296,363,535	\$74,090,884	\$370,454,419
3.5596	Berkshire Region	\$10,549,356	\$2,637,339	\$13,186,696	
42.9671	Boston Region	\$127,338,817	\$31,834,704	\$159,173,521	
4.5851	Cape Cod	\$13,588,564	\$3,397,141	\$16,985,706	
8.6901	Central Mass	\$25,754,288	\$6,438,572	\$32,192,859	
2.5397	Franklin Region	\$7,526,745	\$1,881,686	\$9,408,431	
0.3100	Martha's Vineyard	\$918,727	\$229,682	\$1,148,409	
4.4296	Merrimack Valley	\$13,127,719	\$3,281,930	\$16,409,649	
4.4596	Montachusett	\$13,216,628	\$3,304,157	\$16,520,785	
0.2200	Nantucket	\$652,000	\$163,000	\$815,000	
3.9096	Northern Middlesex	\$11,586,629	\$2,896,657	\$14,483,286	
4.5595	Old Colony	\$13,512,695	\$3,378,174	\$16,890,869	
10.8100	Pioneer Valley	\$32,036,898	\$8,009,225	\$40,046,123	
8.9601	Southeastern Mass	\$26,554,469	\$6,638,617	\$33,193,086	
Highway		\$499,062,801	\$114,959,202	\$614,022,003	

Reliability	-	\$325,941,739	\$77,603,393	\$403,545,132
	Interstate Pavement	\$40,000,000	\$10,000,000	\$50,000,000
	Non-Interstate Pavement	\$55,000,000	\$13,750,000	\$68,750,000
	Safety Improvements	\$27,950,680	\$3,105,628	\$31,056,309
	Highway Resiliency Improvement Program	\$22,022,070	\$5,505,518	\$27,527,588
	Bridge	\$180,968,989	\$45,242,247	\$226,211,236
	Bridge Inspections	\$8,838,012	\$2,209,503	\$11,047,515
	Bridge Systematic Maintenance	\$16,000,000	\$4,000,000	\$20,000,000
	Bridge On-system NHS	\$94,856,125	\$23,714,031	\$118,570,156
	Bridge On-system Non-NHS	\$27,126,647	\$6,781,662	\$33,908,308
	Bridge Off-system	\$34,148,205	\$8,537,051	\$42,685,256
Modernization		\$136,701,883	\$28,251,015	\$164,952,898
	ADA Retrofits	\$2,000,000	\$500,000	\$2,500,000
	Intersection Improvements	\$22,500,000	\$2,500,000	\$25,000,000
	Intelligent Transportation Systems	\$8,000,000	\$2,000,000	\$10,000,000
	Roadway Reconstruction	\$70,000,000	\$14,700,544	\$73,502,719
	Safe Routes to School	\$12,000,000	\$3,000,000	\$15,000,000
	Freight	\$22,201,883	\$5,550,471	\$27,752,354
Expansion	-	\$36,419,179	\$9,104,795	\$45,523,974
	Bicycle and Pedestrian	\$36,419,179	\$9,104,795	\$45,523,974
	Capacity	\$0	\$0	\$0
Grand Total Formula Funds		\$891,657,457	\$207,459,408	\$1,099,116,864
Difference from Funds Available		\$0		
Highway (Non-Core)		\$289,743,155	\$63,303,490	\$353,046,646
Reliability	-	\$287,652,096	\$62,780,725	\$350,432,821
	Bridge	\$287,652,096	\$62,780,725	\$350,432,821
	Bridge Systematic Maintenance NB	\$0	\$0	\$0
	Bridge On-System NHS NB	\$251,122,901	\$62,780,725	\$313,903,626
	Bridge On-system Non-NHS NB	\$0	\$0	\$0
	Bridge Off-system Local NB	\$36,529,195	\$0	\$36,529,195
	Bridge Off-System State NB	\$0	\$0	\$0
Modernization	-	\$2,091,059	\$522,765	\$2,613,824
	Electric Vehicle Infrastructure	\$0	\$0	\$0
	Ferry Boat Program	\$2,091,059	\$522,765	\$2,613,824
Grand Total + Non-Formula Programs		\$1,181,400,612	\$270,762,898	\$1,452,163,510

*Please note that Statewide Highway Program sizes are draft estimates and subject to change.

Appendix B.1 Additional Project Information (Highway)

Year	MassDOT Project ID	MPO	Municipality	MassDOT Project Description	District	Funding Source	Adjusted TFPC	Total Programmed Funds	Federal Funds	Non-Federal Funds	MPO Project Score	Earmark Details	Proponent	Other Information
Federal Fiscal Year 2027								\$395,087,968	\$292,463,595	\$102,624,373				
Section 1A / Regionally Prioritized Projects								\$29,424,484	\$23,539,587	\$5,884,897				
Roadway Reconstruction								\$17,015,626	\$13,612,501	\$3,403,125				
2027	607231	Pioneer Valley	Williamsburg	WILLIAMSBURG- RECONSTRUCTION OF MOUNTAIN STREET	1	STBG	\$12,765,626	\$12,765,626	\$10,212,501	\$2,553,125	33.5		MA147	Construction / YOE \$15,529,507 / 33.5 TEC / 100% Federal earmark MA147 (for \$646,999) repurposed as part of FY25 repurposing process
2027	609286	Pioneer Valley	Northampton	NORTHAMPTON- DOWNTOWN COMPLETE STREETS CORRIDOR AND INTERSECTION IMPROVEMENTS ON MAIN STREET (ROUTE 9)	2	STBG	\$28,736,979	\$4,250,000	\$3,400,000	\$850,000	75.5	MA152	Northampton	Construction (YOE \$28,736,979) 75.5 TEC / 75% / STBG (A/C 2027 - \$2,000,000, 2027 - \$6,000,000, 2028 - \$18,314,479) MA152 repurposed earmark as part of FY25 repurposing - for \$1,357,973
Intersection Improvements								\$8,438,054	\$6,750,443	\$1,687,611				
2027	612600	Pioneer Valley	Westfield	WESTFIELD- INTERSECTION IMPROVEMENTS AT SOUTHAMPTON ROAD (ROUTE 10/202), SERVISTAR INDUSTRIAL WAY AND BARNES AIRPORT DRIVE	2	STBG	\$8,953,144	\$8,438,054	\$6,750,443	\$1,687,611	43.0	MA144		TEC 43.0 / 25% / \$515,090 in federal earmark MA144 is being repurposed as part of this project. Part of FY25 repurposing process
Interstate Pavement								\$3,970,804	\$3,176,643	\$794,161				
2027	613314	Pioneer Valley	Multiple	HOLYOKE- WEST SPRINGFIELD- INTERSTATE PAVEMENT PRESERVATION AND RELATED WORK ON I-91	2	STBG	\$12,506,978	\$3,970,804	\$3,176,643	\$794,161				\$12,546,500 / PS&E
Section 1B / Earmark or Discretionary Grant Funded Projects								\$271,460,014	\$217,168,011	\$54,292,003				
Earmark Discretionary								\$1,460,014	\$1,168,011	\$292,003				
2027	607231	Pioneer Valley	Williamsburg	WILLIAMSBURG- RECONSTRUCTION OF MOUNTAIN STREET	1	HPP	\$12,765,626	\$646,999	\$517,599	\$129,400	33.5		MA147	Construction / YOE \$15,529,507 / 33.5 TEC / 100% Federal earmark MA147 (for \$646,999) repurposed as part of FY25 repurposing process
2027	611965	Pioneer Valley	Holyoke	HOLYOKE- INTERSECTION IMPROVEMENTS AT BEECH STREET, RESNIC BOULEVARD, AND WEST FRANKLIN STREET	2	HPP	\$7,021,425	\$297,925	\$238,340	\$59,585				Federal earmark MA083 repurposed as part of FY25 repurposing process
2027	612600	Pioneer Valley	Westfield	WESTFIELD- INTERSECTION IMPROVEMENTS AT SOUTHAMPTON ROAD (ROUTE 10/202), SERVISTAR INDUSTRIAL WAY AND BARNES AIRPORT DRIVE	2	HPP	\$8,953,144	\$515,090	\$412,072	\$103,018	43.0	MA144		TEC 43.0 / 25% / \$515,090 in federal earmark MA144 is being repurposed as part of this project. Part of FY25 repurposing process
Bridge On-System (BFP)								\$270,000,000	\$216,000,000	\$54,000,000				
2027	612167	Pioneer Valley	Springfield	SPRINGFIELD- 3 BRIDGE REPLACEMENTS, S-24-017, ST. JAMES AVENUE OVER CSX, S-24-070, TAPLEY STREET OVER I-291 AND CSX, S-24-071, ST. JAMES AVENUE OVER I-291	2	HIP-BR	\$270,030,395	\$270,000,000	\$216,000,000	\$54,000,000				

Appendix B.1 Additional Project Information (Highway) (Continued)

Year	MassDOT Project ID	MPO	Municipality	MassDOT Project Description	District	Funding Source	Adjusted TFPC	Total Programmed Funds	Federal Funds	Non-Federal Funds	MPO Project Score	Earmark Details	Proponent	Other Information
Section 2A / Federal Aid Funded State Prioritized Reliability Projects								\$38,117,003	\$31,182,732	\$6,934,271				
Bridge On-system NHS								\$15,675,432	\$12,540,346	\$3,135,086				
2027	612494	Pioneer Valley	Multiple	SPRINGFIELD- WEST SPRINGFIELD- BRIDGE REPLACEMENT, S-24-003=W-21-002, (US-20) PARK AVENUE OVER CONNECTICUT RIVER	2	NHPP-PEN	\$365,420,796	\$15,675,432	\$12,540,346	\$3,135,086				
Safety Improvements								\$6,891,295	\$6,202,166	\$689,130				
2027	612649	Pioneer Valley	Multiple	WEST SPRINGFIELD- AGAWAM- GUIDE AND TRAFFIC SIGN REPLACEMENT ON A SECTION OF US 5 AND ROUTE 57	2	HSIP	\$518,750	\$518,750	\$466,875	\$51,875				Signs replacements for safety
2027	614026	Multiple		DISTRICT 2- WRONG-WAY COUNTERMEASURES AT OFF-RAMPS AT MULTIPLE LOCATIONS	2	HSIP	\$3,106,722	\$3,106,722	\$2,796,050	\$310,672				
2027	616304	Multiple		DISTRICT 2- DISTRICT 3- VRU CROSSWALK INSTALLATION AT STATE SIGNALS AT MULTIPLE LOCATIONS	2	VUS	\$3,265,823	\$3,265,823	\$2,939,241	\$326,582				
Non-Interstate Pavement								\$15,550,276	\$12,440,221	\$3,110,055				
2027	614256	Pioneer Valley	Huntington	HUNTINGTON- RESURFACING AND RELATED WORK ON ROUTE 112	1	NHPP	\$9,267,213	\$9,267,213	\$7,413,770	\$1,853,443				
2027	616323	Multiple	Multiple	AMHERST- SUNDERLAND- PAVEMENT PRESERVATION ON SR116 (MM 24.06-28.70)	2	NHPP	\$6,283,063	\$6,283,063	\$5,026,450	\$1,256,613				
Section 2B / Federal Aid Funded State Prioritized Modernization Projects								\$19,945,784	\$16,628,977	\$3,316,807				
Intersection Improvements								\$6,723,500	\$6,051,150	\$672,350				
2027	611965	Pioneer Valley	Holyoke	HOLYOKE- INTERSECTION IMPROVEMENTS AT BEECH STREET, RESNIC BOULEVARD, AND WEST FRANKLIN STREET	2	HSIP	\$7,021,425	\$6,723,500	\$6,051,150	\$672,350				Federal earmark MA083 repurposed as part of FY25 repurposing process
Freight								\$13,222,284	\$10,577,827	\$2,644,457				
2027	612494	Pioneer Valley	Multiple	SPRINGFIELD- WEST SPRINGFIELD- BRIDGE REPLACEMENT, S-24-003=W-21-002, (US-20) PARK AVENUE OVER CONNECTICUT RIVER	2	NFP	\$365,420,796	\$13,222,284	\$10,577,827	\$2,644,457				
Section 3A / Federal Aid Funded Planning/Adjustments/Pass-throughs								\$4,281,901	\$3,944,287	\$337,614				
Railroad Crossings								\$2,593,832	\$2,593,832	\$0				
2027	S12988	Pioneer Valley	Multiple	WEST SPRINGFIELD- RAILROAD CROSSING ELIMINATION ON FRONT STREET (CROSSING NO. DOT525901A)	2	RRHE	\$23,000,000	\$2,593,832	\$2,593,832	\$0			MassDOT RTD	Project will eliminate a railroad crossing as part of a bridge extension over Crossing Number DOT525901A. Total project cost estimated to be \$25M, CSX to contribute \$2M toward total cost.
Flex to FTA								\$1,688,069	\$1,350,455	\$337,614				
2027	S12996	Pioneer Valley		PVTA - Buy Replacement 35-ft Electric Buses (Carbon Reduction Program Funding)		CRP	\$13,040,955	\$1,688,069	\$1,350,455	\$337,614			PVTA	Project ID on transit TIP is: RTD0011375. More funding details included in transit TIP. TFPC and amounts programmed reflect federal portion and match. Match being provided by RTACAP at amounts shown in transit TIP.
Section 3B / Non-Federal Aid Funded								\$31,858,782	\$0	\$31,858,782				
Bridge On-System (NGB)								\$31,858,782	\$0	\$31,858,782				
2027	600935	Pioneer Valley	Holyoke	HOLYOKE- BRIDGE REPLACEMENTS, H-21-014, ROUTE 141 (APPLETON STREET) OVER SECOND LEVEL CANAL & H-21-020 OVER FIRST LEVEL CANAL	2	NGBP	\$30,465,901	\$31,858,782	\$0	\$31,858,782				

Appendix B.1 Additional Project Information (Highway) (Continued)

Year	MassDOT Project ID	MPO	Municipality	MassDOT Project Description	District	Funding Source	Adjusted TFPC	Total Programmed Funds	Federal Funds	Non-Federal Funds	MPO Project Score	Earmark Details	Proponent	Other Information
Federal Fiscal Year 2028								\$173,548,624	\$124,003,665	\$49,544,959				
Section 1A / Regionally Prioritized Projects								\$39,054,190	\$31,243,352	\$7,810,838				
Roadway Reconstruction								\$27,690,133	\$22,152,106	\$5,538,027				
2028	608423	Pioneer Valley	Easthampton	EASTHAMPTON- IMPROVEMENTS AND RELATED WORK ON ROUTE 10, FROM WEST STREET TO THE NORTHAMPTON TOWN LINE	2	STBG	\$5,989,100	\$5,989,100	\$4,791,280	\$1,197,820	54			Construction / YOE \$6,219,450 / TEC 54 / Pre 25%
2028	608785	Pioneer Valley	South Hadley	SOUTH HADLEY- RECONSTRUCTION OF MAIN STREET, FROM THE CHICOPEE CITY LINE TO CANAL STREET (0.67 MILES)	2	STBG	\$10,810,483	\$10,201,033	\$8,160,826	\$2,040,207	35.5	MA114		Federal earmark MA114 repurposed as part of FY25 repurposing process for \$609,450 / TEC 35.5 / 25%
2028	609286	Pioneer Valley	Northampton	NORTHAMPTON- DOWNTOWN COMPLETE STREETS CORRIDOR AND INTERSECTION IMPROVEMENTS ON MAIN STREET (ROUTE 9)	2	STBG	\$28,736,979	\$11,500,000	\$9,200,000	\$2,300,000	75.5	MA152	Northampton	Construction (YOE \$28,736,979) 75.5 TEC / 75% / STBG (A/C 2027 - \$2,000,000, 2027 - \$6,000,000, 2028 - \$18,314,479) MA152 repurposed earmark as part of FY25 repurposing - for \$1,357,973
Non-Interstate Pavement								\$11,364,057	\$9,091,246	\$2,272,811				
2028	612257	Pioneer Valley	Longmeadow	LONGMEADOW- RESURFACING AND RELATED WORK ON LONGMEADOW STREET (ROUTE 5) (PHASE 1)	2	STBG	\$11,364,057	\$11,364,057	\$9,091,246	\$2,272,811	46		Longmeadow	Construction / YOE \$11,364,057 / 46 TEC / 25%
Section 1B / Earmark or Discretionary Grant Funded Projects								\$32,137,700	\$26,553,288	\$5,584,412				
Bridge On-System (BFP)								\$25,548,338	\$20,438,670	\$5,109,668				
2028	605340	Pioneer Valley	Springfield	SPRINGFIELD- BRIDGE REPLACEMENT, S-24-028, ST. JAMES AVENUE OVER CONRAIL RAILROAD (ABANDONED)	2	HIP-BR	\$9,993,870	\$9,993,870	\$7,995,096	\$1,998,774				
2028	607675	Pioneer Valley	Williamsburg	WILLIAMSBURG- BRIDGE REPLACEMENT, W-36-011 & W-36-017, BRIDGE STREET OVER THE MILL RIVER AND SOUTH MAIN STREET OVER THE MILL RIVER	1	HIP-BR	\$15,554,468	\$15,554,468	\$12,443,574	\$3,110,894				
Earmark Discretionary								\$2,373,722	\$1,898,978	\$474,744				
2028	608466	Pioneer Valley	Granby	GRANBY- RESURFACING AND RELATED WORK ON ROUTE 202, FROM AMHERST STREET TO SCHOOL STREET	2	HPP	\$5,936,831	\$406,299	\$325,039	\$81,260		MA139		Federal earmark MA139 repurposed as part of FY25 repurposing process
2028	608785	Pioneer Valley	South Hadley	SOUTH HADLEY- RECONSTRUCTION OF MAIN STREET, FROM THE CHICOPEE CITY LINE TO CANAL STREET (0.67 MILES)	2	HPP	\$10,810,483	\$609,450	\$487,560	\$121,890	35.5	MA114		Federal earmark MA114 repurposed as part of FY25 repurposing process for \$609,450 / TEC 35.5 / 25%
2028	609286	Pioneer Valley	Northampton	NORTHAMPTON- DOWNTOWN COMPLETE STREETS CORRIDOR AND INTERSECTION IMPROVEMENTS ON MAIN STREET (ROUTE 9)	2	HPP	\$28,736,979	\$1,357,973	\$1,086,378	\$271,595	75.5	MA152	Northampton	Construction (YOE \$28,736,979) 75.5 TEC / 75% / STBG (A/C 2027 - \$2,000,000, 2027 - \$6,000,000, 2028 - \$18,314,479) MA152 repurposed earmark as part of FY25 repurposing - for \$1,357,973
Bridge Off-system (BFP)								\$4,215,640	\$4,215,640	\$0				
2028	610779	Pioneer Valley	Hampden	HAMPDEN- BRIDGE REPLACEMENT, H-04-004, ROCKADUNDEE BRIDGE OVER SCANTIC RIVER	2	BROFF	\$4,215,640	\$4,215,640	\$4,215,640	\$0				

Appendix B.1 Additional Project Information (Highway) (Continued)

Year	MassDOT Project ID	MPO	Municipality	MassDOT Project Description	District	Funding Source	Adjusted TFPC	Total Programmed Funds	Federal Funds	Non-Federal Funds	MPO Project Score	Earmark Details	Proponent	Other Information
Section 2A / Federal Aid Funded State Prioritized Reliability Projects								\$61,874,898	\$49,915,242	\$11,959,657				
Safety Improvements								\$4,153,231	\$3,737,908	\$415,323				
2028	614273	Multiple		STATEWIDE- SYSTEMIC SAFETY IMPROVEMENTS WITH RRFBS AT MULTIPLE LOCATIONS	2	HSIP	\$4,153,231	\$4,153,231	\$3,737,908	\$415,323				Installation of RRFBS at 34 locations statewide
Bridge On-system NHS								\$45,078,000	\$36,062,400	\$9,015,600				
2028	612494	Pioneer Valley	Multiple	SPRINGFIELD- WEST SPRINGFIELD- BRIDGE REPLACEMENT, S-24-003=W-21-002, (US-20) PARK AVENUE OVER CONNECTICUT RIVER	2	NHPP-PEN	\$365,420,796	\$45,078,000	\$36,062,400	\$9,015,600				
Bridge Off-system								\$5,099,349	\$4,079,479	\$1,019,870				
2028	613139	Pioneer Valley	Monson	MONSON- BRIDGE REPLACEMENT, M-27-026, STAFFORD HOLLOW ROAD OVER NECRR	2	STBG-BR-Off	\$5,168,757	\$5,099,349	\$4,079,479	\$1,019,870				
Non-Interstate Pavement								\$7,544,318	\$6,035,454	\$1,508,864				
2028	616351	Pioneer Valley	Agawam	AGAWAM- PAVEMENT PRESERVATION ON ROUTE 5 (MM 4.2-7.9)	2	NHPP	\$7,544,318	\$7,544,318	\$6,035,454	\$1,508,864				
Section 2B / Federal Aid Funded State Prioritized Modernization Projects								\$14,142,594	\$11,314,075	\$2,828,519				
Roadway Reconstruction								\$5,530,532	\$4,424,426	\$1,106,106				
2028	608466	Pioneer Valley	Granby	GRANBY- RESURFACING AND RELATED WORK ON ROUTE 202, FROM AMHERST STREET TO SCHOOL STREET	2	NHPP	\$5,936,831	\$5,530,532	\$4,424,426	\$1,106,106		MA139		Federal earmark MA139 repurposed as part of FY25 repurposing process
Freight								\$4,824,174	\$3,859,339	\$964,835				
2028	612494	Pioneer Valley	Multiple	SPRINGFIELD- WEST SPRINGFIELD- BRIDGE REPLACEMENT, S-24-003=W-21-002, (US-20) PARK AVENUE OVER CONNECTICUT RIVER	2	NFP	\$365,420,796	\$4,824,174	\$3,859,339	\$964,835				
Safe Routes to School								\$3,787,888	\$3,030,310	\$757,578				
2028	612772	Pioneer Valley	Easthampton	EASTHAMPTON- MOUNTAIN VIEW SCHOOL IMPROVEMENTS (SRTS)	2	TAP	\$2,028,038	\$2,028,038	\$1,622,430	\$405,608				
2028	613397	Pioneer Valley	Southampton	SOUTHAMPTON- WILLIAM E. NORRIS ELEMENTARY SCHOOL IMPROVEMENTS (SRTS)	2	TAP	\$1,759,850	\$1,759,850	\$1,407,880	\$351,970				
Section 3A / Federal Aid Funded Planning/Adjustments/Pass-throughs								\$5,573,677	\$4,977,708	\$595,969				
Railroad Crossings								\$2,593,832	\$2,593,832	\$0				
2028	S12988	Pioneer Valley	Multiple	WEST SPRINGFIELD- RAILROAD CROSSING ELIMINATION ON FRONT STREET (CROSSING NO. DOT525901A)	2	RRHE	\$23,000,000	\$2,593,832	\$2,593,832	\$0			MassDOT RTD	Project will eliminate a railroad crossing as part of a bridge extension over Crossing Number DOT525901A. Total project cost estimated to be \$25M, CSX to contribute \$2M toward total cost.
Flex to FTA								\$2,979,845	\$2,383,876	\$595,969				
2028	S12996	Pioneer Valley		PVTA - Buy Replacement 35-ft Electric Buses (Carbon Reduction Program Funding)		CRP	\$13,040,955	\$2,979,845	\$2,383,876	\$595,969			PVTA	Project ID on transit TIP is: RTD0011375. More funding details included in transit TIP. TFPC and amounts programmed reflect federal portion and match. Match being provided by RTACAP at amounts shown in transit TIP.
Section 3B / Non-Federal Aid Funded								\$20,765,565	\$0	\$20,765,565				
Bridge On-System (NGB)								\$20,765,565	\$0	\$20,765,565				
2028	612175	Pioneer Valley	Russell	RUSSELL- BRIDGE REPLACEMENT, R-13-004, BLANDFORD STAGE ROAD OVER STAGE BROOK	1	NGBP	\$11,595,897	\$11,595,897	\$0	\$11,595,897				
2028	612176	Pioneer Valley	Huntington	HUNTINGTON- BRIDGE REPLACEMENT, H-27-008, ST 112 WORTHINGTON ROAD OVER WATER POND BROOK	1	NGBP	\$9,169,668	\$9,169,668	\$0	\$9,169,668				

Appendix B.1 Additional Project Information (Highway) (Continued)

Year	MassDOT Project ID	MPO	Municipality	MassDOT Project Description	District	Funding Source	Adjusted TFPC	Total Programmed Funds	Federal Funds	Non-Federal Funds	MPO Project Score	Earmark Details	Proponent	Other Information
Federal Fiscal Year 2029								\$181,566,307	\$147,766,699	\$33,799,608				
Section 1A / Regionally Prioritized Projects								\$39,617,345	\$31,693,876	\$7,923,469				
Roadway Reconstruction								\$24,030,466	\$19,224,373	\$4,806,093				
2029	609286	Pioneer Valley	Northampton	NORTHAMPTON- DOWNTOWN COMPLETE STREETS CORRIDOR AND INTERSECTION IMPROVEMENTS ON MAIN STREET (ROUTE 9)	2	STBG	\$28,736,979	\$4,500,000	\$3,600,000	\$900,000	75.5	MA152	Northampton	Construction (YOE \$28,736,979) 75.5 TEC / 75% / STBG (A/C 2027 - \$2,000,000, 2027 - \$6,000,000, 2028 - \$18,314,479) MA152 repurposed earmark as part of FY25 repurposing - for \$1,357,973
2029	612258	Pioneer Valley	Easthampton	EASTHAMPTON- DOWNTOWN COMPLETE STREETS IMPROVEMENTS ON MAIN AND NORTHAMPTON STREETS (ROUTE 10)	2	STBG	\$16,919,237	\$7,519,237	\$6,015,390	\$1,503,847	55.0		Easthampton	Construction / YOE \$19,111,138 STBG / TEC 55.0 / 25% (A/C 2029 -\$10,111,138, 2030 - \$9,000,000)
2029	612780	Pioneer Valley	Southampton	SOUTHAMPTON- REHABILITATION/RECONSTRUCTION & RELATED WORK ON EAST STREET, FROM COLLEGE HIGHWAY (ROUTE 10) TO WHISPERING MEADOW LANE	2	STBG	\$12,544,313	\$4,544,313	\$3,635,450	\$908,863	38		Southampton	Construction / 25 / TEC 38 / AC \$4,904,313 (2028) and \$7,640,000 (2029)
2029	612984	Pioneer Valley	Monson	MONSON- RESURFACING AND RELATED WORK ON MAIN STREET (ROUTE 32)	2	STBG	\$16,266,916	\$7,466,916	\$5,973,533	\$1,493,383	34.5			YOE \$16,266,916 / TEC 34.5 / 25%
Non-Interstate Pavement								\$9,541,098	\$7,632,878	\$1,908,220				
2029	612265	Pioneer Valley	East Longmeadow	EAST LONGMEADOW- RESURFACING AND RELATED WORK ON NORTH MAIN STREET (ROUTE 83)	2	STBG	\$9,541,098	\$9,541,098	\$7,632,878	\$1,908,220	49.0		East Longmeadow	Construction / Pre-25% / TEC 49.0 / AC \$5,087,724 (2026) and \$4,100,000 (2027)
Safety Improvements								\$6,045,781	\$4,836,625	\$1,209,156				
2029	613320	Pioneer Valley	Holyoke	HOLYOKE- CORRIDOR IMPROVEMENTS ON HIGH AND MAPLE STREETS	2	STBG	\$16,045,830	\$6,045,781	\$4,836,625	\$1,209,156	68			Construction / 0 / TEC 68 / AC \$6,045,781 (2029) \$6,000,020 (2030) and \$4,000,049 (2031) Resnic Intersection maybe split off as separate project
Section 1B / Earmark or Discretionary Grant Funded Projects								\$45,026,403	\$38,016,010	\$7,010,393				
Bridge On-System (BFP)								\$35,051,966	\$28,041,573	\$7,010,393				
2029	612160	Pioneer Valley	Multiple	MONSON- PALMER- BRIDGE REPLACEMENT, M-27-008=P-01-008, ROUTE 32 OVER QUABOAG RIVER	2	HIP-BR	\$42,256,274	\$15,000,000	\$12,000,000	\$3,000,000				
2029	613135	Pioneer Valley	Chicopee	CHICOPEE- SUPERSTRUCTURE REPLACEMENT OF C-13-003, ROUTE 116 OVER BMRR	2	HIP-BR	\$20,051,966	\$20,051,966	\$16,041,573	\$4,010,393				
Bridge Off-system (BFP)								\$9,974,437	\$9,974,437	\$0				
2029	613302	Pioneer Valley	Belchertown	BELCHERTOWN- BRIDGE REPLACEMENT, B-05-006 (OPE), BARDWELL STREET OVER JABISH BROOK	2	BROFF	\$9,974,437	\$9,974,437	\$9,974,437	\$0				

Appendix B.1 Additional Project Information (Highway) (Continued)

Year	MassDOT Project ID	MPO	Municipality	MassDOT Project Description	District	Funding Source	Adjusted TFPC	Total Programmed Funds	Federal Funds	Non-Federal Funds	MPO Project Score	Earmark Details	Proponent	Other Information
Section 2A / Federal Aid Funded State Prioritized Reliability Projects								\$65,652,581	\$52,522,065	\$13,130,516				
Bridge On-system NHS								\$61,117,507	\$48,894,006	\$12,223,501				
2029	612494	Pioneer Valley	Multiple	SPRINGFIELD- WEST SPRINGFIELD- BRIDGE REPLACEMENT, S-24-003=W-21-002, (US-20) PARK AVENUE OVER CONNECTICUT RIVER	2	NHPP-PEN	\$365,420,796	\$40,071,564	\$32,057,251	\$8,014,313				
2029	613119	Pioneer Valley	Multiple	LUDLOW- SPRINGFIELD- BRIDGE REPLACEMENT, L-16-008=S-24-002, ST 21 (LUDLOW AVENUE) OVER CHICOPEE RIVER	2	NHPP-PEN	\$74,734,059	\$21,045,943	\$16,836,754	\$4,209,189				
Non-Interstate Pavement								\$4,535,074	\$3,628,059	\$907,015				
2029	616329	Pioneer Valley	Multiple	WALES- BRIMFIELD- PAVEMENT PRESERVATION OF SR19 (MM 1.5-6.7)	2	NHPP	\$4,535,074	\$4,535,074	\$3,628,059	\$907,015				
Section 2B / Federal Aid Funded State Prioritized Modernization Projects								\$5,163,717	\$4,130,974	\$1,032,743				
Safe Routes to School								\$5,163,717	\$4,130,974	\$1,032,743				
2029	612079	Pioneer Valley	Chicopee	CHICOPEE- HUGH SCOTT STREIBER ELEMENTARY SCHOOL IMPROVEMENTS (SRTS)	2	TAP	\$2,712,005	\$2,712,005	\$2,169,604	\$542,401				
2029	613515	Pioneer Valley	Springfield	SPRINGFIELD- SAMUEL BOWLES ELEMENTARY SCHOOL IMPROVEMENTS (SRTS)	2	TAP	\$2,451,712	\$2,451,712	\$1,961,370	\$490,342				
Section 2C / Federal Aid Funded State Prioritized Expansion Projects								\$17,265,679	\$13,812,543	\$3,453,136				
Bicycle and Pedestrian								\$17,265,679	\$13,812,543	\$3,453,136				
2029	613484	Pioneer Valley	Southampton	SOUTHAMPTON- GREENWAY RAIL TRAIL CONSTRUCTION, FROM COLEMAN ROAD TO ROUTE 10	2	CMAQ	\$17,265,679	\$17,265,679	\$13,812,543	\$3,453,136				
Section 3A / Federal Aid Funded Planning/Adjustments/Pass-throughs								\$8,840,582	\$7,591,232	\$1,249,350				
Railroad Crossings								\$2,593,832	\$2,593,832	\$0				
2029	S12988	Pioneer Valley	Multiple	WEST SPRINGFIELD- RAILROAD CROSSING ELIMINATION ON FRONT STREET (CROSSING NO. DOT525901A)	2	RRHE	\$23,000,000	\$2,593,832	\$2,593,832	\$0			MassDOT RTD	Project will eliminate a railroad crossing as part of a bridge extension over Crossing Number DOT525901A. Total project cost estimated to be \$25M, CSX to contribute \$2M toward total cost.
Flex to FTA								\$6,246,750	\$4,997,400	\$1,249,350				
2029	S12996	Pioneer Valley		PVTA - Buy Replacement 35-ft Electric Buses (Carbon Reduction Program Funding)		CRP	\$13,040,955	\$6,246,750	\$4,997,400	\$1,249,350			PVTA	Project ID on transit TIP is: RTD0011375. More funding details included in transit TIP. TFPC and amounts programmed reflect federal portion and match. Match being provided by RTACAP at amounts shown in transit TIP.

Appendix B.1 Additional Project Information (Highway) (Continued)

Year	MassDOT Project ID	MPO	Municipality	MassDOT Project Description	District	Funding Source	Adjusted TFPC	Total Programmed Funds	Federal Funds	Non-Federal Funds	MPO Project Score	Earmark Details	Proponent	Other Information
Federal Fiscal Year 2030								\$205,320,021	\$165,026,010	\$40,294,011				
Section 1A / Regionally Prioritized Projects								\$34,529,006	\$27,623,205	\$6,905,801				
Roadway Reconstruction								\$28,529,006	\$22,823,205	\$5,705,801				
2030	609286	Pioneer Valley	Northampton	NORTHAMPTON- DOWNTOWN COMPLETE STREETS CORRIDOR AND INTERSECTION IMPROVEMENTS ON MAIN STREET (ROUTE 9)	2	STBG	\$28,736,979	\$7,129,006	\$5,703,205	\$1,425,801	75.5	MA152	Northampton	Construction (YOE \$28,736,979) 75.5 TEC / 75% / STBG (A/C 2027 - \$2,000,000, 2027 - \$6,000,000, 2028 - \$18,314,479) MA152 repurposed earmark as part of FY25 repurposing - for \$1,357,973
2030	612258	Pioneer Valley	Easthampton	EASTHAMPTON- DOWNTOWN COMPLETE STREETS IMPROVEMENTS ON MAIN AND NORTHAMPTON STREETS (ROUTE 10)	2	STBG	\$16,919,237	\$9,400,000	\$7,520,000	\$1,880,000	55.0		Easthampton	Construction / YOE \$19,111,138 STBG / TEC 55.0 / 25% (A/C 2029 -\$10,111,138, 2030 - \$9,000,000)
2030	612780	Pioneer Valley	Southampton	SOUTHAMPTON- REHABILITATION/RECONSTRUCTION & RELATED WORK ON EAST STREET, FROM COLLEGE HIGHWAY (ROUTE 10) TO WHISPERING MEADOW LANE	2	STBG	\$12,544,313	\$8,000,000	\$6,400,000	\$1,600,000	38		Southampton	Construction / 25 / TEC 38 / AC \$4,904,313 (2028) and \$7,640,000 (2029)
2030	612984	Pioneer Valley	Monson	MONSON- RESURFACING AND RELATED WORK ON MAIN STREET (ROUTE 32)	2	STBG	\$16,266,916	\$4,000,000	\$3,200,000	\$800,000	34.5			YOE \$16,266,916 / TEC 34.5 / 25%
Safety Improvements								\$6,000,000	\$4,800,000	\$1,200,000				
2030	613320	Pioneer Valley	Holyoke	HOLYOKE- CORRIDOR IMPROVEMENTS ON HIGH AND MAPLE STREETS	2	STBG	\$16,045,830	\$6,000,000	\$4,800,000	\$1,200,000	68			Construction / 0 / TEC 68 / AC \$6,045,781 (2029) \$6,000,020 (2030) and \$4,000,049 (2031) Resnic Intersection maybe split off as separate project
Section 1B / Earmark or Discretionary Grant Funded Projects								\$20,000,000	\$16,000,000	\$4,000,000				
Bridge On-System (BFP)								\$20,000,000	\$16,000,000	\$4,000,000				
2030	612160	Pioneer Valley	Multiple	MONSON- PALMER- BRIDGE REPLACEMENT, M-27-008=P-01-008, ROUTE 32 OVER QUABOAG RIVER	2	HIP-BR	\$42,256,274	\$20,000,000	\$16,000,000	\$4,000,000				
Section 2A / Federal Aid Funded State Prioritized Reliability Projects								\$136,911,696	\$109,780,584	\$27,131,112				
Bridge On-system NHS								\$126,633,658	\$101,306,926	\$25,326,732				
2030	612494	Pioneer Valley	Multiple	SPRINGFIELD- WEST SPRINGFIELD- BRIDGE REPLACEMENT, S-24-003=W-21-002, (US-20) PARK AVENUE OVER CONNECTICUT RIVER	2	NHPP	\$365,420,796	\$28,063,502	\$22,450,802	\$5,612,700				
2030	612494	Pioneer Valley	Multiple	SPRINGFIELD- WEST SPRINGFIELD- BRIDGE REPLACEMENT, S-24-003=W-21-002, (US-20) PARK AVENUE OVER CONNECTICUT RIVER	2	NHPP-PEN	\$365,420,796	\$78,570,156	\$62,856,125	\$15,714,031				
2030	613119	Pioneer Valley	Multiple	LUDLOW- SPRINGFIELD- BRIDGE REPLACEMENT, L-16-008=S-24-002, ST 21 (LUDLOW AVENUE) OVER CHICOPEE RIVER	2	NHPP-PEN	\$74,734,059	\$20,000,000	\$16,000,000	\$4,000,000				
Highway Resiliency Improvement Program								\$2,512,272	\$2,261,045	\$251,227				
2030	613651	Pioneer Valley	Blandford	BLANDFORD- CULVERT REPLACEMENT, B-14-028, ROUTE 23 OVER POND BROOK	1	PRCT90	\$2,512,272	\$2,512,272	\$2,261,045	\$251,227				
Non-Interstate Pavement								\$7,765,766	\$6,212,613	\$1,553,153				
2030	616340	Pioneer Valley	Holyoke	HOLYOKE- PAVEMENT PRESERVATION ON US5 (MM 16.04-20.20)	2	NHPP	\$7,765,766	\$7,765,766	\$6,212,613	\$1,553,153				

Appendix B.1 Additional Project Information (Highway) (Continued)

Year	MassDOT Project ID	MPO	Municipality	MassDOT Project Description	District	Funding Source	Adjusted TFPC	Total Programmed Funds	Federal Funds	Non-Federal Funds	MPO Project Score	Earmark Details	Proponent	Other Information
Section 2B / Federal Aid Funded State Prioritized Modernization Projects								\$11,285,487	\$9,028,390	\$2,257,097				
Freight								\$9,609,600	\$7,687,680	\$1,921,920				
2030	612494	Pioneer Valley	Multiple	SPRINGFIELD- WEST SPRINGFIELD- BRIDGE REPLACEMENT, S-24-003=W-21-002, (US-20) PARK AVENUE OVER CONNECTICUT RIVER	2	NFP	\$365,420,796	\$9,609,600	\$7,687,680	\$1,921,920				
Safe Routes to School								\$1,675,887	\$1,340,710	\$335,177				
2030	613442	Pioneer Valley	Holyoke	HOLYOKE- H.B. LAWRENCE ELEMENTARY SCHOOL IMPROVEMENTS (SRTS)	2	TAP	\$1,675,887	\$1,675,887	\$1,340,710	\$335,177				
Section 3A / Federal Aid Funded Planning/Adjustments/Pass-throughs								\$2,593,832	\$2,593,832	\$0				
Railroad Crossings								\$2,593,832	\$2,593,832	\$0				
2030	S12988	Pioneer Valley	Multiple	WEST SPRINGFIELD- RAILROAD CROSSING ELIMINATION ON FRONT STREET (CROSSING NO. DOT525901A)	2	RRHE	\$23,000,000	\$2,593,832	\$2,593,832	\$0			MassDOT RTD	Project will eliminate a railroad crossing as part of a bridge extension over Crossing Number DOT525901A. Total project cost estimated to be \$25M, CSX to contribute \$2M toward total cost.

Appendix B.1 Additional Project Information (Highway) (Continued)

Year	MassDOT Project ID	MPO	Municipality	MassDOT Project Description	District	Funding Source	Adjusted TFPC	Total Programmed Funds	Federal Funds	Non-Federal Funds	MPO Project Score	Earmark Details	Proponent	Other Information
Federal Fiscal Year 2031								\$184,137,431	\$148,436,609	\$35,700,822				
Section 1A / Regionally Prioritized Projects								\$8,800,049	\$7,040,039	\$1,760,010				
Roadway Reconstruction								\$4,800,000	\$3,840,000	\$960,000				
2031	612984	Pioneer Valley	Monson	MONSON- RESURFACING AND RELATED WORK ON MAIN STREET (ROUTE 32)	2	STBG	\$16,266,916	\$4,800,000	\$3,840,000	\$960,000	34.5			YOE \$16,266,916 / TEC 34.5 / 25%
Safety Improvements								\$4,000,049	\$3,200,039	\$800,010				
2031	613320	Pioneer Valley	Holyoke	HOLYOKE- CORRIDOR IMPROVEMENTS ON HIGH AND MAPLE STREETS	2	STBG	\$16,045,830	\$4,000,049	\$3,200,039	\$800,010	68			Construction / 0 / TEC 68 / AC \$6,045,781 (2029) \$6,000,020 (2030) and \$4,000,049 (2031) Resnic Intersection maybe split off as separate project
Section 1B / Earmark or Discretionary Grant Funded Projects								\$7,256,274	\$5,805,019	\$1,451,255				
Bridge On-System (BFP)								\$7,256,274	\$5,805,019	\$1,451,255				
2031	612160	Pioneer Valley	Multiple	MONSON- PALMER- BRIDGE REPLACEMENT, M-27-008=P-01-008, ROUTE 32 OVER QUABOAG RIVER	2	HIP-BR	\$42,256,274	\$7,256,274	\$5,805,019	\$1,451,255				
Section 2A / Federal Aid Funded State Prioritized Reliability Projects								\$137,165,430	\$109,732,344	\$27,433,086				
Highway Resiliency Improvement Program								\$27,527,857	\$22,022,286	\$5,505,571				
2031	608787	Pioneer Valley	Williamsburg	WILLIAMSBURG- CONSTRUCTION OF THE "MILL RIVER GREENWAY" SHARED USE PATH	1	PRCT	\$57,872,400	\$27,527,857	\$22,022,286	\$5,505,571				
Bridge On-system NHS								\$101,432,522	\$81,146,018	\$20,286,504				
2031	612494	Pioneer Valley	Multiple	SPRINGFIELD- WEST SPRINGFIELD- BRIDGE REPLACEMENT, S-24-003=W-21-002, (US-20) PARK AVENUE OVER CONNECTICUT RIVER	2	NHPP	\$365,420,796	\$32,862,366	\$26,289,893	\$6,572,473				
2031	612494	Pioneer Valley	Multiple	SPRINGFIELD- WEST SPRINGFIELD- BRIDGE REPLACEMENT, S-24-003=W-21-002, (US-20) PARK AVENUE OVER CONNECTICUT RIVER	2	NHPP-PEN	\$365,420,796	\$49,616,099	\$39,692,879	\$9,923,220				
2031	613119	Pioneer Valley	Multiple	LUDLOW- SPRINGFIELD- BRIDGE REPLACEMENT, L-16-008=S-24-002, ST 21 (LUDLOW AVENUE) OVER CHICOPEE RIVER	2	NHPP-PEN	\$74,734,059	\$18,954,057	\$15,163,246	\$3,790,811				
Non-Interstate Pavement								\$8,205,051	\$6,564,041	\$1,641,010				
2031	616368	Pioneer Valley	Blandford	BLANFORD- PAVEMENT PRESERVATION ON SR23 (MM 27.7-33.3)	1	NHPP	\$5,629,038	\$5,629,038	\$4,503,230	\$1,125,808				
2031	616373	Pioneer Valley	Palmer	PALMER- PAVEMENT PRESERVATION ON SR20 (MM 80.3-82.5)	2	NHPP	\$2,576,013	\$2,576,013	\$2,060,810	\$515,203				
Section 2B / Federal Aid Funded State Prioritized Modernization Projects								\$21,898,056	\$18,126,342	\$3,771,714				
Roadway Reconstruction								\$15,819,082	\$12,655,266	\$3,163,816				
2031	608787	Pioneer Valley	Williamsburg	WILLIAMSBURG- CONSTRUCTION OF THE "MILL RIVER GREENWAY" SHARED USE PATH	1	NHPP	\$57,872,400	\$15,819,082	\$12,655,266	\$3,163,816				
Intersection Improvements								\$6,078,974	\$5,471,077	\$607,897				
2031	614045	Pioneer Valley	West Springfield	WEST SPRINGFIELD- INTERSECTION IMPROVEMENTS AT ROUTE 20 AND SIBLEY AVENUE	2	HSIP	\$6,078,974	\$6,078,974	\$5,471,077	\$607,897				

Appendix B.1 Additional Project Information (Highway) (Continued)

Year	MassDOT Project ID	MPO	Municipality	MassDOT Project Description	District	Funding Source	Adjusted TFPC	Total Programmed Funds	Federal Funds	Non-Federal Funds	MPO Project Score	Earmark Details	Proponent	Other Information
Section 2C / Federal Aid Funded State Prioritized Expansion Projects								\$6,423,790	\$5,139,032	\$1,284,758				
Bicycle and Pedestrian								\$6,423,790	\$5,139,032	\$1,284,758				
2031	612245	Pioneer Valley	Belchertown	BELCHERTOWN- MASS CENTRAL RAIL TRAIL (MCRT, SECTION 1C)	2	CMAQ	\$6,423,790	\$6,423,790	\$5,139,032	\$1,284,758				
Section 3A / Federal Aid Funded Planning/Adjustments/Pass-throughs								\$2,593,832	\$2,593,832	\$0				
Railroad Crossings								\$2,593,832	\$2,593,832	\$0				
2031	S12988	Pioneer Valley	Multiple	WEST SPRINGFIELD- RAILROAD CROSSING ELIMINATION ON FRONT STREET (CROSSING NO. DOT525901A)	2	RRHE	\$23,000,000	\$2,593,832	\$2,593,832	\$0			MassDOT RTD	Project will eliminate a railroad crossing as part of a bridge extension over Crossing Number DOT525901A. Total project cost estimated to be \$25M, CSX to contribute \$2M toward total cost.

Appendix B.2 Additional Project Information (Transit)

Year	MassDOT Project ID	Municipality	Program	MassDOT Project Description	Funding Source	Total Project Cost	Total Programmed Funds	Federal Funds	State Funds	Other Funds	FTA Line Item	Other Information	
Federal Fiscal Year 2027							\$27,125,707	\$19,026,546	\$8,099,161				
Pioneer Valley Transit Authority							\$27,125,707	\$19,026,546	\$8,099,161				
2027	PVTA011781	Multiple	RTA Fleet Upgrades	Pioneer Valley Transit Authority - •Replacement of Articulated 60' Transit Buses •Replacement of 60' buses with 60' buses •Replacement of 40' buses with 60' buses in 2028-29	5307	\$7,949,669	\$1,917,891	\$1,917,891			11.11.06	FY27 – Two 60' Transit Buses \$958,946 Section 5307 Funds \$239,736 RTACap Funds \$42,000 CARES Funds (5307) FY28 - Two 60' Transit Buses \$2,017,145 Section 5307 Funds \$504,286 RTACap Funds \$84,000 CARES Funds (5307) FY29 – Three 60' Transit Buses \$3,162,844 Section 5307 Funds \$790,711 RTACap Funds \$150,000 CARES Funds (5307)	
					OF		\$84,000	\$84,000					
					RTACAP		\$479,473		\$479,473				
2027	PVTA011786		RTA Facility & Vehicle Maintenance	Pioneer Valley Transit Authority - UMass Bus Maintenance Facility Upgrades - •Replacement of hydraulic lift •Replacement of RTU and controls •Upgrade building walkway and LED lights to parking areas •Upgrade facility electrical system to code •Renovate administration space •Upgrade facility restrooms and office space •Expand EV charging capabilities •Prepare a facilities assessment capital study •Upgrade fuel and storage bay doors •Replace roof at UMTS buildings •Replace windows at UMTS building	5307	\$867,000	\$1,044,000	\$1,044,000			11.44.03	Projects to continue a state of good repair at the UMass Operations and Maintenance Facility FY27 \$1,305,000 Replacement of hydraulic lift \$490,000 Replacement of RTU and controls \$310,000 Upgrade building walkway and LED lights to parking areas \$40,000 Renovate Admin space and upgrade facility restrooms A&E \$225,000 Upgrade facility electrical system to code \$60,000 Prepare a facilities assessment capital study \$180,000 FY28 \$2,005,000 Renovate Admin space and upgrade facility restrooms \$1,500,000 Expand EV charging capabilities \$280,000 Upgrade fuel and storage bay doors \$225,000 FY29 \$1,420,000 Expand EV charging capabilities, \$1,270,000 Replace roof at UMTS buildings A&E \$150,000 FY30 \$1,110,000 Replace roof at UMTS buildings \$1,060,000 Window replacement at UMTS building A&E \$50,000 FY31 \$270,000 Window replacement at UMTS building \$270,000	
					RTACAP		\$261,000		\$261,000				
2027	PVTA011791		RTA Facility & System Modernization	Pioneer Valley Transit Authority - Rehab/Renovate - Admin Building Operations Facility - Main St •Replace Rooftop HVAC and Systems Control •Replace interior sidewalk abutting building •Repaint interior walls •Replace ceiling tiles •Replace building gutters and downspouts	5307	\$800,000	\$400,000	\$400,000			11.41.01	Design and Construction activities related the PVTA Administration building FY27 \$500,000 Main St Replace Rooftop HVAC and Systems Control \$420,000 Replace interior sidewalk abutting building \$80,000 FY28 \$68,000 Repaint interior walls and replace ceiling tiles \$40,000 Replace building gutters and downspouts \$28,000	
					RTACAP		\$100,000		\$100,000				

Appendix B.2 Additional Project Information (Transit) (Continued)

Year	MassDOT Project ID	Municipality	Program	MassDOT Project Description	Funding Source	Total Project Cost	Total Programmed Funds	Federal Funds	State Funds	Other Funds	FTA Line Item	Other Information
2027	PVTA012169		RTA Facility & System Modernization	Pioneer Valley Transit Authority - Northampton Maintenance Facility Rehab and Renovation including state of good repairs activities such as expansion of EV charging capabilities, facility expansion NEPA alternative analysis, carport for Service Vehicles	5307 RTACAP	\$1,230,000	\$312,000 \$78,000	\$312,000	\$78,000		11.44.02	Expanding EV Charging Capabilities \$500,000 Facility Expansion NEPA Analysis \$250,000 Carport for service Vehicles \$480,000 EV Expanding Capabilities FY27 \$140,000 FY28 \$360,000 Facility NEPA Alternate Analysis FY27 \$250,000 Carport for Service Vehicles FY29 \$480,000
2027	PVTA012170		RTA Vehicle Replacement	Pioneer Valley Transit Authority - •Replacement of Shuttle Transit buses less than 30'	5307 RTACAP	\$661,440	\$246,419 \$61,605	\$246,419	\$61,605		11.12.04	Replacement of PVTA Community Shuttle vehicles FY27 Two replacement vehicles \$246,419 Section 5307 \$61,605 RTACap FY31 Two Replacement Vehicles \$282,733 Section 5307 \$70,683 RTACap
2027	RTD0009860		RTA Facility & Vehicle Maintenance	Pioneer Valley Transit Authority - •Environmental Compliance for all PVTA facilities	5307 RTACAP	\$200,000	\$32,000 \$8,000	\$32,000	\$8,000		11.44.02	Environmental Compliance at all transit garages including at the 2808 Main Street Garage FY27 \$40,000 FY28 \$40,000 FY29 \$40,000 FY30 \$40,000 FY31 \$40,000
2027	RTD0010907		RTA Facility & Vehicle Maintenance	Pioneer Valley Transit Authority - •Purchase bus shelters including pedestrian access	5307 RTACAP	\$290,000	\$40,000 \$10,000	\$40,000	\$10,000		11.92.02	State 2027 (RTACAP) \$10,000 Federal 2026 Section 5307 \$40,000 State 2028 (RTACAP) \$10,000 Federal 2027 Section 5307 \$40,000 State 2029 (RTACAP) \$10,000 Federal 2028 Section 5307 \$40,000 State 2030 (RTACAP) \$14,000 Federal 2029 Section 5307 \$56,000 State 2031 (RTACAP) \$14,000 Federal 2030 Section 5307 \$56,000
2027	RTD0010908		RTA Facility & Vehicle Maintenance	Pioneer Valley Transit Authority - •Signage and Lighting at bus stop locations	5307 RTACAP	\$115,000	\$20,000 \$5,000	\$20,000	\$5,000		11.92.08	Purchase of signage equipment and lighting equipment for bus stop location and transit centers FY27 \$25,000 FY28 \$25,000 FY29 \$25,000 FY30 \$25,000 FY31 \$25,000
2027	RTD0010909		RTA Facility & Vehicle Maintenance	Pioneer Valley Transit Authority - •Bike access equipment	5307 RTACAP	\$70,000	\$11,200 \$2,800	\$11,200	\$2,800		11.92.06	Funds for the purchase of bike racks and bike parking racks FY27 \$14,000 FY28 \$14,000 FY29 \$14,000 FY30 \$14,000 FY31 \$14,000

Appendix B.2 Additional Project Information (Transit) (Continued)

Year	MassDOT Project ID	Municipality	Program	MassDOT Project Description	Funding Source	Total Project Cost	Total Programmed Funds	Federal Funds	State Funds	Other Funds	FTA Line Item	Other Information
2027	RTD0010910		RTA Facility & Vehicle Maintenance	Pioneer Valley Transit Authority - •Information Technology Systems	5307	\$19,846,775	\$2,175,365	\$2,175,365			11.42.20	Edited cashflow of RTACAP to front-end some of the match in order to achieve fiscal constraint.
					RTACAP		\$2,175,365		\$2,175,365			
2027	RTD0010911	Northampton	RTA Facility & Vehicle Maintenance	Pioneer Valley Transit Authority - •Rehab Northampton Maintenance Facility as per FTA's Section 5339 Award	5339D	\$5,705,000	\$1,400,000	\$1,400,000			11.44.02	FTA Section 5339 Funds awarded in FFY26 Renovation of maintenance area including bay floors, hydraulic lifts, HVAC system, upgrade to IT room These funds are listed with matching funds from toll credits FY27 \$1,400,000 Construction FY28 \$3,075,000 Construction
2027	RTD0010912	Amherst	RTA Facility & Vehicle Maintenance	Pioneer Valley Transit Authority - UMass Bus Maintenance Facility - •Workforce Development •Upgrade Bus Bay Lateral Expansion	RTACAP	\$11,100,000	\$40,000		\$40,000		11.44.02	*** Federal funds have been applied for in the FFY2024 Active TIP. Application approval pending from FTA. MA-2024-030 UMass Bus O&M Facility Upgrade to include Bus Bay to include design, bidding, construction and workforce development and training. FY26 Construction \$4,780,000 FY27 WFDT \$200,000 FY28 WFDT \$200,000
2027	RTD0010914		RTA Facility & Vehicle Maintenance	Pioneer Valley Transit Authority - •Purchase Shop Equipment - All Garages	5307	\$1,025,000	\$160,000	\$160,000			11.42.06	Funds to purchase equipment for all PVTA Transit garages FY27 \$200,000 FY28 \$200,000 FY29 \$225,000 FY30 \$225,000 FY31 \$225,000
					RTACAP		\$40,000		\$40,000			
2027	RTD0010928		RTA Facility & System Modernization	Pioneer Valley Transit Authority - Rehab/Renovate - Main St. Maintenance Facility - •Renovate Main St Paratransit O&M Office	5307	\$4,200,000	\$1,232,000	\$1,232,000			11.44.02	Renovations to paratransit offices and operations areas including restoring building envelope; repairs to the maintenance building roof; remove, replace and modify in-grounds lifts; Replace windows and doors in maintenance and storage buildings; renovate reuse of lower level; renovate paratransit offices FY27 \$1,540,000 FY28 \$300,000 FY29 \$1,800,000 FY30 \$1,080,000
					RTACAP		\$308,000		\$308,000			
2027	RTD0010949		RTA Vehicle Replacement	Pioneer Valley Transit Authority - •Acquire support vehicles	5307	\$228,681	\$122,894	\$122,894			11.42.11	Support vehicle replacement FY27 2 vehicle FY28 1 vehicle FY29 1 vehicle FY30 2 vehicles FY31 1 vehicle
					RTACAP		\$30,724		\$30,724			
2027	RTD0010951		RTA Facility & System Modernization	Pioneer Valley Transit Authority - Facilities Renovation - •CAPITAL State of Good Repair for all transit buildings including Admin and Maintenance	RTACAP	\$125,000	\$5,000		\$5,000		11.44.03	Annual allocation of \$25,000 for unforeseen repairs needed to transit facilities. 5307 Funds \$20,000 RTACap Funds \$5,000
2027	RTD0010955		Operating	Pioneer Valley Transit Authority - •Short Range Transit Planning	5307	\$1,350,000	\$216,000	\$216,000			44.24.00	Planning Contract with PVPC for Transit Related Planning Activities FY27 \$265,000 FY28 \$270,000 FY29 \$275,000 FY30 \$280,000 FY31 \$285,000
					SCA		\$54,000		\$54,000			

Appendix B.2 Additional Project Information (Transit) (Continued)

Year	MassDOT Project ID	Municipality	Program	MassDOT Project Description	Funding Source	Total Project Cost	Total Programmed Funds	Federal Funds	State Funds	Other Funds	FTA Line Item	Other Information
2027	RTD0010959		RTA Vehicle Replacement	Pioneer Valley Transit Authority - •Acquire supervisory vehicles	5307	\$546,646	\$88,091	\$88,091			11.42.11	Acquire supervisory vehicles for transit operations FY27 3 hybrid electric vehicles \$110,114 FY28 3 hybrid electric vehicles \$113,418 FY29 3 hybrid electric vehicles \$116,820 FY30 3 hybrid electric vehicles \$120,325 FY31 3 hybrid electric vehicles \$126,341
					RTACAP		\$22,023		\$22,023			
2027	RTD0011374		RTA Fleet Upgrades	Pioneer Valley Transit Authority - •Buy replacement 40-ft Electric and Hybrid transit buses	5307	\$36,930,325	\$5,355,303	\$5,355,303			11.12.01	FY27 - four hybrid 40' Transit Buses \$3,155,025 Section 5307 Funds \$345,731 Section 5339 Funds \$875,189 RTACap \$168,000 CARES Funds (5307) FY27 - twq electric 40' Transit Buses \$2,200,278 Section 5307 Funds \$550,069 RTACap \$84,000 CARES Funds (5307) FFY28 - five electric 40' Transit Buses \$5,078,836 Section 5307 Funds \$705,292 Section 5339 \$1,446,032 RTACap Funds \$ 210,000 CARES Funds (5307) FFY29 – three 40' Transit Buses \$2,910,444 Section 5307 Funds \$719,397 Section 5339 Funds \$907,460 RTACap Funds \$150,000 CARES Funds (5307) FFY30 – Six 40' Transit Buses \$6,900,880 Section 5307 Funds \$733,785 Section 5339 \$1,908,668 RTACap Funds \$300,000 CARES Funds (5307) FY31 - four 40' Transit Buses \$4,971,636 Section 5307 Funds \$374,230 Section 5339 \$1,336,466 RTACap Funds \$208,000 CARES Funds (5307)
					5339		\$345,731	\$345,731				
					OF		\$252,000	\$252,000				
					RTACAP		\$1,425,258		\$1,425,258			

Appendix B.2 Additional Project Information (Transit) (Continued)

Year	MassDOT Project ID	Municipality	Program	MassDOT Project Description	Funding Source	Total Project Cost	Total Programmed Funds	Federal Funds	State Funds	Other Funds	FTA Line Item	Other Information
2027	RTD0011375		RTA Fleet Upgrades	Pioneer Valley Transit Authority - •Buy replacement 35-ft buses with Electric and/or Hybrid bus	5307	\$20,464,589	\$3,057,921	\$3,057,921			11.12.02	FY27 - Four 35' Transit Buses \$3,057,921 Section 5307CR Funds \$345,731 Section 5339 Funds \$892,913 RTACap Funds \$168,000 CARES Funds (5307) FFY29 – two 35' Transit Buses \$2,285,276 Section 5307CR Funds \$596,319 RTACap Funds \$100,000 CARES Funds (5307) FY30 - Three 35' transit buses \$3,636,810 Section 5307 \$909,203 RTACap Funds \$150,000 CARES Funds (5307) FY31 - Four 35' transit buses \$4,677,303 Section 5307 \$374,231 Section 5339 \$1,314,884 RTACap Funds \$208,000 CARES Funds (5307)
					5339		\$345,731	\$345,731				
					OF		\$168,000	\$168,000				
					RTACAP		\$892,913		\$892,913			
2027	RTD0011399	Springfield	RTA Facility & System Modernization	Pioneer Valley Transit Authority - Rehab/Renovate - Maintenance Facility - Springfield O&M Facility at Cottage St. - •Electric Bus Chargers Expansion and Upgrades Phase I and Phase II	RTACAP	\$54,540,250	\$2,100,000		\$2,100,000		11.44.02	**Federal 5339 Funds have been applied for in FFY24, MA-2024-030 Federal grant 26-30 only shows state matching funds. Phase I Phase II FY26 \$20,000,000 5339 \$15,962,000 RTACap \$2,730,000 (revised as per MassDOT) FY27 \$14,500,000 5339 \$12,450,000 RTACap \$2,100,000 FY28 \$500,000 Low/No Funds \$400,000 RTACap \$100,000 FY29 \$500,000 Low/No Funds \$400,000 RTACap \$100,000 FY30 \$300,000 Low/No Funds \$400,000 RTACap \$100,000 FY30 \$300,000 Low/No Funds \$400,000 RTACap \$100,000

Appendix B.2 Additional Project Information (Transit) (Continued)

Year	MassDOT Project ID	Municipality	Program	MassDOT Project Description	Funding Source	Total Project Cost	Total Programmed Funds	Federal Funds	State Funds	Other Funds	FTA Line Item	Other Information	
Federal Fiscal Year 2028							\$21,689,969	\$16,608,087	\$5,081,882				
Pioneer Valley Transit Authority							\$21,689,969	\$16,608,087	\$5,081,882				
2028	PVTA011781	Multiple	RTA Fleet Upgrades	Pioneer Valley Transit Authority - •Replacement of Articulated 60' Transit Buses •Replacement of 60' buses with 60' buses •Replacement of 40' buses with 60' buses in 2028-29	5307	\$7,949,669	\$2,017,145	\$2,017,145			11.11.06	FY27 – Two 60' Transit Buses \$958,946 Section 5307 Funds \$239,736 RTACap Funds \$42,000 CARES Funds (5307) FY28 - Two 60' Transit Buses \$2,017,145 Section 5307 Funds \$504,286 RTACap Funds \$84,000 CARES Funds (5307) FY29 – Three 60' Transit Buses \$3,162,844 Section 5307 Funds \$790,711 RTACap Funds \$150,000 CARES Funds (5307)	
					OF		\$84,000	\$84,000					
					RTACAP		\$504,286		\$504,286				
2028	PVTA011786		RTA Facility & Vehicle Maintenance	Pioneer Valley Transit Authority - UMass Bus Maintenance Facility Upgrades - •Replacement of hydraulic lift •Replacement of RTU and controls •Upgrade building walkway and LED lights to parking areas •Upgrade facility electrical system to code •Renovate administration space •Upgrade facility restrooms and office space •Expand EV charging capabilities •Prepare a facilities assessment capital study •Upgrade fuel and storage bay doors •Replace roof at UMTS buildings •Replace windows at UMTS building	5307	\$867,000	\$1,604,000	\$1,604,000			11.44.03	Projects to continue a state of good repair at the UMass Operations and Maintenance Facility FY27 \$1,305,000 Replacement of hydraulic lift \$490,000 Replacement of RTU and controls \$310,000 Upgrade building walkway and LED lights to parking areas \$40,000 Renovate Admin space and upgrade facility restrooms A&E \$225,000 Upgrade facility electrical system to code \$60,000 Prepare a facilities assessment capital study \$180,000 FY28 \$2,005,000 Renovate Admin space and upgrade facility restrooms \$1,500,000 Expand EV charging capabilities \$280,000 Upgrade fuel and storage bay doors \$225,000 FY29 \$1,420,000 Expand EV charging capabilities, \$1,270,000 Replace roof at UMTS buildings A&E \$150,000 FY30 \$1,110,000 Replace roof at UMTS buildings \$1,060,000 Window replacement at UMTS building A&E \$50,000 FY31 \$270,000 Window replacement at UMTS building \$270,000	
					RTACAP		\$401,000		\$401,000				
2028	PVTA011791		RTA Facility & System Modernization	Pioneer Valley Transit Authority - Rehab/Renovate - Admin Building Operations Facility - Main St •Replace Rooftop HVAC and Systems Control •Replace interior sidewalk abutting building •Repaint interior walls •Replace ceiling tiles •Replace building gutters and downspouts	5307	\$800,000	\$54,400	\$54,400			11.41.01	Design and Construction activities related the PVTA Administration building FY27 \$500,000 Main St Replace Rooftop HVAC and Systems Control \$420,000 Replace interior sidewalk abutting building \$80,000 FY28 \$68,000 Repaint interior walls and replace ceiling tiles \$40,000 Replace building gutters and downspouts \$28,000	
					RTACAP		\$13,600		\$13,600				

Appendix B.2 Additional Project Information (Transit) (Continued)

Year	MassDOT Project ID	Municipality	Program	MassDOT Project Description	Funding Source	Total Project Cost	Total Programmed Funds	Federal Funds	State Funds	Other Funds	FTA Line Item	Other Information
2028	PVTA011793		RTA Facility & Vehicle Maintenance	Pioneer Valley Transit Authority - Cottage St. Maintenance Facility - •Sealcoat Asphalt Parking lot •Purchase FTA 11.44.03 •Install bus simulator under FTA 11.42.20	5307 RTACAP	\$560,000	\$448,000 \$112,000	\$448,000	\$112,000		11.44.03	FY28 Sealcoat Asphalt Parking Lot and Restripe at Cottage Street \$160,000 Purchase and install Bus Simulator \$400,000
2028	PVTA012169		RTA Facility & System Modernization	Pioneer Valley Transit Authority - Northampton Maintenance Facility Rehab and Renovation including state of good repairs activities such as expansion of EV charging capabilities, facility expansion NEPA alternative analysis, carport for Service Vehicles	5307 RTACAP	\$1,230,000	\$288,000 \$72,000	\$288,000	\$72,000		11.44.02	Expanding EV Charging Capabilities \$500,000 Facility Expansion NEPA Analysis \$250,000 Carport for service Vehicles \$480,000 EV Expanding Capabilities FY27 \$140,000 FY28 \$360,000 Facility NEPA Alternate Analysis FY27 \$250,000 Carport for Service Vehicles FY29 \$480,000
2028	RTD0009860		RTA Facility & Vehicle Maintenance	Pioneer Valley Transit Authority - •Environmental Compliance for all PVTA facilities	5307 RTACAP	\$200,000	\$32,000 \$8,000	\$32,000	\$8,000		11.44.02	Environmental Compliance at all transit garages including at the 2808 Main Street Garage FY27 \$40,000 FY28 \$40,000 FY29 \$40,000 FY30 \$40,000 FY31 \$40,000
2028	RTD0010907		RTA Facility & Vehicle Maintenance	Pioneer Valley Transit Authority - •Purchase bus shelters including pedestrian access	5307 RTACAP	\$290,000	\$40,000 \$10,000	\$40,000	\$10,000		11.92.02	State 2027 (RTACAP) \$10,000 Federal 2026 Section 5307 \$40,000 State 2028 (RTACAP) \$10,000 Federal 2027 Section 5307 \$40,000 State 2029 (RTACAP) \$10,000 Federal 2028 Section 5307 \$40,000 State 2030 (RTACAP) \$14,000 Federal 2029 Section 5307 \$56,000 State 2031 (RTACAP) \$14,000 Federal 2030 Section 5307 \$56,000
2028	RTD0010908		RTA Facility & Vehicle Maintenance	Pioneer Valley Transit Authority - •Signage and Lighting at bus stop locations	5307 RTACAP	\$115,000	\$20,000 \$5,000	\$20,000	\$5,000		11.92.08	Purchase of signage equipment and lighting equipment for bus stop location and transit centers FY27 \$25,000 FY28 \$25,000 FY29 \$25,000 FY30 \$25,000 FY31 \$25,000
2028	RTD0010909		RTA Facility & Vehicle Maintenance	Pioneer Valley Transit Authority - •Bike access equipment	5307 RTACAP	\$70,000	\$11,200 \$2,800	\$11,200	\$2,800		11.92.06	Funds for the purchase of bike racks and bike parking racks FY27 \$14,000 FY28 \$14,000 FY29 \$14,000 FY30 \$14,000 FY31 \$14,000
2028	RTD0010910		RTA Facility & Vehicle Maintenance	Pioneer Valley Transit Authority - •Information Technology Systems	5307 RTACAP	\$19,846,775	\$2,169,480 \$2,169,480	\$2,169,480	\$2,169,480		11.42.20	Edited cashflow of RTACAP to front-end some of the match in order to achieve fiscal constraint.

Appendix B.2 Additional Project Information (Transit) (Continued)

Year	MassDOT Project ID	Municipality	Program	MassDOT Project Description	Funding Source	Total Project Cost	Total Programmed Funds	Federal Funds	State Funds	Other Funds	FTA Line Item	Other Information
2028	RTD0010911	Northampton	RTA Facility & Vehicle Maintenance	Pioneer Valley Transit Authority - •Rehab Northampton Maintenance Facility as per FTA's Section 5339 Award	5339D	\$5,705,000	\$3,075,000	\$3,075,000			11.44.02	FTA Section 5339 Funds awarded in FFY26 Renovation of maintenance area including bay floors, hydraulic lifts, HVAC system, upgrade to IT room These funds are listed with matching funds from toll credits FY27 \$1,400,000 Construction FY28 \$3,075,000 Construction
2028	RTD0010912	Amherst	RTA Facility & Vehicle Maintenance	Pioneer Valley Transit Authority - UMass Bus Maintenance Facility - •Workforce Development •Upgrade Bus Bay Lateral Expansion	RTACAP	\$11,100,000	\$40,000		\$40,000		11.44.02	*** Federal funds have been applied for in the FFY2024 Active TIP. Application approval pending from FTA. MA-2024-030 UMass Bus O&M Facility Upgrade to include Bus Bay to include design, bidding, construction and workforce development and training. FY26 Construction \$4,780,000 FY27 WFDT \$200,000 FY28 WFDT \$200,000
2028	RTD0010914		RTA Facility & Vehicle Maintenance	Pioneer Valley Transit Authority - •Purchase Shop Equipment - All Garages	5307 RTACAP	\$1,025,000	\$160,000 \$40,000	\$160,000		\$40,000	11.42.06	Funds to purchase equipment for all PVTA Transit garages FY27 \$200,000 FY28 \$200,000 FY29 \$225,000 FY30 \$225,000 FY31 \$225,000
2028	RTD0010928		RTA Facility & System Modernization	Pioneer Valley Transit Authority - Rehab/Renovate - Main St. Maintenance Facility - •Renovate Main St Paratransit O&M Office	5307 RTACAP	\$4,200,000	\$240,000 \$60,000	\$240,000		\$60,000	11.44.02	Renovations to paratransit offices and operations areas including restoring building envelope; repairs to the maintenance building roof; remove, replace and modify in-grounds lifts; Replace windows and doors in maintenance and storage buildings; renovate reuse of lower level; renovate paratransit offices FY27 \$1,540,000 FY28 \$300,000 FY29 \$1,800,000 FY30 \$1,080,000
2028	RTD0010949		RTA Vehicle Replacement	Pioneer Valley Transit Authority - •Acquire support vehicles	5307 RTACAP	\$228,681	\$64,000 \$16,000	\$64,000		\$16,000	11.42.11	Support vehicle replacement FY27 2 vehicle FY28 1 vehicle FY29 1 vehicle FY30 2 vehicles FY31 1 vehicle
2028	RTD0010951		RTA Facility & System Modernization	Pioneer Valley Transit Authority - Facilities Renovation - •CAPITAL State of Good Repair for all transit buildings including Admin and Maintenance	RTACAP	\$125,000	\$5,000		\$5,000		11.44.03	Annual allocation of \$25,000 for unforeseen repairs needed to transit facilities. 5307 Funds \$20,000 RTACap Funds \$5,000
2028	RTD0010955		Operating	Pioneer Valley Transit Authority - •Short Range Transit Planning	5307 SCA	\$1,350,000	\$216,000 \$54,000	\$216,000		\$54,000	44.24.00	Planning Contract with PVPC for Transit Related Planning Activities FY27 \$265,000 FY28 \$270,000 FY29 \$275,000 FY30 \$280,000 FY31 \$285,000
2028	RTD0010959		RTA Vehicle Replacement	Pioneer Valley Transit Authority - •Acquire supervisory vehicles	5307 RTACAP	\$546,646	\$90,734 \$22,684	\$90,734		\$22,684	11.42.11	Acquire supervisory vehicles for transit operations FY27 3 hybrid electric vehicles \$110,114 FY28 3 hybrid electric vehicles \$113,418 FY29 3 hybrid electric vehicles \$116,820 FY30 3 hybrid electric vehicles \$120,325 FY31 3 hybrid electric vehicles \$126,341

Appendix B.2 Additional Project Information (Transit) (Continued)

Year	MassDOT Project ID	Municipality	Program	MassDOT Project Description	Funding Source	Total Project Cost	Total Programmed Funds	Federal Funds	State Funds	Other Funds	FTA Line Item	Other Information
2028	RTD0011374		RTA Fleet Upgrades	Pioneer Valley Transit Authority - •Buy replacement 40-ft Electric and Hybrid transit buses	5307	\$36,930,325	\$5,078,836	\$5,078,836			11.12.01	FY27 - four hybrid 40' Transit Buses \$3,155,025 Section 5307 Funds \$345,731 Section 5339 Funds \$875,189 RTACap \$168,000 CARES Funds (5307) FY27 - twq electric 40' Transit Buses \$2,200,278 Section 5307 Funds \$550,069 RTACap \$84,000 CARES Funds (5307) FFY28 - five electric 40' Transit Buses \$5,078,836 Section 5307 Funds \$705,292 Section 5339 \$1,446,032 RTACap Funds \$ 210,000 CARES Funds (5307) FFY29 – three 40' Transit Buses \$2,910,444 Section 5307 Funds \$719,397 Section 5339 Funds \$907,460 RTACap Funds \$150,000 CARES Funds (5307) FFY30 – Six 40' Transit Buses \$6,900,880 Section 5307 Funds \$733,785 Section 5339 \$1,908,668 RTACap Funds \$300,000 CARES Funds (5307) FY31 - four 40' Transit Buses \$4,971,636 Section 5307 Funds \$374,230 Section 5339 \$1,336,466 RTACap Funds \$208,000 CARES Funds (5307)
					5339		\$705,292	\$705,292				
					OF		\$210,000	\$210,000				
					RTACAP		\$1,446,032		\$1,446,032			
2028	RTD0011399	Springfield	RTA Facility & System Modernization	Pioneer Valley Transit Authority - Rehab/Renovate - Maintenance Facility - Springfield O&M Facility at Cottage St. - •Electric Bus Chargers Expansion and Upgrades Phase I and Phase II	RTACAP	\$54,540,250	\$100,000		\$100,000		11.44.02	**Federal 5339 Funds have been applied for in FFY24, MA-2024-030 Federal grant 26-30 only shows state matching funds. Phase I Phase II FY26 \$20,000,000 5339 \$15,962,000 RTACap \$2,730,000 (revised as per MassDOT) FY27 \$14,500,000 5339 \$12,450,000 RTACap \$2,100,000 FY28 \$500,000 Low/No Funds \$400,000 RTACap \$100,000 FY29 \$500,000 Low/No Funds \$400,000 RTACap \$100,000 FY30 \$300,000 Low/No Funds \$400,000 RTACap \$100,000 FY30 \$300,000 Low/No Funds \$400,000 RTACap \$100,000

Appendix B.2 Additional Project Information (Transit) (Continued)

Year	MassDOT Project ID	Municipality	Program	MassDOT Project Description	Funding Source	Total Project Cost	Total Programmed Funds	Federal Funds	State Funds	Other Funds	FTA Line Item	Other Information	
Federal Fiscal Year 2029							\$26,096,871	\$20,822,497	\$5,274,374				
Pioneer Valley Transit Authority							\$26,096,871	\$20,822,497	\$5,274,374				
2029	PVTA011781	Multiple	RTA Fleet Upgrades	Pioneer Valley Transit Authority - •Replacement of Articulated 60' Transit Buses •Replacement of 60' buses with 60' buses •Replacement of 40' buses with 60' buses in 2028-29	5307	\$7,949,669	\$3,162,844	\$3,162,844			11.11.06	FY27 – Two 60' Transit Buses \$958,946 Section 5307 Funds \$239,736 RTACap Funds \$42,000 CARES Funds (5307) FY28 - Two 60' Transit Buses \$2,017,145 Section 5307 Funds \$504,286 RTACap Funds \$84,000 CARES Funds (5307) FY29 – Three 60' Transit Buses \$3,162,844 Section 5307 Funds \$790,711 RTACap Funds \$150,000 CARES Funds (5307)	
					OF		\$150,000	\$150,000					
					RTACAP		\$790,711		\$790,711				
2029	PVTA011786		RTA Facility & Vehicle Maintenance	Pioneer Valley Transit Authority - UMass Bus Maintenance Facility Upgrades - •Replacement of hydraulic lift •Replacement of RTU and controls •Upgrade building walkway and LED lights to parking areas •Upgrade facility electrical system to code •Renovate administration space •Upgrade facility restrooms and office space •Expand EV charging capabilities •Prepare a facilities assessment capital study •Upgrade fuel and storage bay doors •Replace roof at UMTS buildings •Replace windows at UMTS building	5307	\$867,000	\$1,136,000	\$1,136,000			11.44.03	Projects to continue a state of good repair at the UMass Operations and Maintenance Facility FY27 \$1,305,000 Replacement of hydraulic lift \$490,000 Replacement of RTU and controls \$310,000 Upgrade building walkway and LED lights to parking areas \$40,000 Renovate Admin space and upgrade facility restrooms A&E \$225,000 Upgrade facility electrical system to code \$60,000 Prepare a facilities assessment capital study \$180,000 FY28 \$2,005,000 Renovate Admin space and upgrade facility restrooms \$1,500,000 Expand EV charging capabilities \$280,000 Upgrade fuel and storage bay doors \$225,000 FY29 \$1,420,000 Expand EV charging capabilities, \$1,270,000 Replace roof at UMTS buildings A&E \$150,000 FY30 \$1,110,000 Replace roof at UMTS buildings \$1,060,000 Window replacement at UMTS building A&E \$50,000 FY31 \$270,000 Window replacement at UMTS building \$270,000	
					RTACAP		\$284,000		\$284,000				
2029	PVTA011794		RTA Facility & System Modernization	Pioneer Valley Transit Authority - Rehab/Renovate - Cottage Street Facility - •Phase III and IV Alternative Fuel	5307CR	\$34,500,000	\$4,320,000	\$4,320,000			11.44.03	Phase III and IV of the alternative fuel charging project, includes design activities as well as construction FY29 \$5,400,000 Design and associated services FHWA/FTA Funds \$4,320,000 RTACap \$1,080,000 FY30 \$18,000,000 Construction and related activities Discretionary 5339 \$14,400,000 RTACap \$3,600,000 FY31 \$18,000,000 Construction and related activities	
					RTACAP		\$1,080,000		\$1,080,000				

Appendix B.2 Additional Project Information (Transit) (Continued)

Year	MassDOT Project ID	Municipality	Program	MassDOT Project Description	Funding Source	Total Project Cost	Total Programmed Funds	Federal Funds	State Funds	Other Funds	FTA Line Item	Other Information
2029	PVTA012169		RTA Facility & System Modernization	Pioneer Valley Transit Authority - Northampton Maintenance Facility Rehab and Renovation including state of good repairs activities such as expansion of EV charging capabilities, facility expansion NEPA alternative analysis, carport for Service Vehicles	5307 RTACAP	\$1,230,000	\$384,000	\$384,000			11.44.02	Expanding EV Charging Capabilities \$500,000 Facility Expansion NEPA Analysis \$250,000 Carport for service Vehicles \$480,000 EV Expanding Capabilities FY27 \$140,000 FY28 \$360,000 Facility NEPA Alternate Analysis FY27 \$250,000 Carport for Service Vehicles FY29 \$480,000
2029	RTD0009860		RTA Facility & Vehicle Maintenance	Pioneer Valley Transit Authority - •Environmental Compliance for all PVTA facilities	5307 RTACAP	\$200,000	\$32,000	\$32,000			11.44.02	Environmental Compliance at all transit garages including at the 2808 Main Street Garage FY27 \$40,000 FY28 \$40,000 FY29 \$40,000 FY30 \$40,000 FY31 \$40,000
2029	RTD0010907		RTA Facility & Vehicle Maintenance	Pioneer Valley Transit Authority - •Purchase bus shelters including pedestrian access	5307 RTACAP	\$290,000	\$40,000	\$40,000			11.92.02	State 2027 (RTACAP) \$10,000 Federal 2026 Section 5307 \$40,000 State 2028 (RTACAP) \$10,000 Federal 2027 Section 5307 \$40,000 State 2029 (RTACAP) \$10,000 Federal 2028 Section 5307 \$40,000 State 2030 (RTACAP) \$14,000 Federal 2029 Section 5307 \$56,000 State 2031 (RTACAP) \$14,000 Federal 2030 Section 5307 \$56,000
2029	RTD0010908		RTA Facility & Vehicle Maintenance	Pioneer Valley Transit Authority - •Signage and Lighting at bus stop locations	5307 RTACAP	\$115,000	\$20,000	\$20,000			11.92.08	Purchase of signage equipment and lighting equipment for bus stop location and transit centers FY27 \$25,000 FY28 \$25,000 FY29 \$25,000 FY30 \$25,000 FY31 \$25,000
2029	RTD0010909		RTA Facility & Vehicle Maintenance	Pioneer Valley Transit Authority - •Bike access equipment	5307 RTACAP	\$70,000	\$11,200	\$11,200			11.92.06	Funds for the purchase of bike racks and bike parking racks FY27 \$14,000 FY28 \$14,000 FY29 \$14,000 FY30 \$14,000 FY31 \$14,000
2029	RTD0010910		RTA Facility & Vehicle Maintenance	Pioneer Valley Transit Authority - •Information Technology Systems	5307 RTACAP	\$19,846,775	\$3,394,880	\$3,394,880			11.42.20	Edited cashflow of RTACAP to front-end some of the match in order to achieve fiscal constraint.
2029	RTD0010912	Amherst	RTA Facility & Vehicle Maintenance	Pioneer Valley Transit Authority - UMass Bus Maintenance Facility - •Workforce Development •Upgrade Bus Bay Lateral Expansion	RTACAP	\$11,100,000	\$40,000		\$40,000		11.44.02	*** Federal funds have been applied for in the FFY2024 Active TIP. Application approval pending from FTA. MA-2024-030 UMass Bus O&M Facility Upgrade to include Bus Bay to include design, bidding, construction and workforce development and training. FY26 Construction \$4,780,000 FY27 WFDT \$200,000 FY28 WFDT \$200,000

Appendix B.2 Additional Project Information (Transit) (Continued)

Year	MassDOT Project ID	Municipality	Program	MassDOT Project Description	Funding Source	Total Project Cost	Total Programmed Funds	Federal Funds	State Funds	Other Funds	FTA Line Item	Other Information
2029	RTD0010914		RTA Facility & Vehicle Maintenance	Pioneer Valley Transit Authority - •Purchase Shop Equipment - All Garages	5307 RTACAP	\$1,025,000	\$180,000 \$45,000	\$180,000	\$45,000		11.42.06	Funds to purchase equipment for all PVTA Transit garages FY27 \$200,000 FY28 \$200,000 FY29 \$225,000 FY30 \$225,000 FY31 \$225,000
2029	RTD0010928		RTA Facility & System Modernization	Pioneer Valley Transit Authority - Rehab/Renovate - Main St. Maintenance Facility - •Renovate Main St Paratransit O&M Office	5307 RTACAP	\$4,200,000	\$1,440,000 \$360,000	\$1,440,000	\$360,000		11.44.02	Renovations to paratransit offices and operations areas including restoring building envelope; repairs to the maintenance building roof; remove, replace and modify in-grounds lifts; Replace windows and doors in maintenance and storage buildings; renovate reuse of lower level; renovate paratransit offices FY27 \$1,540,000 FY28 \$300,000 FY29 \$1,800,000 FY30 \$1,080,000
2029	RTD0010949		RTA Vehicle Replacement	Pioneer Valley Transit Authority - •Acquire support vehicles	5307 RTACAP	\$228,681	\$68,000 \$17,000	\$68,000	\$17,000		11.42.11	Support vehicle replacement FY27 2 vehicle FY28 1 vehicle FY29 1 vehicle FY30 2 vehicles FY31 1 vehicle
2029	RTD0010951		RTA Facility & System Modernization	Pioneer Valley Transit Authority - Facilities Renovation - •CAPITAL State of Good Repair for all transit buildings including Admin and Maintenance	RTACAP	\$125,000	\$5,000		\$5,000		11.44.03	Annual allocation of \$25,000 for unforeseen repairs needed to transit facilities. 5307 Funds \$20,000 RTACap Funds \$5,000
2029	RTD0010955		Operating	Pioneer Valley Transit Authority - •Short Range Transit Planning	5307 SCA	\$1,350,000	\$225,000 \$55,000	\$225,000	\$55,000		44.24.00	Planning Contract with PVPC for Transit Related Planning Activities FY27 \$265,000 FY28 \$270,000 FY29 \$275,000 FY30 \$280,000 FY31 \$285,000
2029	RTD0010959		RTA Vehicle Replacement	Pioneer Valley Transit Authority - •Acquire supervisory vehicles	5307 RTACAP	\$546,646	\$93,456 \$23,364	\$93,456	\$23,364		11.42.11	Acquire supervisory vehicles for transit operations FY27 3 hybrid electric vehicles \$110,114 FY28 3 hybrid electric vehicles \$113,418 FY29 3 hybrid electric vehicles \$116,820 FY30 3 hybrid electric vehicles \$120,325 FY31 3 hybrid electric vehicles \$126,341

Appendix B.2 Additional Project Information (Transit) (Continued)

Year	MassDOT Project ID	Municipality	Program	MassDOT Project Description	Funding Source	Total Project Cost	Total Programmed Funds	Federal Funds	State Funds	Other Funds	FTA Line Item	Other Information		
2029	RTD0011374		RTA Fleet Upgrades	Pioneer Valley Transit Authority - •Buy replacement 40-ft Electric and Hybrid transit buses								FY27 - four hybrid 40' Transit Buses \$3,155,025 Section 5307 Funds \$345,731 Section 5339 Funds \$875,189 RTACap \$168,000 CARES Funds (5307)		
													FY27 - twq electric 40' Transit Buses \$2,200,278 Section 5307 Funds \$550,069 RTACap \$84,000 CARES Funds (5307)	
														FFY28 - five electric 40' Transit Buses \$5,078,836 Section 5307 Funds \$705,292 Section 5339 \$1,446,032 RTACap Funds \$ 210,000 CARES Funds (5307)
														FFY29 – three 40' Transit Buses \$2,910,444 Section 5307 Funds \$719,397 Section 5339 Funds \$907,460 RTACap Funds \$150,000 CARES Funds (5307)
					5307	\$36,930,325	\$2,910,444	\$2,910,444			11.12.01	FY31 - four 40' Transit Buses \$4,971,636 Section 5307 Funds \$374,230 Section 5339 \$1,336,466 RTACap Funds \$208,000 CARES Funds (5307)		
					5339		\$719,397	\$719,397						
					OF		\$150,000	\$150,000						
					RTACAP		\$907,460		\$907,460					
2029	RTD0011375		RTA Fleet Upgrades	Pioneer Valley Transit Authority - •Buy replacement 35-ft buses with Electric and/or Hybrid bus								FY27 - Four 35' Transit Buses \$3,057,921 Section 5307CR Funds \$345,731 Section 5339 Funds \$892,913 RTACap Funds \$168,000 CARES Funds (5307)		
													FFY29 – two 35' Transit Buses \$2,285,276 Section 5307CR Funds \$596,319 RTACap Funds \$100,000 CARES Funds (5307)	
														FY30 - Three 35' transit buses \$3,636,810 Section 5307 \$909,203 RTACap Funds \$150,000 CARES Funds (5307)
					5307	\$20,464,589	\$2,285,276	\$2,285,276			11.12.02			
					OF		\$100,000	\$100,000						
					RTACAP		\$596,319		\$596,319					

Appendix B.2 Additional Project Information (Transit) (Continued)

Year	MassDOT Project ID	Municipality	Program	MassDOT Project Description	Funding Source	Total Project Cost	Total Programmed Funds	Federal Funds	State Funds	Other Funds	FTA Line Item	Other Information
2029	RTD0011399	Springfield	RTA Facility & System Modernization	Pioneer Valley Transit Authority - Rehab/Renovate - Maintenance Facility - Springfield O&M Facility at Cottage St. - •Electric Bus Chargers Expansion and Upgrades Phase I and Phase II	RTACAP	\$54,540,250	\$100,000		\$100,000		11.44.02	<p>**Federal 5339 Funds have been applied for in FFY24, MA-2024-030 Federal grant 26-30 only shows state matching funds.</p> <p>Phase I Phase II FY26 \$20,000,000 5339 \$15,962,000 RTACap \$2,730,000 (revised as per MassDOT)</p> <p>FY27 \$14,500,000 5339 \$12,450,000 RTACap \$2,100,000</p> <p>FY28 \$500,000 Low/No Funds \$400,000 RTACap \$100,000</p> <p>FY29 \$500,000 Low/No Funds \$400,000 RTACap \$100,000</p> <p>FY30 \$300,000 Low/No Funds \$400,000 RTACap \$100,000</p> <p>FY30 \$300,000 Low/No Funds \$400,000 RTACap \$100,000</p>

Appendix B.2 Additional Project Information (Transit) (Continued)

Year	MassDOT Project ID	Municipality	Program	MassDOT Project Description	Funding Source	Total Project Cost	Total Programmed Funds	Federal Funds	State Funds	Other Funds	FTA Line Item	Other Information	
Federal Fiscal Year 2030							\$22,154,577	\$17,729,661	\$4,424,916				
Pioneer Valley Transit Authority							\$22,154,577	\$17,729,661	\$4,424,916				
2030	PVTA011786		RTA Facility & Vehicle Maintenance	Pioneer Valley Transit Authority - UMass Bus Maintenance Facility Upgrades - <ul style="list-style-type: none"> •Replacement of hydraulic lift •Replacement of RTU and controls •Upgrade building walkway and LED lights to parking areas •Upgrade facility electrical system to code •Renovate administration space •Upgrade facility restrooms and office space •Expand EV charging capabilities •Prepare a facilities assessment capital study •Upgrade fuel and storage bay doors •Replace roof at UMTS buildings •Replace windows at UMTS building 	5307	\$867,000	\$888,000	\$888,000			11.44.03	Projects to continue a state of good repair at the UMass Operations and Maintenance Facility FY27 \$1,305,000 Replacement of hydraulic lift \$490,000 Replacement of RTU and controls \$310,000 Upgrade building walkway and LED lights to parking areas \$40,000 Renovate Admin space and upgrade facility restrooms A&E \$225,000 Upgrade facility electrical system to code \$60,000 Prepare a facilities assessment capital study \$180,000 FY28 \$2,005,000 Renovate Admin space and upgrade facility restrooms \$1,500,000 Expand EV charging capabilities \$280,000 Upgrade fuel and storage bay doors \$225,000 FY29 \$1,420,000 Expand EV charging capabilities, \$1,270,000 Replace roof at UMTS buildings A&E \$150,000 FY30 \$1,110,000 Replace roof at UMTS buildings \$1,060,000 Window replacement at UMTS building A&E \$50,000 FY31 \$270,000 Window replacement at UMTS building \$270,000	
					RTACAP		\$222,000		\$222,000				
2030	RTD0009860		RTA Facility & Vehicle Maintenance	Pioneer Valley Transit Authority - <ul style="list-style-type: none"> •Environmental Compliance for all PVTA facilities 	5307	\$200,000	\$32,000	\$32,000			11.44.02	Environmental Compliance at all transit garages including at the 2808 Main Street Garage FY27 \$40,000 FY28 \$40,000 FY29 \$40,000 FY30 \$40,000 FY31 \$40,000	
					RTACAP		\$8,000		\$8,000				
2030	RTD0010907		RTA Facility & Vehicle Maintenance	Pioneer Valley Transit Authority - <ul style="list-style-type: none"> •Purchase bus shelters including pedestrian access 	5307	\$290,000	\$56,000	\$56,000			11.92.02	State 2027 (RTACAP) \$10,000 Federal 2026 Section 5307 \$40,000 State 2028 (RTACAP) \$10,000 Federal 2027 Section 5307 \$40,000 State 2029 (RTACAP) \$10,000 Federal 2028 Section 5307 \$40,000 State 2030 (RTACAP) \$14,000 Federal 2029 Section 5307 \$56,000 State 2031 (RTACAP) \$14,000 Federal 2030 Section 5307 \$56,000	
					RTACAP		\$14,000		\$14,000				
2030	RTD0010908		RTA Facility & Vehicle Maintenance	Pioneer Valley Transit Authority - <ul style="list-style-type: none"> •Signage and Lighting at bus stop locations 	5307	\$115,000	\$20,000	\$20,000			11.92.08	Purchase of signage equipment and lighting equipment for bus stop location and transit centers FY27 \$25,000 FY28 \$25,000 FY29 \$25,000 FY30 \$25,000 FY31 \$25,000	
					RTACAP		\$5,000		\$5,000				

Appendix B.2 Additional Project Information (Transit) (Continued)

Year	MassDOT Project ID	Municipality	Program	MassDOT Project Description	Funding Source	Total Project Cost	Total Programmed Funds	Federal Funds	State Funds	Other Funds	FTA Line Item	Other Information
2030	RTD0010909		RTA Facility & Vehicle Maintenance	Pioneer Valley Transit Authority - •Bike access equipment	5307 RTACAP	\$70,000	\$11,200 \$2,800	\$11,200	\$2,800		11.92.06	Funds for the purchase of bike racks and bike parking racks FY27 \$14,000 FY28 \$14,000 FY29 \$14,000 FY30 \$14,000 FY31 \$14,000
2030	RTD0010910		RTA Facility & Vehicle Maintenance	Pioneer Valley Transit Authority - •Information Technology Systems	5307 RTACAP	\$19,846,775	\$3,496,726 \$874,182	\$3,496,726	\$874,182		11.42.20	Edited cashflow of RTACAP to front-end some of the match in order to achieve fiscal constraint.
2030	RTD0010914		RTA Facility & Vehicle Maintenance	Pioneer Valley Transit Authority - •Purchase Shop Equipment - All Garages	5307 RTACAP	\$1,025,000	\$180,000 \$45,000	\$180,000	\$45,000		11.42.06	Funds to purchase equipment for all PVTA Transit garages FY27 \$200,000 FY28 \$200,000 FY29 \$225,000 FY30 \$225,000 FY31 \$225,000
2030	RTD0010928		RTA Facility & System Modernization	Pioneer Valley Transit Authority - Rehab/Renovate - Main St. Maintenance Facility - •Renovate Main St Paratransit O&M Office	5307 RTACAP	\$4,200,000	\$864,000 \$216,000	\$864,000	\$216,000		11.44.02	Renovations to paratransit offices and operations areas including restoring building envelope; repairs to the maintenance building roof; remove, replace and modify in-grounds lifts; Replace windows and doors in maintenance and storage buildings; renovate reuse of lower level; renovate paratransit offices FY27 \$1,540,000 FY28 \$300,000 FY29 \$1,800,000 FY30 \$1,080,000
2030	RTD0010949		RTA Vehicle Replacement	Pioneer Valley Transit Authority - •Acquire support vehicles	5307 RTACAP	\$228,681	\$136,000 \$34,000	\$136,000	\$34,000		11.42.11	Support vehicle replacement FY27 2 vehicle FY28 1 vehicle FY29 1 vehicle FY30 2 vehicles FY31 1 vehicle
2030	RTD0010951		RTA Facility & System Modernization	Pioneer Valley Transit Authority - Facilities Renovation - •CAPITAL State of Good Repair for all transit buildings including Admin and Maintenance	RTACAP	\$125,000	\$5,000		\$5,000		11.44.03	Annual allocation of \$25,000 for unforeseen repairs needed to transit facilities. 5307 Funds \$20,000 RTACap Funds \$5,000
2030	RTD0010955		Operating	Pioneer Valley Transit Authority - •Short Range Transit Planning	5307 SCA	\$1,350,000	\$228,000 \$57,000	\$228,000	\$57,000		44.24.00	Planning Contract with PVPC for Transit Related Planning Activities FY27 \$265,000 FY28 \$270,000 FY29 \$275,000 FY30 \$280,000 FY31 \$285,000
2030	RTD0010959		RTA Vehicle Replacement	Pioneer Valley Transit Authority - •Acquire supervisory vehicles	5307 RTACAP	\$546,646	\$96,260 \$24,065	\$96,260	\$24,065		11.42.11	Acquire supervisory vehicles for transit operations FY27 3 hybrid electric vehicles \$110,114 FY28 3 hybrid electric vehicles \$113,418 FY29 3 hybrid electric vehicles \$116,820 FY30 3 hybrid electric vehicles \$120,325 FY31 3 hybrid electric vehicles \$126,341

Appendix B.2 Additional Project Information (Transit) (Continued)

Year	MassDOT Project ID	Municipality	Program	MassDOT Project Description	Funding Source	Total Project Cost	Total Programmed Funds	Federal Funds	State Funds	Other Funds	FTA Line Item	Other Information		
2030	RTD0011374		RTA Fleet Upgrades	Pioneer Valley Transit Authority - •Buy replacement 40-ft Electric and Hybrid transit buses								FY27 - four hybrid 40' Transit Buses \$3,155,025 Section 5307 Funds \$345,731 Section 5339 Funds \$875,189 RTACap \$168,000 CARES Funds (5307)		
													FY27 - twq electric 40' Transit Buses \$2,200,278 Section 5307 Funds \$550,069 RTACap \$84,000 CARES Funds (5307)	
														FFY28 - five electric 40' Transit Buses \$5,078,836 Section 5307 Funds \$705,292 Section 5339 \$1,446,032 RTACap Funds \$ 210,000 CARES Funds (5307)
														FFY29 – three 40' Transit Buses \$2,910,444 Section 5307 Funds \$719,397 Section 5339 Funds \$907,460 RTACap Funds \$150,000 CARES Funds (5307)
					5307	\$36,930,325	\$6,900,880	\$6,900,880			11.12.01	FY31 - four 40' Transit Buses \$4,971,636 Section 5307 Funds \$374,230 Section 5339 \$1,336,466 RTACap Funds \$208,000 CARES Funds (5307)		
					5339		\$733,785	\$733,785						
					OF		\$300,000	\$300,000						
					RTACAP		\$1,908,666		\$1,908,666					
2030	RTD0011375		RTA Fleet Upgrades	Pioneer Valley Transit Authority - •Buy replacement 35-ft buses with Electric and/or Hybrid bus								FY27 - Four 35' Transit Buses \$3,057,921 Section 5307CR Funds \$345,731 Section 5339 Funds \$892,913 RTACap Funds \$168,000 CARES Funds (5307)		
													FFY29 – two 35' Transit Buses \$2,285,276 Section 5307CR Funds \$596,319 RTACap Funds \$100,000 CARES Funds (5307)	
														FY30 - Three 35' transit buses \$3,636,810 Section 5307 \$909,203 RTACap Funds \$150,000 CARES Funds (5307)
					5307	\$20,464,589	\$3,636,810	\$3,636,810			11.12.02			
					OF		\$150,000	\$150,000						
					RTACAP		\$909,203		\$909,203					

Appendix B.2 Additional Project Information (Transit) (Continued)

Year	MassDOT Project ID	Municipality	Program	MassDOT Project Description	Funding Source	Total Project Cost	Total Programmed Funds	Federal Funds	State Funds	Other Funds	FTA Line Item	Other Information
2030	RTD0011399	Springfield	RTA Facility & System Modernization	Pioneer Valley Transit Authority - Rehab/Renovate - Maintenance Facility - Springfield O&M Facility at Cottage St. - •Electric Bus Chargers Expansion and Upgrades Phase I and Phase II	RTACAP	\$54,540,250	\$100,000		\$100,000		11.44.02	<p>**Federal 5339 Funds have been applied for in FFY24, MA-2024-030 Federal grant 26-30 only shows state matching funds.</p> <p>Phase I Phase II FY26 \$20,000,000 5339 \$15,962,000 RTACap \$2,730,000 (revised as per MassDOT)</p> <p>FY27 \$14,500,000 5339 \$12,450,000 RTACap \$2,100,000</p> <p>FY28 \$500,000 Low/No Funds \$400,000 RTACap \$100,000</p> <p>FY29 \$500,000 Low/No Funds \$400,000 RTACap \$100,000</p> <p>FY30 \$300,000 Low/No Funds \$400,000 RTACap \$100,000</p> <p>FY30 \$300,000 Low/No Funds \$400,000 RTACap \$100,000</p>

Appendix B.2 Additional Project Information (Transit) (Continued)

Year	MassDOT Project ID	Municipality	Program	MassDOT Project Description	Funding Source	Total Project Cost	Total Programmed Funds	Federal Funds	State Funds	Other Funds	FTA Line Item	Other Information	
Federal Fiscal Year 2031							\$25,349,317	\$20,237,053	\$5,112,264				
Pioneer Valley Transit Authority							\$25,349,317	\$20,237,053	\$5,112,264				
2031	PVTA011786		RTA Facility & Vehicle Maintenance	Pioneer Valley Transit Authority - UMass Bus Maintenance Facility Upgrades - <ul style="list-style-type: none"> •Replacement of hydraulic lift •Replacement of RTU and controls •Upgrade building walkway and LED lights to parking areas •Upgrade facility electrical system to code •Renovate administration space •Upgrade facility restrooms and office space •Expand EV charging capabilities •Prepare a facilities assessment capital study •Upgrade fuel and storage bay doors •Replace roof at UMTS buildings •Replace windows at UMTS building 	5307 RTACAP	\$867,000	\$216,000	\$216,000			11.44.03	Projects to continue a state of good repair at the UMass Operations and Maintenance Facility FY27 \$1,305,000 Replacement of hydraulic lift \$490,000 Replacement of RTU and controls \$310,000 Upgrade building walkway and LED lights to parking areas \$40,000 Renovate Admin space and upgrade facility restrooms A&E \$225,000 Upgrade facility electrical system to code \$60,000 Prepare a facilities assessment capital study \$180,000 FY28 \$2,005,000 Renovate Admin space and upgrade facility restrooms \$1,500,000 Expand EV charging capabilities \$280,000 Upgrade fuel and storage bay doors \$225,000 FY29 \$1,420,000 Expand EV charging capabilities, \$1,270,000 Replace roof at UMTS buildings A&E \$150,000 FY30 \$1,110,000 Replace roof at UMTS buildings \$1,060,000 Window replacement at UMTS building A&E \$50,000 FY31 \$270,000 Window replacement at UMTS building \$270,000	
							\$54,000		\$54,000				
2031	PVTA012170		RTA Vehicle Replacement	Pioneer Valley Transit Authority - <ul style="list-style-type: none"> •Replacement of Shuttle Transit buses less than 30' 	5307 RTACAP	\$661,440	\$282,733	\$282,733			11.12.04	Replacement of PVTA Community Shuttle vehicles FY27 Two replacement vehicles \$246,419 Section 5307 \$61,605 RTACAP FY31 Two Replacement Vehicles \$282,733 Section 5307 \$70,683 RTACAP	
							\$70,683		\$70,683				
2031	RTD0009860		RTA Facility & Vehicle Maintenance	Pioneer Valley Transit Authority - <ul style="list-style-type: none"> •Environmental Compliance for all PVTA facilities 	5307 RTACAP	\$200,000	\$32,000	\$32,000			11.44.02	Environmental Compliance at all transit garages including at the 2808 Main Street Garage FY27 \$40,000 FY28 \$40,000 FY29 \$40,000 FY30 \$40,000 FY31 \$40,000	
							\$8,000		\$8,000				
2031	RTD0010907		RTA Facility & Vehicle Maintenance	Pioneer Valley Transit Authority - <ul style="list-style-type: none"> •Purchase bus shelters including pedestrian access 	5307 RTACAP	\$290,000	\$56,000	\$56,000			11.92.02	State 2027 (RTACAP) \$10,000 Federal 2026 Section 5307 \$40,000 State 2028 (RTACAP) \$10,000 Federal 2027 Section 5307 \$40,000 State 2029 (RTACAP) \$10,000 Federal 2028 Section 5307 \$40,000 State 2030 (RTACAP) \$14,000 Federal 2029 Section 5307 \$56,000 State 2031 (RTACAP) \$14,000 Federal 2030 Section 5307 \$56,000	
							\$14,000		\$14,000				

Appendix B.2 Additional Project Information (Transit) (Continued)

Year	MassDOT Project ID	Municipality	Program	MassDOT Project Description	Funding Source	Total Project Cost	Total Programmed Funds	Federal Funds	State Funds	Other Funds	FTA Line Item	Other Information
2031	RTD0010908		RTA Facility & Vehicle Maintenance	Pioneer Valley Transit Authority - •Signage and Lighting at bus stop locations	5307	\$115,000	\$20,000	\$20,000			11.92.08	Purchase of signage equipment and lighting equipment for bus stop location and transit centers FY27 \$25,000 FY28 \$25,000 FY29 \$25,000 FY30 \$25,000 FY31 \$25,000
					RTACAP		\$5,000		\$5,000			
2031	RTD0010909		RTA Facility & Vehicle Maintenance	Pioneer Valley Transit Authority - •Bike access equipment	5307	\$70,000	\$11,200	\$11,200			11.92.06	Funds for the purchase of bike racks and bike parking racks FY27 \$14,000 FY28 \$14,000 FY29 \$14,000 FY30 \$14,000 FY31 \$14,000
					RTACAP		\$2,800		\$2,800			
2031	RTD0010910		RTA Facility & Vehicle Maintenance	Pioneer Valley Transit Authority - •Information Technology Systems	5307	\$19,846,775	\$3,601,628	\$3,601,628			11.42.20	Edited cashflow of RTACAP to front-end some of the match in order to achieve fiscal constraint.
					RTACAP		\$900,407		\$900,407			
2031	RTD0010914		RTA Facility & Vehicle Maintenance	Pioneer Valley Transit Authority - •Purchase Shop Equipment - All Garages	5307	\$1,025,000	\$180,000	\$180,000			11.42.06	Funds to purchase equipment for all PVTA Transit garages FY27 \$200,000 FY28 \$200,000 FY29 \$225,000 FY30 \$225,000 FY31 \$225,000
					RTACAP		\$45,000		\$45,000			
2031	RTD0010915		Operating	Pioneer Valley Transit Authority - •ADA Operating Assistance	5307	\$6,384,352	\$1,063,639	\$1,063,639			11.7C.00	
					SCA		\$265,910		\$265,910			
2031	RTD0010933		Operating	Pioneer Valley Transit Authority - •Preventative Maintenance	5307	\$21,407,431	\$3,560,878	\$3,560,878			11.7A.00	FY31 FY30 5307 funds \$3,560,878 FY31 SCA Funds \$890,220
					SCA		\$890,220		\$890,220			
2031	RTD0010949		RTA Vehicle Replacement	Pioneer Valley Transit Authority - •Acquire support vehicles	5307	\$228,681	\$70,502	\$70,502			11.42.11	Support vehicle replacement FY27 2 vehicle FY28 1 vehicle FY29 1 vehicle FY30 2 vehicles FY31 1 vehicle
					RTACAP		\$17,626		\$17,626			
2031	RTD0010951		RTA Facility & System Modernization	Pioneer Valley Transit Authority - Facilities Renovation - •CAPITAL State of Good Repair for all transit buildings including Admin and Maintenance	RTACAP	\$125,000	\$5,000		\$5,000		11.44.03	Annual allocation of \$25,000 for unforeseen repairs needed to transit facilities. 5307 Funds \$20,000 RTACap Funds \$5,000
2031	RTD0010955		Operating	Pioneer Valley Transit Authority - •Short Range Transit Planning	5307	\$1,350,000	\$228,000	\$228,000			44.24.00	Planning Contract with PVPC for Transit Related Planning Activities FY27 \$265,000 FY28 \$270,000 FY29 \$275,000 FY30 \$280,000 FY31 \$285,000
					SCA		\$57,000		\$57,000			
2031	RTD0010959		RTA Vehicle Replacement	Pioneer Valley Transit Authority - •Acquire supervisory vehicles	5307	\$546,646	\$101,073	\$101,073			11.42.11	Acquire supervisory vehicles for transit operations FY27 3 hybrid electric vehicles \$110,114 FY28 3 hybrid electric vehicles \$113,418 FY29 3 hybrid electric vehicles \$116,820 FY30 3 hybrid electric vehicles \$120,325 FY31 3 hybrid electric vehicles \$126,341
					RTACAP		\$25,268		\$25,268			

Appendix B.2 Additional Project Information (Transit) (Continued)

Year	MassDOT Project ID	Municipality	Program	MassDOT Project Description	Funding Source	Total Project Cost	Total Programmed Funds	Federal Funds	State Funds	Other Funds	FTA Line Item	Other Information
2031	RTD0011374		RTA Fleet Upgrades	Pioneer Valley Transit Authority - •Buy replacement 40-ft Electric and Hybrid transit buses	5307	\$36,930,325	\$4,971,636	\$4,971,636			11.12.01	FY27 - four hybrid 40' Transit Buses \$3,155,025 Section 5307 Funds \$345,731 Section 5339 Funds \$875,189 RTACap \$168,000 CARES Funds (5307) FY27 - two electric 40' Transit Buses \$2,200,278 Section 5307 Funds \$550,069 RTACap \$84,000 CARES Funds (5307) FFY28 - five electric 40' Transit Buses \$5,078,836 Section 5307 Funds \$705,292 Section 5339 \$1,446,032 RTACap Funds \$ 210,000 CARES Funds (5307) FFY29 - three 40' Transit Buses \$2,910,444 Section 5307 Funds \$719,397 Section 5339 Funds \$907,460 RTACap Funds \$150,000 CARES Funds (5307) FFY30 - Six 40' Transit Buses \$6,900,880 Section 5307 Funds \$733,785 Section 5339 \$1,908,668 RTACap Funds \$300,000 CARES Funds (5307) FY31 - four 40' Transit Buses \$4,971,636 Section 5307 Funds \$374,230 Section 5339 \$1,336,466 RTACap Funds \$208,000 CARES Funds (5307)
					5339		\$374,230	\$374,230				
					OF		\$208,000	\$208,000				
					RTACAP		\$1,336,466		\$1,336,466			
2031	RTD0011375		RTA Fleet Upgrades	Pioneer Valley Transit Authority - •Buy replacement 35-ft buses with Electric and/or Hybrid bus	5307	\$20,464,589	\$4,677,303	\$4,677,303			11.12.02	FY27 - Four 35' Transit Buses \$3,057,921 Section 5307CR Funds \$345,731 Section 5339 Funds \$892,913 RTACap Funds \$168,000 CARES Funds (5307) FFY29 - two 35' Transit Buses \$2,285,276 Section 5307CR Funds \$596,319 RTACap Funds \$100,000 CARES Funds (5307) FY30 - Three 35' transit buses \$3,636,810 Section 5307 \$909,203 RTACap Funds \$150,000 CARES Funds (5307) FY31 - Four 35' transit buses \$4,677,303 Section 5307 \$374,231 Section 5339 \$1,314,884 RTACap Funds \$208,000 CARES Funds (5307)
					5339		\$374,231	\$374,231				
					OF		\$208,000	\$208,000				
					RTACAP		\$1,314,884		\$1,314,884			

Appendix B.2 Additional Project Information (Transit) (Continued)

Year	MassDOT Project ID	Municipality	Program	MassDOT Project Description	Funding Source	Total Project Cost	Total Programmed Funds	Federal Funds	State Funds	Other Funds	FTA Line Item	Other Information
2031	RTD0011399	Springfield	RTA Facility & System Modernization	Pioneer Valley Transit Authority - Rehab/Renovate - Maintenance Facility - Springfield O&M Facility at Cottage St. - •Electric Bus Chargers Expansion and Upgrades Phase I and Phase II	RTACAP	\$54,540,250	\$100,000		\$100,000		11.44.02	<p>**Federal 5339 Funds have been applied for in FFY24, MA-2024-030 Federal grant 26-30 only shows state matching funds.</p> <p>Phase I Phase II FY26 \$20,000,000 5339 \$15,962,000 RTACap \$2,730,000 (revised as per MassDOT)</p> <p>FY27 \$14,500,000 5339 \$12,450,000 RTACap \$2,100,000</p> <p>FY28 \$500,000 Low/No Funds \$400,000 RTACap \$100,000</p> <p>FY29 \$500,000 Low/No Funds \$400,000 RTACap \$100,000</p> <p>FY30 \$300,000 Low/No Funds \$400,000 RTACap \$100,000</p> <p>FY30 \$300,000 Low/No Funds \$400,000 RTACap \$100,000</p>

Appendix C Operating and Maintenance Expenditures 2027-2031

Operating and Maintenance Expenditures as of April 2026					
Pioneer Valley					
Program Group/Sub Group	Est SFY 2026 Spending	Est SFY 2027 Spending	Est SFY 2028 Spending	Est SFY 2029 Spending	Est SFY 2030 Spending
Part 2: Federal Aid					
Section I - Non Federal Aid Maintenance Projects					
01 - Accessibility Improvements					
Accessibility Improvements	\$ -	\$ -	\$ -	\$ -	\$ -
Sidewalk Construction	\$ -	\$ -	\$ -	\$ -	\$ -
Sidewalk Maintenance	\$ -	\$ -	\$ -	\$ -	\$ -
02 - Bicycles and Pedestrians Program					
Shared Use Path Construction	\$ -	\$ -	\$ -	\$ -	\$ -
Shared Use Path Modernization	\$ -	\$ -	\$ -	\$ -	\$ -
03 - Bridge					
Bridge Deck Replacement	\$ -	\$ -	\$ -	\$ -	\$ -
Bridge Maintenance	\$ -	\$ -	\$ -	\$ -	\$ -
Bridge Maintenance - Deck Repairs	\$ -	\$ -	\$ -	\$ -	\$ -
Bridge Maintenance - Joints	\$ -	\$ -	\$ -	\$ -	\$ -
Bridge Preservation	\$ 5,123,229	\$ 3,128,836	\$ -	\$ -	\$ -
Bridge Rehabilitation	\$ -	\$ -	\$ -	\$ -	\$ -
Bridge Replacement	\$ -	\$ -	\$ -	\$ -	\$ -
Drawbridge Maintenance	\$ -	\$ -	\$ -	\$ -	\$ -
Painting - Structural	\$ -	\$ -	\$ -	\$ -	\$ -
Structures Maintenance	\$ -	\$ -	\$ -	\$ -	\$ -
04 - Capacity					
Hwy Reconstr - Major Widening	\$ -	\$ -	\$ -	\$ -	\$ -
Roadway Additional Capacity	\$ -	\$ -	\$ -	\$ -	\$ -
05 - Facilities					
Vertical Construction (Ch 149)	\$ -	\$ -	\$ -	\$ -	\$ -
07 - Intersection Improvements					
Intersection Reconstruction	\$ -	\$ -	\$ -	\$ -	\$ -
Traffic Signal Upgrades	\$ -	\$ -	\$ -	\$ -	\$ -
08 - Interstate Pavement					
Resurfacing Interstate	\$ -	\$ -	\$ -	\$ -	\$ -
09 - Intelligent Transportation Systems Program					
Intelligent Transportation Sys	\$ -	\$ -	\$ -	\$ -	\$ -
10 - Non-interstate DOT Pavement Program					
Pavement Maintenance	\$ -	\$ -	\$ -	\$ -	\$ -
Pavement Preservation	\$ -	\$ -	\$ -	\$ -	\$ -
Pavement Rehabilitation	\$ -	\$ -	\$ -	\$ -	\$ -
Resurfacing	\$ -	\$ -	\$ -	\$ -	\$ -
Resurfacing DOT Owned Non-Interstate	\$ -	\$ -	\$ -	\$ -	\$ -
11 - Roadway Improvements					
Catch Basin Cleaning	\$ -	\$ -	\$ -	\$ -	\$ -
Contract Highway Maintenance	\$ -	\$ -	\$ -	\$ -	\$ -
Crack Sealing	\$ -	\$ -	\$ -	\$ -	\$ -
Culvert Replacement	\$ -	\$ -	\$ -	\$ -	\$ -
Drainage	\$ -	\$ -	\$ -	\$ -	\$ -
Embankment and Ledge Stabilization	\$ -	\$ -	\$ -	\$ -	\$ -
Guard Rail & Fencing	\$ -	\$ -	\$ -	\$ -	\$ -
Highway Sweeping	\$ -	\$ -	\$ -	\$ -	\$ -

Landscaping	\$ -	\$ -	\$ -	\$ -	\$ -
Mowing and Spraying	\$ -	\$ -	\$ -	\$ -	\$ -
Tree Trimming	\$ -	\$ -	\$ -	\$ -	\$ -
12 - Roadway Reconstruction					
Hwy Reconstr - Restr and Rehab	\$ -	\$ -	\$ -	\$ -	\$ -
Reclamation	\$ -	\$ -	\$ -	\$ -	\$ -
Roadway - Reconstr - Sidewalks and Curbing	\$ -	\$ -	\$ -	\$ -	\$ -
Roadway Minor Widening	\$ -	\$ -	\$ -	\$ -	\$ -
Roadway Modernization	\$ -	\$ -	\$ -	\$ -	\$ -
Tunnels	\$ -	\$ -	\$ -	\$ -	\$ -
13 - Safety Improvements					
Impact Attenuators	\$ -	\$ -	\$ -	\$ -	\$ -
Lighting	\$ -	\$ -	\$ -	\$ -	\$ -
Pavement Marking	\$ -	\$ -	\$ -	\$ -	\$ -
Safety Improvements	\$ -	\$ -	\$ -	\$ -	\$ -
Sign Installation/Upgrading	\$ -	\$ -	\$ -	\$ -	\$ -
Structural Signing	\$ -	\$ -	\$ -	\$ -	\$ -
Section I Total:	\$ 5,123,229	\$ 3,128,836	\$ -	\$ -	\$ -
Grand Total NFA:	\$ 5,123,229	\$ 3,128,836	\$ -	\$ -	\$ -

Operating and Maintenance Expenditures as of April 2026

Pioneer Valley

Program Group/Sub Group	Est SFY 2026 Spending	Est SFY 2027 Spending	Est SFY 2028 Spending	Est SFY 2029 Spending	Est SFY 2030 Spending
Part 1: Non-Federal Aid					
Section I - Non Federal Aid Maintenance Projects					
01 - Accessibility Improvements					
Accessibility Improvements	\$ -	\$ -	\$ -	\$ -	\$ -
Sidewalk Construction	\$ -	\$ -	\$ -	\$ -	\$ -
Sidewalk Maintenance	\$ -	\$ -	\$ -	\$ -	\$ -
02 - Bicycles and pedestrians program					
Shared Use Path Construction	\$ -	\$ -	\$ -	\$ -	\$ -
Shared Use Path Modernization	\$ -	\$ -	\$ -	\$ -	\$ -
03 - Bridge					
Bridge Deck Replacement	\$ -	\$ -	\$ -	\$ -	\$ -
Bridge Maintenance	\$ -	\$ -	\$ -	\$ -	\$ -
Bridge Maintenance - Deck Repairs	\$ -	\$ -	\$ -	\$ -	\$ -
Bridge Maintenance - Joints	\$ -	\$ -	\$ -	\$ -	\$ -
Bridge Preservation	\$ -	\$ -	\$ -	\$ -	\$ -
Bridge Rehabilitation	\$ -	\$ -	\$ -	\$ -	\$ -
Bridge Replacement	\$ -	\$ -	\$ -	\$ -	\$ -
Drawbridge Maintenance	\$ -	\$ -	\$ -	\$ -	\$ -
Painting - Structural	\$ -	\$ -	\$ -	\$ -	\$ -
Structures Maintenance	\$ -	\$ -	\$ -	\$ -	\$ -
04 - Capacity					
Hwy Reconstr - Major Widening	\$ -	\$ -	\$ -	\$ -	\$ -
Roadway Additional Capacity	\$ -	\$ -	\$ -	\$ -	\$ -
05 - Facilities					
Vertical Construction (Ch 149)	\$ -	\$ -	\$ -	\$ -	\$ -
07 - Intersection Improvements					

Intersection Reconstruction	\$	-	\$	-	\$	-	\$	-	\$	-
Traffic Signal Upgrades	\$	-	\$	-	\$	-	\$	-	\$	-
08 - Interstate Pavement										
Resurfacing Interstate	\$	-	\$	-	\$	-	\$	-	\$	-
09 - Intelligent Transportation Systems Program										
Intelligent Transportation Sys	\$	-	\$	-	\$	-	\$	-	\$	-
10 - Non-interstate DOT Pavement Program										
Pavement Maintenance	\$	-	\$	-	\$	-	\$	-	\$	-
Pavement Preservation	\$	-	\$	-	\$	-	\$	-	\$	-
Pavement Rehabilitation	\$	-	\$	-	\$	-	\$	-	\$	-
Resurfacing	\$	-	\$	-	\$	-	\$	-	\$	-
Resurfacing DOT Owned Non-Interstate	\$	-	\$	-	\$	-	\$	-	\$	-
11 - Roadway Improvements										
Catch Basin Cleaning	\$	-	\$	-	\$	-	\$	-	\$	-
Contract Highway Maintenance	\$	-	\$	-	\$	-	\$	-	\$	-
Crack Sealing	\$	-	\$	-	\$	-	\$	-	\$	-
Culvert Replacement	\$	-	\$	-	\$	-	\$	-	\$	-
Drainage	\$	-	\$	-	\$	-	\$	-	\$	-
Embankment and Ledge Stabilization	\$	-	\$	-	\$	-	\$	-	\$	-
Guard Rail & Fencing	\$	-	\$	-	\$	-	\$	-	\$	-
Highway Sweeping	\$	-	\$	-	\$	-	\$	-	\$	-
Landscaping	\$	-	\$	-	\$	-	\$	-	\$	-
Mowing and Spraying	\$	-	\$	-	\$	-	\$	-	\$	-
Tree Trimming	\$	-	\$	-	\$	-	\$	-	\$	-
12 - Roadway Reconstruction										
Hwy Reconstr - Restr and Rehab	\$	-	\$	-	\$	-	\$	-	\$	-
Reclamation	\$	-	\$	-	\$	-	\$	-	\$	-
Roadway - Reconstr - Sidewalks and Curbing	\$	-	\$	-	\$	-	\$	-	\$	-
Roadway Minor Widening	\$	-	\$	-	\$	-	\$	-	\$	-
Roadway Modernization	\$	-	\$	-	\$	-	\$	-	\$	-
Tunnels	\$	-	\$	-	\$	-	\$	-	\$	-
13 - Safety Improvements										
Impact Attenuators	\$	-	\$	-	\$	-	\$	-	\$	-
Lighting	\$	-	\$	-	\$	-	\$	-	\$	-
Pavement Marking	\$	-	\$	-	\$	-	\$	-	\$	-
Safety Improvements	\$	-	\$	-	\$	-	\$	-	\$	-
Sign Installation/Upgrading	\$	-	\$	-	\$	-	\$	-	\$	-
Structural Signing	\$	-	\$	-	\$	-	\$	-	\$	-
Section I Total:	\$	-	\$	-	\$	-	\$	-	\$	-
Section II - Non Federal Aid Highway Operations - State Operating Budget Funding										
Snow and Ice Operations & Materials										
	\$	-	\$	-	\$	-	\$	-	\$	-
District Maintenance Payroll										
Mowing, Litter Mgmt, Sight Distance Clearing, Etc.	\$	-	\$	-	\$	-	\$	-	\$	-
Section II Total:	\$	-	\$	-	\$	-	\$	-	\$	-
Grand Total NFA:	\$	-	\$	-	\$	-	\$	-	\$	-

Operating and Maintenance Expenditures as of April 2026

Statewide and District Contracts plus Expenditures within MPO boundaries

Program Group/Sub Group	Est SFY 2026 Spending	Est SFY 2027 Spending	Est SFY 2028 Spending	Est SFY 2029 Spending	Est SFY 2030 Spending
Part 2: Federal Aid					
Section I - Non Federal Aid Maintenance Projects					
01 - Accessibility Improvements					
Accessibility Improvements	\$ -	\$ -	\$ -	\$ -	\$ -
Sidewalk Construction	\$ -	\$ -	\$ -	\$ -	\$ -
Sidewalk Maintenance	\$ -	\$ -	\$ -	\$ -	\$ -
02 - Bicycles and pedestrians program					
Shared Use Path Construction	\$ -	\$ -	\$ -	\$ -	\$ -
Shared Use Path Modernization	\$ -	\$ -	\$ -	\$ -	\$ -
03 - Bridge					
Bridge Deck Replacement	\$ -	\$ -	\$ -	\$ -	\$ -
Bridge Maintenance	\$ -	\$ -	\$ -	\$ -	\$ -
Bridge Maintenance - Deck Repairs	\$ -	\$ -	\$ -	\$ -	\$ -
Bridge Maintenance - Joints	\$ -	\$ -	\$ -	\$ -	\$ -
Bridge Preservation	\$ 74,702,925	\$ 54,228,868	\$ 24,452,973	\$ 27,146,770	\$ 32,134,144
Bridge Rehabilitation	\$ -	\$ -	\$ -	\$ -	\$ -
Bridge Replacement	\$ -	\$ -	\$ -	\$ -	\$ -
Drawbridge Maintenance	\$ -	\$ -	\$ -	\$ -	\$ -
Painting - Structural	\$ -	\$ -	\$ -	\$ -	\$ -
Structures Maintenance	\$ -	\$ -	\$ -	\$ -	\$ -
04 - Capacity					
Hwy Reconstr - Major Widening	\$ -	\$ -	\$ -	\$ -	\$ -
Roadway Additional Capacity	\$ -	\$ -	\$ -	\$ -	\$ -
05 - Facilities					
Vertical Construction (Ch 149)	\$ -	\$ -	\$ -	\$ -	\$ -
07 - Intersection Improvements					
Intersection Reconstruction	\$ -	\$ -	\$ -	\$ -	\$ -
Traffic Signal Upgrades	\$ -	\$ -	\$ -	\$ -	\$ -
08 - Interstate Pavement					
Resurfacing Interstate	\$ -	\$ -	\$ -	\$ -	\$ -
09 - Intelligent Transportation Systems Program					
Intelligent Transportation Sys	\$ -	\$ -	\$ -	\$ -	\$ -
10 - Non-interstate DOT Pavement Program					
Pavement Maintenance	\$ -	\$ -	\$ -	\$ -	\$ -
Pavement Preservation	\$ -	\$ -	\$ -	\$ -	\$ -
Pavement Rehabilitation	\$ -	\$ -	\$ -	\$ -	\$ -
Resurfacing	\$ -	\$ -	\$ -	\$ -	\$ -
Resurfacing DOT Owned Non-Interstate	\$ -	\$ -	\$ -	\$ -	\$ -
11 - Roadway Improvements					
Catch Basin Cleaning	\$ -	\$ -	\$ -	\$ -	\$ -
Contract Highway Maintenance	\$ -	\$ -	\$ -	\$ -	\$ -
Crack Sealing	\$ -	\$ -	\$ -	\$ -	\$ -
Culvert Replacement	\$ -	\$ -	\$ -	\$ -	\$ -
Drainage	\$ -	\$ -	\$ -	\$ -	\$ -
Embankment and Ledge Stabilization	\$ -	\$ -	\$ -	\$ -	\$ -
Guard Rail & Fencing	\$ -	\$ -	\$ -	\$ -	\$ -
Highway Sweeping	\$ -	\$ -	\$ -	\$ -	\$ -
Landscaping	\$ -	\$ -	\$ -	\$ -	\$ -

Mowing and Spraying	\$ -	\$ -	\$ -	\$ -	\$ -
Tree Trimming	\$ -	\$ -	\$ -	\$ -	\$ -
12 - Roadway Reconstruction					
Hwy Reconstr - Restr and Rehab	\$ -	\$ -	\$ -	\$ -	\$ -
Reclamation	\$ -	\$ -	\$ -	\$ -	\$ -
Roadway - Reconstr - Sidewalks and Curbing	\$ -	\$ -	\$ -	\$ -	\$ -
Roadway Minor Widening	\$ -	\$ -	\$ -	\$ -	\$ -
Roadway Modernization	\$ -	\$ -	\$ -	\$ -	\$ -
Tunnels	\$ -	\$ -	\$ -	\$ -	\$ -
13 - Safety Improvements					
Impact Attenuators	\$ -	\$ -	\$ -	\$ -	\$ -
Lighting	\$ 313,546	\$ -	\$ -	\$ -	\$ -
Pavement Marking	\$ -	\$ -	\$ -	\$ -	\$ -
Safety Improvements	\$ -	\$ -	\$ -	\$ -	\$ -
Sign Installation/Upgrading	\$ -	\$ -	\$ 1,519,444	\$ 1,657,576	\$ -
Structural Signing	\$ -	\$ -	\$ -	\$ -	\$ -
Section I Total:	\$ 75,016,471	\$ 54,228,868	\$ 25,972,417	\$ 28,804,345	\$ 32,134,144
Grand Total Federal Aid:	\$ 75,016,471	\$ 54,228,868	\$ 25,972,417	\$ 28,804,345	\$ 32,134,144

Operating and Maintenance Expenditures as of April 2026

Statewide and District Contracts plus Expenditures within MPO boundaries

Program Group/Sub Group	Est SFY 2026 Spending	Est SFY 2027 Spending	Est SFY 2028 Spending	Est SFY 2029 Spending	Est SFY 2030 Spending
Part 1: Non-Federal Aid					
Section I - Non Federal Aid Maintenance Projects					
01 - Accessibility Improvements					
Accessibility Improvements	\$ -	\$ -	\$ -	\$ -	\$ -
Sidewalk Construction	\$ 1,433,535	\$ 1,077,728	\$ -	\$ -	\$ -
Sidewalk Maintenance	\$ -	\$ -	\$ -	\$ -	\$ -
02 - Bicycles and pedestrians program					
Shared Use Path Construction	\$ -	\$ -	\$ -	\$ -	\$ -
Shared Use Path Modernization	\$ -	\$ -	\$ -	\$ -	\$ -
03 - Bridge					
Bridge Deck Replacement	\$ -	\$ -	\$ -	\$ -	\$ -
Bridge Maintenance	\$ 75,264,489	\$ 39,702,890	\$ 18,759,005	\$ 3,102,331	\$ -
Bridge Maintenance - Deck Repairs	\$ 14,520,991	\$ 5,999,040	\$ 3,644,683	\$ 552,943	\$ -
Bridge Maintenance - Joints	\$ 1,713,204	\$ 1,214,289	\$ 1,821,433	\$ 455,358	\$ -
Bridge Preservation	\$ 7,713,958	\$ 8,773,627	\$ 3,994,370	\$ 684,665	\$ -
Bridge Rehabilitation	\$ -	\$ -	\$ -	\$ -	\$ -
Bridge Replacement	\$ 636,309	\$ 1,385,000	\$ 625,000	\$ -	\$ -
Drawbridge Maintenance	\$ 12,539,092	\$ 5,195,663	\$ 3,225,600	\$ 2,150,400	\$ -
Painting - Structural	\$ 725,862	\$ -	\$ -	\$ -	\$ -
Structures Maintenance	\$ -	\$ -	\$ -	\$ -	\$ -
04 - Capacity					
Hwy Reconstr - Major Widening	\$ -	\$ -	\$ -	\$ -	\$ -
Roadway Additional Capacity	\$ -	\$ -	\$ -	\$ -	\$ -

05 - Facilities					
Vertical Construction (Ch 149)	\$ 8,081,915	\$ 4,185,977	\$ 1,555,693	\$ 494,820	\$ -
07 - Intersection Improvements					
Intersection Reconstruction	\$ -	\$ -	\$ -	\$ -	\$ -
Traffic Signal Upgrades	\$ 7,501,886	\$ 3,742,107	\$ 1,883,402	\$ -	\$ -
08 - Interstate Pavement					
Resurfacing Interstate	\$ -	\$ -	\$ -	\$ -	\$ -
09 - Intelligent Transportation Systems Program					
Intelligent Transportation Sys	\$ -	\$ -	\$ -	\$ -	\$ -
10 - Non-interstate DOT Pavement Program					
Pavement Maintenance	\$ 7,302,000	\$ 5,367,662	\$ 4,164,464	\$ -	\$ -
Pavement Preservation	\$ 1,125,996	\$ 8,112,362	\$ 6,834,508	\$ -	\$ -
Pavement Rehabilitation	\$ 1,759,255	\$ 13,088,037	\$ 13,674,923	\$ 941,504	\$ -
Resurfacing	\$ 25,530,694	\$ 6,956,869	\$ -	\$ -	\$ -
Resurfacing DOT Owned Non-Interstate	\$ 5,994,737	\$ 281,961	\$ -	\$ -	\$ -
11 - Roadway Improvements					
Catch Basin Cleaning	\$ 5,514,110	\$ 4,506,954	\$ 992,511	\$ 116,618	\$ -
Contract Highway Maintenance	\$ 34,126,449	\$ 20,078,186	\$ 10,031,688	\$ 766,748	\$ -
Crack Sealing	\$ 2,562,709	\$ 1,267,170	\$ 661,429	\$ -	\$ -
Culvert Replacement	\$ -	\$ -	\$ -	\$ -	\$ -
Drainage	\$ 8,629,875	\$ 4,485,713	\$ 2,243,415	\$ 500,652	\$ -
Embankment and Ledge Stabilization	\$ 454,828	\$ 488,828	\$ 10,000	\$ -	\$ -
Guard Rail & Fencing	\$ 9,017,698	\$ 5,572,172	\$ 2,062,863	\$ -	\$ -
Highway Sweeping	\$ 1,803,207	\$ 801,648	\$ 83,064	\$ -	\$ -
Landscaping	\$ 1,546,619	\$ 633,030	\$ 416,200	\$ -	\$ -
Mowing and Spraying	\$ 2,781,271	\$ 2,620,784	\$ 453,890	\$ -	\$ -
Tree Trimming	\$ 5,278,541	\$ 4,339,273	\$ 2,083,035	\$ -	\$ -
12 - Roadway Reconstruction					
Hwy Reconstr - Restr and Rehab	\$ 455	\$ -	\$ -	\$ -	\$ -
Reclamation	\$ -	\$ -	\$ -	\$ -	\$ -
Roadway - Reconstr - Sidewalks and Curbing	\$ -	\$ -	\$ -	\$ -	\$ -
Roadway Minor Widening	\$ -	\$ -	\$ -	\$ -	\$ -
Roadway Modernization	\$ -	\$ -	\$ -	\$ -	\$ -
Tunnels	\$ -	\$ -	\$ -	\$ -	\$ -
13 - Safety Improvements					
Impact Attenuators	\$ 954,691	\$ 1,150,400	\$ 571,535	\$ 41,089	\$ -
Lighting	\$ 5,400,364	\$ 1,924,000	\$ 1,277,265	\$ -	\$ -
Pavement Marking	\$ 8,400,447	\$ 3,017,400	\$ 1,310,717	\$ -	\$ -
Safety Improvements	\$ -	\$ -	\$ -	\$ -	\$ -
Sign Installation/Upgrading	\$ 2,310,314	\$ 1,266,678	\$ 462,838	\$ -	\$ -
Structural Signing	\$ -	\$ -	\$ -	\$ -	\$ -
Section I Total:	\$ 260,625,499	\$ 157,235,448	\$ 82,843,530	\$ 9,807,129	\$ -

Section II - Non Federal Aid Highway Operations - State Operating Budget Funding					
Snow and Ice Operations & Materials					
	\$ 175,000,000	\$ 85,000,000	\$ 85,000,000	\$ 85,000,000	\$ 85,000,000
District Maintenance Payroll					
Mowing, Litter Mgmt, Sight Distance Clearing, Etc.	\$ 38,040,000	\$ 39,561,600	\$ 41,381,600	\$ 42,629,600	\$ 43,908,800
Section II Total:	\$ 213,040,000	\$ 124,561,600	\$ 126,381,600	\$ 127,629,600	\$ 128,908,800
Grand Total NFA:	\$ 473,665,499	\$ 281,797,048	\$ 209,225,130	\$ 137,436,729	\$ 128,908,800

Figure 4 FFY 2027-2031 Estimated Transit Operations and Maintenance Expenditures

Operating Revenue	Fiscal Year 2027	Fiscal Year 2028	Fiscal Year 2029	Fiscal Year 2030	Fiscal Year 2031	Total
Farebox	\$1,378,801	\$1,406,377	\$1,434,504	\$1,463,194	\$1,492,458	\$7,175,333
Federal Operating Grant	\$11,030,404	\$11,251,012	\$11,476,033	\$11,705,553	\$11,939,664	\$57,402,666
Advertising Interest Income	\$863,896	\$898,451	\$934,389	\$971,765	\$1,010,636	\$4,679,137
State Contract Assistance	\$43,121,030	\$44,414,661	\$45,747,100	\$47,119,513	\$48,533,099	\$228,935,403
Local Assessment	\$10,902,130	\$11,174,684	\$11,454,051	\$11,740,402	\$12,033,912	\$57,305,179
Other - Grants	\$972,129.36	\$991,571.95	\$1,011,403.39	\$1,031,631.45	\$1,052,264.08	\$5,059,000
Total Operating Expenses	\$68,268,390	\$70,136,756	\$72,057,480	\$74,032,059	\$76,062,033	\$360,556,718

All numbers are estimated for FY 2027 and projected for the outyears.

Appendix D Performance Linked Investments 2027-2031

FFY	Project ID	Municipality	MassDOT Project Description	District	Funding Source	Adjusted TFPC	PM 1	PM 2	PM 3
2027	607231	Williamsburg	WILLIAMSBURG- RECONSTRUCTION OF MOUNTAIN STREET	1	STBG	\$12,765,626	25%	75%	0%
							\$3,191,407	\$9,574,220	\$0
2027	609286	Northampton	NORTHAMPTON- DOWNTOWN COMPLETE STREETS CORRIDOR AND INTERSECTION IMPROVEMENTS ON MAIN STREET (ROUTE 9)	2	STBG	\$4,250,000	33%	33%	34%
							\$1,402,500	\$1,402,500	\$1,445,000
2027	612600	Westfield	WESTFIELD- INTERSECTION IMPROVEMENTS AT SOUTHAMPTON ROAD (ROUTE 10/202), SERVISTAR INDUSTRIAL WAY AND BARNES AIRPORT DRIVE	2	STBG	\$8,438,054	20%	60%	20%
							\$1,687,611	\$5,062,832	\$1,687,611
2027	613314	Multiple	HOLYOKE- WEST SPRINGFIELD- INTERSTATE PAVEMENT PRESERVATION AND RELATED WORK ON I-91	2	STBG	\$3,970,804	0%	100%	0%
							\$0	\$3,970,804	\$0
2027	607231	Williamsburg	WILLIAMSBURG- RECONSTRUCTION OF MOUNTAIN STREET	1	HPP	\$646,999	15%	85%	0%
							\$97,050	\$549,949	\$0
2027	612167	Springfield	SPRINGFIELD- 3 BRIDGE REPLACEMENTS, S-24-017, ST. JAMES AVENUE OVER CSX, S-24-070, TAPLEY STREET OVER I-291 AND CSX, S-24-071, ST. JAMES AVENUE OVER I-291	2	HIP-BR	\$270,000,000	0%	100%	0%
							\$0	\$270,000,000	\$0
2027	611965	Holyoke	HOLYOKE- INTERSECTION IMPROVEMENTS AT BEECH STREET, RESNIC BOULEVARD, AND WEST FRANKLIN STREET	2	HPP	\$297,925	33%	40%	27%
							\$98,315	\$119,170	\$80,440
2027	612600	Westfield	WESTFIELD- INTERSECTION IMPROVEMENTS AT SOUTHAMPTON ROAD (ROUTE 10/202), SERVISTAR INDUSTRIAL WAY AND BARNES AIRPORT DRIVE	2	HPP	\$515,090	20%	60%	20%
							\$103,018	\$309,054	\$103,018
2027	612494	Multiple	SPRINGFIELD- WEST SPRINGFIELD- BRIDGE REPLACEMENT, S-24-003=W-21-002, (US-20) PARK AVENUE OVER CONNECTICUT RIVER	2	NHPP-PEN	\$15,675,432	0%	100%	0%
							\$0	\$15,675,432	\$0
2027	612649	Multiple	WEST SPRINGFIELD- AGAWAM- GUIDE AND TRAFFIC SIGN REPLACEMENT ON A SECTION OF US 5 AND ROUTE 57	2	HSIP	\$518,750	25%	75%	0%
							\$129,688	\$389,063	\$0

Appendix D Performance Linked Investments 2027-2031 (Continued)

FFY	Project ID	Municipality	MassDOT Project Description	District	Funding Source	Adjusted TFPC	PM 1	PM 2	PM 3
2027	614026		DISTRICT 2- WRONG-WAY COUNTERMEASURES AT OFF-RAMPS AT MULTIPLE LOCATIONS	2	HSIP	\$3,106,722	100%	0%	0%
							\$3,106,722	\$0	\$0
2027	614256	Huntington	HUNTINGTON- RESURFACING AND RELATED WORK ON ROUTE 112	1	NHPP	\$9,267,213	0%	100%	0%
							\$0	\$9,267,213	\$0
2027	616304		DISTRICT 2- DISTRICT 3- VRU CROSSWALK INSTALLATION AT STATE SIGNALS AT MULTIPLE LOCATIONS	2	VUS	\$3,265,823	100%	0%	0%
							\$3,265,823	\$0	\$0
2027	612494	Multiple	SPRINGFIELD- WEST SPRINGFIELD- BRIDGE REPLACEMENT, S-24-003=W-21-002, (US-20) PARK AVENUE OVER CONNECTICUT RIVER	2	NFP	\$13,222,284	0%	100%	0%
							\$0	\$13,222,284	\$0
2027	611965	Holyoke	HOLYOKE- INTERSECTION IMPROVEMENTS AT BEECH STREET, RESNIC BOULEVARD, AND WEST FRANKLIN STREET	2	HSIP	\$6,723,500	75%	0%	25%
							\$5,042,625	\$0	\$1,680,875
2027	S12988	Multiple	WEST SPRINGFIELD- RAILROAD CROSSING ELIMINATION ON FRONT STREET (CROSSING NO. DOT525901A)	2	RRHE	\$2,593,832	75%	0%	25%
							\$1,945,374	\$0	\$648,458
2027	S12996		PVTA - Buy Replacement 35-ft Electric Buses (Carbon Reduction Program Funding)		CRP	\$1,688,069	0%	0%	100%
							\$0	\$0	\$1,688,069
2027	600935	Holyoke	HOLYOKE- BRIDGE REPLACEMENTS, H-21-014, ROUTE 141 (APPLETON STREET) OVER SECOND LEVEL CANAL & H-21-020 OVER FIRST LEVEL CANAL	2	NGBP	\$31,858,782	0%	100%	0%
							\$0	\$31,858,782	\$0
2028	608423	Easthampton	EASTHAMPTON- IMPROVEMENTS AND RELATED WORK ON ROUTE 10, FROM WEST STREET TO THE NORTHAMPTON TOWN LINE	2	STBG	\$5,989,100	15%	85%	0%
							\$898,365	\$5,090,735	\$0
2028	608785	South Hadley	SOUTH HADLEY- RECONSTRUCTION OF MAIN STREET, FROM THE CHICOPEE CITY LINE TO CANAL STREET (0.67 MILES)	2	STBG	\$10,201,033	10%	60%	30%
							\$1,020,103	\$6,120,620	\$3,060,310
2028	609286	Northampton	NORTHAMPTON- DOWNTOWN COMPLETE STREETS CORRIDOR AND INTERSECTION IMPROVEMENTS ON MAIN STREET (ROUTE 9)	2	STBG	\$11,500,000	33%	33%	34%
							\$3,795,000	\$3,795,000	\$3,910,000

Appendix D Performance Linked Investments 2027-2031 (Continued)

FFY	Project ID	Municipality	MassDOT Project Description	District	Funding Source	Adjusted TFPC	PM 1	PM 2	PM 3
2028	612257	Longmeadow	LONGMEADOW- RESURFACING AND RELATED WORK ON LONGMEADOW STREET (ROUTE 5) (PHASE 1)	2	STBG	\$11,364,057	0%	75%	25%
							\$0	\$8,523,043	\$2,841,014
2028	609286	Northampton	NORTHAMPTON- DOWNTOWN COMPLETE STREETS CORRIDOR AND INTERSECTION IMPROVEMENTS ON MAIN STREET (ROUTE 9)	2	HPP	\$1,357,973	33%	33%	34%
							\$448,131	\$448,131	\$461,711
2028	610779	Hampden	HAMPDEN- BRIDGE REPLACEMENT, H-04-004, ROCKADUNDEE BRIDGE OVER SCANTIC RIVER	2	BROFF	\$4,215,640	0%	100%	0%
							\$0	\$4,215,640	\$0
2028	607675	Williamsburg	WILLIAMSBURG- BRIDGE REPLACEMENT, W-36-011 & W-36-017, BRIDGE STREET OVER THE MILL RIVER AND SOUTH MAIN STREET OVER THE MILL RIVER	1	HIP-BR	\$15,554,468	10%	90%	0%
							\$1,555,447	\$13,999,021	\$0
2028	605340	Springfield	SPRINGFIELD- BRIDGE REPLACEMENT, S-24-028, ST. JAMES AVENUE OVER CONRAIL RAILROAD (ABANDONED)	2	HIP-BR	\$9,993,870	0%	100%	0%
							\$0	\$9,993,870	\$0
2028	608466	Granby	GRANBY- RESURFACING AND RELATED WORK ON ROUTE 202, FROM AMHERST STREET TO SCHOOL STREET	2	HPP	\$406,299	10%	90%	0%
							\$40,630	\$365,669	\$0
2028	608785	South Hadley	SOUTH HADLEY- RECONSTRUCTION OF MAIN STREET, FROM THE CHICOPEE CITY LINE TO CANAL STREET (0.67 MILES)	2	HPP	\$609,450	10%	60%	30%
							\$60,945	\$365,670	\$182,835
2028	612494	Multiple	SPRINGFIELD- WEST SPRINGFIELD- BRIDGE REPLACEMENT, S-24-003=W-21-002, (US-20) PARK AVENUE OVER CONNECTICUT RIVER	2	NHPP-PEN	\$45,078,000	0%	100%	0%
							\$0	\$45,078,000	\$0
2028	613139	Monson	MONSON- BRIDGE REPLACEMENT, M-27-026, STAFFORD HOLLOW ROAD OVER NECRR	2	STBG-BR-Off	\$5,099,349	0%	100%	0%
							\$0	\$5,099,349	\$0
2028	614273		STATEWIDE- SYSTEMIC SAFETY IMPROVEMENTS WITH RRFBS AT MULTIPLE LOCATIONS	2	HSIP	\$4,153,231	100%	0%	0%
							\$4,153,231	\$0	\$0
2028	616351	Agawam	AGAWAM- PAVEMENT PRESERVATION ON ROUTE 5 (MM 4.2-7.9)	2	NHPP	\$7,544,318	0%	100%	0%
							\$0	\$7,544,318	\$0

Appendix D Performance Linked Investments 2027-2031 (Continued)

FFY	Project ID	Municipality	MassDOT Project Description	District	Funding Source	Adjusted TFPC	PM 1	PM 2	PM 3
2028	612494	Multiple	SPRINGFIELD- WEST SPRINGFIELD- BRIDGE REPLACEMENT, S-24-003=W-21-002, (US-20) PARK AVENUE OVER CONNECTICUT RIVER	2	NFP	\$4,824,174	0%	100%	0%
							\$0	\$4,824,174	\$0
2028	612772	Easthampton	EASTHAMPTON- MOUNTAIN VIEW SCHOOL IMPROVEMENTS (SRTS)	2	TAP	\$2,028,038	100%	0%	0%
							\$2,028,038	\$0	\$0
2028	613397	Southampton	SOUTHAMPTON- WILLIAM E. NORRIS ELEMENTARY SCHOOL IMPROVEMENTS (SRTS)	2	TAP	\$1,759,850	100%	0%	0%
							\$1,759,850	\$0	\$0
2028	608466	Granby	GRANBY- RESURFACING AND RELATED WORK ON ROUTE 202, FROM AMHERST STREET TO SCHOOL STREET	2	NHPP	\$5,530,532	10%	90%	10%
							\$553,053	\$4,977,479	\$553,053
2028	S12988	Multiple	WEST SPRINGFIELD- RAILROAD CROSSING ELIMINATION ON FRONT STREET (CROSSING NO. DOT525901A)	2	RRHE	\$2,593,832	75%	0%	25%
							\$1,945,374	\$0	\$648,458
2028	S12996		PVTA - Buy Replacement 35-ft Electric Buses (Carbon Reduction Program Funding)		CRP	\$2,979,845	0%	0%	100%
							\$0	\$0	\$2,979,845
2028	612175	Russell	RUSSELL- BRIDGE REPLACEMENT, R-13-004, BLANDFORD STAGE ROAD OVER STAGE BROOK	1	NGBP	\$11,595,897	0%	100%	0%
							\$0	\$11,595,897	\$0
2028	612176	Huntington	HUNTINGTON- BRIDGE REPLACEMENT, H-27-008, ST 112 WORTHINGTON ROAD OVER WATER POND BROOK	1	NGBP	\$9,169,668	0%	100%	0%
							\$0	\$9,169,668	\$0
2029	609286	Northampton	NORTHAMPTON- DOWNTOWN COMPLETE STREETS CORRIDOR AND INTERSECTION IMPROVEMENTS ON MAIN STREET (ROUTE 9)	2	STBG	\$4,500,000	33%	33%	34%
							\$1,485,000	\$1,485,000	\$1,530,000
2029	612258	Easthampton	EASTHAMPTON- DOWNTOWN COMPLETE STREETS IMPROVEMENTS ON MAIN AND NORTHAMPTON STREETS (ROUTE 10)	2	STBG	\$7,519,237	33%	33%	34%
							\$2,481,348	\$2,481,348	\$2,556,541
2029	612265	East Longmeadow	EAST LONGMEADOW- RESURFACING AND RELATED WORK ON NORTH MAIN STREET (ROUTE 83)	2	STBG	\$9,541,098	25%	50%	25%
							\$2,385,275	\$4,770,549	\$2,385,275

Appendix D Performance Linked Investments 2027-2031 (Continued)

FFY	Project ID	Municipality	MassDOT Project Description	District	Funding Source	Adjusted TFPC	PM 1	PM 2	PM 3
2029	612780	Southampton	SOUTHAMPTON- REHABILITATION/RECONSTRUCTION & RELATED WORK ON EAST STREET, FROM COLLEGE HIGHWAY (ROUTE 10) TO WHISPERING MEADOW LANE	2	STBG	\$4,544,313	30%	70%	0%
							\$1,363,294	\$3,181,019	\$0
2029	612984	Monson	MONSON- RESURFACING AND RELATED WORK ON MAIN STREET (ROUTE 32)	2	STBG	\$7,466,916	15%	85%	0%
							\$1,120,037	\$6,346,879	\$0
2029	613320	Holyoke	HOLYOKE- CORRIDOR IMPROVEMENTS ON HIGH AND MAPLE STREETS	2	STBG	\$6,045,781	45%	45%	10%
							\$2,720,601	\$2,720,601	\$604,578
2029	613135	Chicopee	CHICOPEE- SUPERSTRUCTURE REPLACEMENT OF C-13-003, ROUTE 116 OVER BMRR	2	HIP-BR	\$20,051,966	0%	100%	0%
							\$0	\$20,051,966	\$0
2029	613302	Belchertown	BELCHERTOWN- BRIDGE REPLACEMENT, B-05-006 (0PE), BARDWELL STREET OVER JABISH BROOK	2	BROFF	\$9,974,437	0%	100%	0%
							\$0	\$9,974,437	\$0
2029	612160	Multiple	MONSON- PALMER- BRIDGE REPLACEMENT, M-27-008=P-01-008, ROUTE 32 OVER QUABOAG RIVER	2	HIP-BR	\$15,000,000	0%	100%	0%
							\$0	\$15,000,000	\$0
2029	612494	Multiple	SPRINGFIELD- WEST SPRINGFIELD- BRIDGE REPLACEMENT, S-24-003=W-21-002, (US-20) PARK AVENUE OVER CONNECTICUT RIVER	2	NHPP-PEN	\$40,071,564	0%	100%	0%
							\$0	\$40,071,564	\$0
2029	613119	Multiple	LUDLOW- SPRINGFIELD- BRIDGE REPLACEMENT, L-16-008=S-24-002, ST 21 (LUDLOW AVENUE) OVER CHICOPEE RIVER	2	NHPP-PEN	\$21,045,943	0%	100%	0%
							\$0	\$21,045,943	\$0
2029	616329	Multiple	WALES- BRIMFIELD- PAVEMENT PRESERVATION OF SR19 (MM 1.5-6.7)	2	NHPP	\$4,535,074	0%	100%	0%
							\$0	\$4,535,074	\$0
2029	612079	Chicopee	CHICOPEE- HUGH SCOTT STREIBER ELEMENTARY SCHOOL IMPROVEMENTS (SRTS)	2	TAP	\$2,712,005	100%	0%	0%
							\$2,712,005	\$0	\$0
2029	613515	Springfield	SPRINGFIELD- SAMUEL BOWLES ELEMENTARY SCHOOL IMPROVEMENTS (SRTS)	2	TAP	\$2,451,712	100%	0%	0%
							\$2,451,712	\$0	\$0

Appendix D Performance Linked Investments 2027-2031 (Continued)

FFY	Project ID	Municipality	MassDOT Project Description	District	Funding Source	Adjusted TFPC	PM 1	PM 2	PM 3
2029	613484	Southampton	SOUTHAMPTON- GREENWAY RAIL TRAIL CONSTRUCTION, FROM COLEMAN ROAD TO ROUTE 10	2	CMAQ	\$17,265,679	10%	0%	90%
							\$1,726,568	\$0	\$15,539,111
2029	S12988	Multiple	WEST SPRINGFIELD- RAILROAD CROSSING ELIMINATION ON FRONT STREET (CROSSING NO. DOT525901A)	2	RRHE	\$2,593,832	75%	0%	25%
							\$1,945,374	\$0	\$648,458
2029	S12996		PVTA - Buy Replacement 35-ft Electric Buses (Carbon Reduction Program Funding)		CRP	\$6,246,750	0%	0%	100%
							\$0	\$0	\$6,246,750
2030	609286	Northampton	NORTHAMPTON- DOWNTOWN COMPLETE STREETS CORRIDOR AND INTERSECTION IMPROVEMENTS ON MAIN STREET (ROUTE 9)	2	STBG	\$7,129,006	33%	33%	34%
							\$2,352,572	\$2,352,572	\$2,423,862
2030	612258	Easthampton	EASTHAMPTON- DOWNTOWN COMPLETE STREETS IMPROVEMENTS ON MAIN AND NORTHAMPTON STREETS (ROUTE 10)	2	STBG	\$9,400,000	33%	33%	34%
							\$3,102,000	\$3,102,000	\$3,196,000
2030	612780	Southampton	SOUTHAMPTON- REHABILITATION/RECONSTRUCTION & RELATED WORK ON EAST STREET, FROM COLLEGE HIGHWAY (ROUTE 10) TO WHISPERING MEADOW LANE	2	STBG	\$8,000,000	30%	70%	0%
							\$2,400,000	\$5,600,000	\$0
2030	612984	Monson	MONSON- RESURFACING AND RELATED WORK ON MAIN STREET (ROUTE 32)	2	STBG	\$4,000,000	15%	85%	0%
							\$600,000	\$3,400,000	\$0
2030	613320	Holyoke	HOLYOKE- CORRIDOR IMPROVEMENTS ON HIGH AND MAPLE STREETS	2	STBG	\$6,000,000	45%	45%	10%
							\$2,700,000	\$2,700,000	\$600,000
2030	612160	Multiple	MONSON- PALMER- BRIDGE REPLACEMENT, M-27-008=P-01-008, ROUTE 32 OVER QUABOAG RIVER	2	HIP-BR	\$20,000,000	0%	100%	0%
							\$0	\$20,000,000	\$0
2030	612494	Multiple	SPRINGFIELD- WEST SPRINGFIELD- BRIDGE REPLACEMENT, S-24-003=W-21-002, (US-20) PARK AVENUE OVER CONNECTICUT RIVER	2	NHPP	\$28,063,502	0%	100%	0%
							\$0	\$28,063,502	\$0

Appendix D Performance Linked Investments 2027-2031 (Continued)

FFY	Project ID	Municipality	MassDOT Project Description	District	Funding Source	Adjusted TFPC	PM 1	PM 2	PM 3
2030	612494	Multiple	SPRINGFIELD- WEST SPRINGFIELD- BRIDGE REPLACEMENT, S-24-003=W-21-002, (US-20) PARK AVENUE OVER CONNECTICUT RIVER	2	NHPP-PEN	\$78,570,156	0%	100%	0%
							\$0	\$78,570,156	\$0
2030	613119	Multiple	LUDLOW- SPRINGFIELD- BRIDGE REPLACEMENT, L-16-008=S-24-002, ST 21 (LUDLOW AVENUE) OVER CHICOPEE RIVER	2	NHPP-PEN	\$20,000,000	0%	100%	0%
							\$0	\$20,000,000	\$0
2030	613651	Blandford	BLANDFORD- CULVERT REPLACEMENT, B-14-028, ROUTE 23 OVER POND BROOK	1	PRCT90	\$2,512,272	0%	100%	0%
							\$0	\$2,512,272	\$0
2030	616340	Holyoke	HOLYOKE- PAVEMENT PRESERVATION ON US5 (MM 16.04-20.20)	2	NHPP	\$7,765,766	0%	100%	0%
							\$0	\$7,765,766	\$0
2030	612494	Multiple	SPRINGFIELD- WEST SPRINGFIELD- BRIDGE REPLACEMENT, S-24-003=W-21-002, (US-20) PARK AVENUE OVER CONNECTICUT RIVER	2	NFP	\$9,609,600	0%	100%	0%
							\$0	\$9,609,600	\$0
2030	613442	Holyoke	HOLYOKE- H.B. LAWRENCE ELEMENTARY SCHOOL IMPROVEMENTS (SRTS)	2	TAP	\$1,675,887	100%	0%	0%
							\$1,675,887	\$0	\$0
2030	S12988	Multiple	WEST SPRINGFIELD- RAILROAD CROSSING ELIMINATION ON FRONT STREET (CROSSING NO. DOT525901A)	2	RRHE	\$2,593,832	75%	0%	25%
							\$1,945,374	\$0	\$648,458
2031	612984	Monson	MONSON- RESURFACING AND RELATED WORK ON MAIN STREET (ROUTE 32)	2	STBG	\$4,800,000	15%	85%	0%
							\$720,000	\$4,080,000	\$0
2031	613320	Holyoke	HOLYOKE- CORRIDOR IMPROVEMENTS ON HIGH AND MAPLE STREETS	2	STBG	\$4,000,049	45%	45%	10%
							\$1,800,022	\$1,800,022	\$400,005
2031	612160	Multiple	MONSON- PALMER- BRIDGE REPLACEMENT, M-27-008=P-01-008, ROUTE 32 OVER QUABOAG RIVER	2	HIP-BR	\$7,256,274	0%	10%	0%
							\$0	\$725,627	\$0
2031	612494	Multiple	SPRINGFIELD- WEST SPRINGFIELD- BRIDGE REPLACEMENT, S-24-003=W-21-002, (US-20) PARK AVENUE OVER CONNECTICUT RIVER	2	NHPP	\$32,862,366	0%	100%	0%
							\$0	\$32,862,366	\$0

Appendix D Performance Linked Investments 2027-2031 (Continued)

FFY	Project ID	Municipality	MassDOT Project Description	District	Funding Source	Adjusted TFPC	PM 1	PM 2	PM 3	
2031	612494	Multiple	SPRINGFIELD- WEST SPRINGFIELD- BRIDGE REPLACEMENT, S-24-003=W-21-002, (US-20) PARK AVENUE OVER CONNECTICUT RIVER	2	NHPP-PEN	\$49,616,099	0%	100%	0%	
							\$0	\$49,616,099	\$0	
2031	613119	Multiple	LUDLOW- SPRINGFIELD- BRIDGE REPLACEMENT, L-16-008=S-24-002, ST 21 (LUDLOW AVENUE) OVER CHICOPEE RIVER	2	NHPP-PEN	\$18,954,057	0%	100%	0%	
							\$0	\$18,954,057	\$0	
2031	608787	Williamsburg	WILLIAMSBURG- CONSTRUCTION OF THE "MILL RIVER GREENWAY" SHARED USE PATH	1	PRCT	\$27,527,857	10%	0%	90%	
							\$2,752,786	\$0	\$24,775,071	
2031	616368	Blandford	BLANFORD- PAVEMENT PRESERVATION ON SR23 (MM 27.7-33.3)	1	NHPP	\$5,629,038	0%	100%	0%	
							\$0	\$5,629,038	\$0	
2031	616373	Palmer	PALMER- PAVEMENT PRESERVATION ON SR20 (MM 80.3-82.5)	2	NHPP	\$2,576,013	0%	100%	0%	
							\$0	\$2,576,013	\$0	
2031	614045	West Springfield	WEST SPRINGFIELD- INTERSECTION IMPROVEMENTS AT ROUTE 20 AND SIBLEY AVENUE	2	HSIP	\$6,078,974	100%	0%	0%	
							\$6,078,974	\$0	\$0	
2031	608787	Williamsburg	WILLIAMSBURG- CONSTRUCTION OF THE "MILL RIVER GREENWAY" SHARED USE PATH	1	NHPP	\$15,819,082	10%	0%	90%	
							\$1,581,908	\$0	\$14,237,174	
2031	612245	Belchertown	BELCHERTOWN- MASS CENTRAL RAIL TRAIL (MCRT, SECTION 1C)	2	CMAQ	\$6,423,790	10%	0%	90%	
							\$642,379	\$0	\$5,781,411	
2031	S12988	Multiple	WEST SPRINGFIELD- RAILROAD CROSSING ELIMINATION ON FRONT STREET (CROSSING NO. DOT525901A)	2	RRHE	\$2,593,832	75%	0%	25%	
							\$1,945,374	\$0	\$648,458	
Total 76 Projects								\$89,016,789	\$934,191,057	\$104,191,848

Table 31 TAM Investments 2027-2031`:

FFY	Program	Project ID	MassDOT Project Description	Total Funds	Total Programmed Funds	Targets
2027	Operating	RTD0010951	FACILITIES RENOVATION - CAPITAL State of Good Repair for all transit buildings including Admin and Maintenance	\$0		Maintenance
2027	Operating	RTD0010955	SHORT RANGE TRANSIT PLANNING	\$270,000		Modernization
2027	RTA Facility & System Modernization	PVTA011791	REHAB/RENOVATE - Admin Building OPERATIONS FACILITY - Main St Replace Rooftop HVAC and Systems Control; Replace interior sidewalk abutting building; repaint interior walls and replace ceiling tiles, replace building gutters and downspouts	\$500,000		Modernization
2027	RTA Facility & System Modernization	PVTA012169	Northampton Maintenance Facility Rehab and Renovation including state of good repairs activities such as expansion of EV charging capabilities, facility expansion NEPA alternative analysis, carport for Service Vehicles	\$390,000		Modernization
2027	RTA Facility & System Modernization	RTD0010928	REHAB/RENOVATE - Main St. MAINTENANCE FACILITY - Main St Paratransit O&M Renovate Office	\$1,540,000		Modernization
2027	RTA Facility & System Modernization	RTD0010951	FACILITIES RENOVATION - CAPITAL State of Good Repair for all transit buildings including Admin and Maintenance	\$25,000		Modernization
2027	RTA Facility & System Modernization	RTD0011399	REHAB/RENOVATE - MAINTENANCE FACILITY - Springfield O&M Facility at Cottage St. Electric Bus Chargers Expansion and Upgrades Phase I and Phase II	\$2,100,000		Modernization

Table 31 TAM Investments 2027-2031 (Continued)

FFY	Program	Project ID	MassDOT Project Description	Total Funds	Total Programmed Funds	Targets
2027	RTA Facility & Vehicle Maintenance	PVTA011786	UMass Bus Maintenance Facility Upgrades - Replacement of hydraulic lift; replacement of RTU and controls; upgrade building walkway and LED lights to parking areas, upgrade facility electrical system to code; renovate administration space and upgrade facility restrooms and office space, expand EV charging capabilities, Prepare a facilities assessment capital study; upgrade fuel and storage bay doors, replace roof at UMTS buildings, window replacement at UMTS building.	\$1,305,000		Maintenance
2027	RTA Facility & Vehicle Maintenance	RTD0009860	Environmental Compliance for all PVTA facilities.	\$40,000		Modernization
2027	RTA Facility & Vehicle Maintenance	RTD0010907	PURCHASE BUS SHELTERS INCLUDING PEDESTRIAN ACCESS	\$50,000		Maintenance
2027	RTA Facility & Vehicle Maintenance	RTD0010908	Signage and Lighting at bus stop locations	\$25,000		Maintenance
2027	RTA Facility & Vehicle Maintenance	RTD0010909	Bike access Equipment	\$14,000		Modernization
2027	RTA Facility & Vehicle Maintenance	RTD0010910	Information Technology Systems	\$4,350,730		Maintenance
2027	RTA Facility & Vehicle Maintenance	RTD0010911	Rehab Northampton Maintenance Facility as per FTA's Section 5339 Award	\$1,400,000		Modernization
2027	RTA Facility & Vehicle Maintenance	RTD0010912	UMass Bus Maintenance Facility - Workforce Development Upgrade Bus Bay Lateral Expansion	\$40,000		Modernization
2027	RTA Facility & Vehicle Maintenance	RTD0010914	Purchase Shop Equipment - All Garages	\$200,000		Maintenance
2027	RTA Fleet Upgrades	PVTA011781	Replacement of Articulated 60' Transit Buses and the replacement of 60' with 60' buses and in 2028 and 2029 replacement of 40' with 60'	\$2,481,364		Vehicles
2027	RTA Fleet Upgrades	RTD0011374	BUY REPLACEMENT 40-FT Electric and Hybrid transit buses	\$7,378,292		Vehicles
2027	RTA Fleet Upgrades	RTD0011375	BUY REPLACEMENT 35-FT buses with Electric and/or Hybrid BUS	\$4,464,565		Vehicles
2027	RTA Vehicle Replacement	PVTA012170	Replacement of Shuttle Transit buses less than 30'	\$308,024		Vehicles
2027	RTA Vehicle Replacement	RTD0010949	ACQUIRE - SUPPORT Vehicles	\$153,618		Vehicles

Table 31 TAM Investments 2027-2031 (Continued)

FFY	Program	Project ID	MassDOT Project Description	Total Funds	Total Programmed Funds	Targets
2027	RTA Vehicle Replacement	RTD0010959	ACQUIRE - Supervisory VEHICLES	\$110,114		Vehicles
2028	Operating	RTD0010951	FACILITIES RENOVATION - CAPITAL State of Good Repair for all transit buildings including Admin and Maintenance	\$0		Maintenance
2028	Operating	RTD0010955	SHORT RANGE TRANSIT PLANNING	\$270,000		Modernization
2028	RTA Facility & System Modernization	PVTA011791	REHAB/RENOVATE - Admin Building OPERATIONS FACILITY - Main St Replace Rooftop HVAC and Systems Control; Replace interior sidewalk abutting building; repaint interior walls and replace ceiling tiles, replace building gutters and downspouts	\$68,000		Modernization

2028	RTA Facility & System Modernization	PVTA012169	Northampton Maintenance Facility Rehab and Renovation including state of good repairs activities such as expansion of EV charging capabilities, facility expansion NEPA alternative analysis, carport for Service Vehicles	\$360,000		Modernization
2028	RTA Facility & System Modernization	RTD0010928	REHAB/RENOVATE - Main St. MAINTENANCE FACILITY - Main St Paratransit O&M Renovate Office	\$300,000		Modernization
2028	RTA Facility & System Modernization	RTD0010951	FACILITIES RENOVATION - CAPITAL State of Good Repair for all transit buildings including Admin and Maintenance	\$25,000		Modernization
2028	RTA Facility & System Modernization	RTD0011399	REHAB/RENOVATE - MAINTENANCE FACILITY - Springfield O&M Facility at Cottage St. Electric Bus Chargers Expansion and Upgrades Phase I and Phase II	\$100,000		Modernization

Table 31 TAM Investments 2027-2031 (Continued)

FFY	Program	Project ID	MassDOT Project Description	Total Funds	Total Programmed Funds	Targets
2028	RTA Facility & Vehicle Maintenance	PVTA011786	UMass Bus Maintenance Facility Upgrades - Replacement of hydraulic lift; replacement of RTU and controls; upgrade building walkway and LED lights to parking areas, upgrade facility electrical system to code; renovate administration space and upgrade facility restrooms and office space, expand EV charging capabilities, Prepare a facilities assessment capital study; upgrade fuel and storage bay doors, replace roof at UMTS buildings, window replacement at UMTS building.	\$2,005,000		Maintenance
2028	RTA Facility & Vehicle Maintenance	PVTA011793	Cottage St. MAINTENANCE FACILITY - Sealcoat Asphalt Parking lot, purchase FTA 11.44.03 and install bus simulator under FTA 11.42.20	\$560,000		Modernization
2028	RTA Facility & Vehicle Maintenance	RTD0009860	Environmental Compliance for all PVTA facilities.	\$40,000		Modernization
2028	RTA Facility & Vehicle Maintenance	RTD0010907	PURCHASE BUS SHELTERS INCLUDING PEDESTRIAN ACCESS	\$50,000		Maintenance
2028	RTA Facility & Vehicle Maintenance	RTD0010908	Signage and Lighting at bus stop locations	\$25,000		Maintenance
2028	RTA Facility & Vehicle Maintenance	RTD0010909	Bike access Equipment	\$14,000		Modernization
2028	RTA Facility & Vehicle Maintenance	RTD0010910	Information Technology Systems	\$4,338,960		Maintenance
2028	RTA Facility & Vehicle Maintenance	RTD0010911	Rehab Northampton Maintenance Facility as per FTA's Section 5339 Award	\$3,075,000		Maintenance
2028	RTA Facility & Vehicle Maintenance	RTD0010912	UMass Bus Maintenance Facility - Workforce Development Upgrade Bus Bay Lateral Expansion	\$40,000		Modernization
2028	RTA Facility & Vehicle Maintenance	RTD0010914	Purchase Shop Equipment - All Garages	\$200,000		Maintenance
2028	RTA Fleet Upgrades	PVTA011781	Replacement of Articulated 60' Transit Buses and the replacement of 60' with 60' buses and in 2028 and 2029 replacement of 40' with 60'	\$2,605,431		Vehicles
2028	RTA Fleet Upgrades	RTD0011374	BUY REPLACEMENT 40-FT Electric and Hybrid transit buses	\$7,440,160		Vehicles

Table 31 TAM Investments 2027-2031 (Continued)

FFY	Program	Project ID	MassDOT Project Description	Total Funds	Total Programmed Funds	Targets
2028	RTA Vehicle Replacement	RTD0010949	ACQUIRE - SUPPORT Vehicles	\$80,000		Vehicles
2028	RTA Vehicle Replacement	RTD0010959	ACQUIRE - Supervisory VEHICLES	\$113,418		Vehicles
2029	Operating	RTD0010951	FACILITIES RENOVATION - CAPITAL State of Good Repair for all transit buildings including Admin and Maintenance	\$0		Maintenance
2029	Operating	RTD0010955	SHORT RANGE TRANSIT PLANNING	\$280,000		Modernization
2029	RTA Facility & System Modernization	PVTA011794	REHAB/RENOVATE - Cottage Street FACILITY -Phase III and IV Alternative Fuel	\$5,400,000		Modernization
2029	RTA Facility & System Modernization	PVTA012169	Northampton Maintenance Facility Rehab and Renovation including state of good repairs activities such as expansion of EV charging capabilities, facility expansion NEPA alternative analysis, carport for Service Vehicles	\$480,000		Modernization
2029	RTA Facility & System Modernization	RTD0010928	REHAB/RENOVATE - Main St. MAINTENANCE FACILITY - Main St Paratransit O&M Renovate Office	\$1,800,000		Modernization
2029	RTA Facility & System Modernization	RTD0010951	FACILITIES RENOVATION - CAPITAL State of Good Repair for all transit buildings including Admin and Maintenance	\$25,000		Modernization
2029	RTA Facility & System Modernization	RTD0011399	REHAB/RENOVATE - MAINTENANCE FACILITY - Springfield O&M Facility at Cottage St. Electric Bus Chargers Expansion and Upgrades Phase I and Phase II	\$100,000		Modernization
2029	RTA Facility & Vehicle Maintenance	PVTA011786	UMass Bus Maintenance Facility Upgrades - Replacement of hydraulic lift; replacement of RTU and controls; upgrade building walkway and LED lights to parking areas, upgrade facility electrical system to code; renovate administration space and upgrade facility restrooms and office space, expand EV charging capabilities, Prepare a facilities assessment capital study; upgrade fuel and storage bay doors, replace roof at UMTS buildings, window replacement at UMTS building.	\$1,420,000		Maintenance

Table 31 TAM Investments 2027-2031 (Continued)

FFY	Program	Project ID	MassDOT Project Description	Total Funds	Total Programmed Funds	Targets
2029	RTA Facility & Vehicle Maintenance	RTD0009860	Environmental Compliance for all PVTA facilities.	\$40,000		Modernization
2029	RTA Facility & Vehicle Maintenance	RTD0010907	PURCHASE BUS SHELTERS INCLUDING PEDESTRIAN ACCESS	\$50,000		Maintenance
2029	RTA Facility & Vehicle Maintenance	RTD0010908	Signage and Lighting at bus stop locations	\$25,000		Maintenance
2029	RTA Facility & Vehicle Maintenance	RTD0010909	Bike access Equipment	\$14,000		Modernization
2029	RTA Facility & Vehicle Maintenance	RTD0010910	Information Technology Systems	\$4,243,600		Maintenance
2029	RTA Facility & Vehicle Maintenance	RTD0010912	UMass Bus Maintenance Facility - Workforce Development Upgrade Bus Bay Lateral Expansion	\$40,000		Modernization
2029	RTA Facility & Vehicle Maintenance	RTD0010914	Purchase Shop Equipment - All Garages	\$225,000		Maintenance

2029	RTA Fleet Upgrades	PVTA011781	Replacement of Articulated 60' Transit Buses and the replacement of 60' with 60' buses and in 2028 and 2029 replacement of 40' with 60'	\$4,103,555		Vehicles
2029	RTA Fleet Upgrades	RTD0011374	BUY REPLACEMENT 40-FT Electric and Hybrid transit buses	\$4,687,301		Vehicles
2029	RTA Fleet Upgrades	RTD0011375	BUY REPLACEMENT 35-FT buses with Electric and/or Hybrid BUS	\$2,981,595		Vehicles
2029	RTA Vehicle Replacement	RTD0010949	ACQUIRE - SUPPORT Vehicles	\$85,000		Vehicles
2029	RTA Vehicle Replacement	RTD0010959	ACQUIRE - Supervisory VEHICLES	\$116,820		Vehicles
2030	Operating	RTD0010951	FACILITIES RENOVATION - CAPITAL State of Good Repair for all transit buildings including Admin and Maintenance	\$0		Maintenance
2030	Operating	RTD0010955	SHORT RANGE TRANSIT PLANNING	\$285,000		Modernization
2030	RTA Facility & System Modernization	RTD0010928	REHAB/RENOVATE - Main St. MAINTENANCE FACILITY - Main St Paratransit O&M Renovate Office	\$1,080,000		Modernization
2030	RTA Facility & System Modernization	RTD0010951	FACILITIES RENOVATION - CAPITAL State of Good Repair for all transit buildings including Admin and Maintenance	\$25,000		Modernization

Table 31 TAM Investments 2027-2031 (Continued)

FFY	Program	Project ID	MassDOT Project Description	Total Funds	Total Programmed Funds	Targets
2030	RTA Facility & System Modernization	RTD0011399	REHAB/RENOVATE - MAINTENANCE FACILITY - Springfield O&M Facility at Cottage St. Electric Bus Chargers Expansion and Upgrades Phase I and Phase II	\$100,000		Modernization
2030	RTA Facility & Vehicle Maintenance	PVTA011786	UMass Bus Maintenance Facility Upgrades - Replacement of hydraulic lift; replacement of RTU and controls; upgrade building walkway and LED lights to parking areas, upgrade facility electrical system to code; renovate administration space and upgrade facility restrooms and office space, expand EV charging capabilities, Prepare a facilities assessment capital study; upgrade fuel and storage bay doors, replace roof at UMTS buildings, window replacement at UMTS building.	\$1,110,000		Maintenance
2030	RTA Facility & Vehicle Maintenance	RTD0009860	Environmental Compliance for all PVTA facilities.	\$40,000		Modernization
2030	RTA Facility & Vehicle Maintenance	RTD0010907	PURCHASE BUS SHELTERS INCLUDING PEDESTRIAN ACCESS	\$70,000		Maintenance
2030	RTA Facility & Vehicle Maintenance	RTD0010908	Signage and Lighting at bus stop locations	\$25,000		Maintenance
2030	RTA Facility & Vehicle Maintenance	RTD0010909	Bike access Equipment	\$14,000		Modernization
2030	RTA Facility & Vehicle Maintenance	RTD0010910	Information Technology Systems	\$4,370,908		Maintenance
2030	RTA Facility & Vehicle Maintenance	RTD0010914	Purchase Shop Equipment - All Garages	\$225,000		Maintenance
2030	RTA Fleet Upgrades	RTD0011374	BUY REPLACEMENT 40-FT Electric and Hybrid transit buses	\$9,843,331		Vehicles
2030	RTA Fleet Upgrades	RTD0011375	BUY REPLACEMENT 35-FT buses with Electric and/or Hybrid BUS	\$4,696,013		Vehicles
2030	RTA Vehicle Replacement	RTD0010949	ACQUIRE - SUPPORT Vehicles	\$170,000		Vehicles
2030	RTA Vehicle Replacement	RTD0010959	ACQUIRE - Supervisory VEHICLES	\$120,325		Vehicles
2031	Operating	RTD0010915	ADA Operating Assistance	\$1,329,549		Modernization
2031	Operating	RTD0010933	PREVENTIVE MAINTENANCE	\$4,451,098		Maintenance

Table 31 TAM Investments 2027-2031 (Continued)

FFY	Program	Project ID	MassDOT Project Description	Total Funds	Total Programmed Funds	Targets
2031	Operating	RTD0010951	FACILITIES RENOVATION - CAPITAL State of Good Repair for all transit buildings including Admin and Maintenance	\$25,000		Maintenance
2031	Operating	RTD0010955	SHORT RANGE TRANSIT PLANNING	\$285,000		Modernization
2031	RTA Facility & System Modernization	RTD0010951	FACILITIES RENOVATION - CAPITAL State of Good Repair for all transit buildings including Admin and Maintenance	\$25,000		Modernization
2031	RTA Facility & System Modernization	RTD0011399	REHAB/RENOVATE - MAINTENANCE FACILITY - Springfield O&M Facility at Cottage St. Electric Bus Chargers Expansion and Upgrades Phase I and Phase II	\$100,000		Modernization
2031	RTA Facility & Vehicle Maintenance	PVTA011786	UMass Bus Maintenance Facility Upgrades - Replacement of hydraulic lift; replacement of RTU and controls; upgrade building walkway and LED lights to parking areas, upgrade facility electrical system to code; renovate administration space and upgrade facility restrooms and office space, expand EV charging capabilities, Prepare a facilities assessment capital study; upgrade fuel and storage bay doors, replace roof at UMTS buildings, window replacement at UMTS building.	\$270,000		Maintenance
2031	RTA Facility & Vehicle Maintenance	RTD0009860	Environmental Compliance for all PVTA facilities.	\$40,000		Modernization
2031	RTA Facility & Vehicle Maintenance	RTD0010907	PURCHASE BUS SHELTERS INCLUDING PEDESTRIAN ACCESS	\$70,000		Maintenance
2031	RTA Facility & Vehicle Maintenance	RTD0010908	Signage and Lighting at bus stop locations	\$25,000		Maintenance
2031	RTA Facility & Vehicle Maintenance	RTD0010909	Bike access Equipment	\$14,000		Modernization
2031	RTA Facility & Vehicle Maintenance	RTD0010910	Information Technology Systems	\$4,502,035		Maintenance
2031	RTA Facility & Vehicle Maintenance	RTD0010914	Purchase Shop Equipment - All Garages	\$225,000		Maintenance
2031	RTA Fleet Upgrades	RTD0011374	BUY REPLACEMENT 40-FT Electric and Hybrid transit buses	\$6,890,332		Vehicles

Table 31 TAM Investments 2027-2031 (Continued)

FFY	Program	Project ID	MassDOT Project Description	Total Funds	Total Programmed Funds	Targets
2031	RTA Fleet Upgrades	RTD0011375	BUY REPLACEMENT 35-FT buses with Electric and/or Hybrid BUS	\$6,574,418		Vehicles
2031	RTA Vehicle Replacement	PVTA012170	Replacement of Shuttle Transit buses less than 30'	\$353,416		Vehicles
2031	RTA Vehicle Replacement	RTD0010949	ACQUIRE - SUPPORT Vehicles	\$88,128		Vehicles
2031	RTA Vehicle Replacement	RTD0010959	ACQUIRE - Supervisory VEHICLES	\$126,341		Vehicles

Appendix E Statewide Projects

Year	MassDOT Project ID	MPO	Municipality	MassDOT Project Description	District	Funding Source	Adjusted TFPC	Total Programmed Funds	Federal Funds	Non-Federal Funds	MPO Project Score	Entity Receiving Transfer	PSAC Score	Earmark Details	Proponent	Other Information		
Federal Fiscal Year 2027								\$199,795,278	\$162,871,708	\$36,923,570								
Section 1B / Earmark or Discretionary Grant Funded Projects								\$35,650,540	\$28,520,432	\$7,130,108								
Bridge On-System (BFP)								\$32,110,770	\$25,688,616	\$6,422,154								
2027	612506	Statewide	Multiple	HATFIELD- WHATELY- BRIDGE PRESERVATION, H-11-030, W-33-019, W-33-020, ROUTES 5 & 10 OVER I-91 (SEPARATE CROSSINGS)	2	HIP-BR	\$31,006,867	\$32,110,770	\$25,688,616	\$6,422,154						AC'd two years (FFY 27-28)		
Ferry Boat Program								\$2,414,770	\$1,931,816	\$482,954								
2027	S13273	Statewide		Ferry Boat Program Placeholder (FFY 2027-2031)		FBP	\$12,566,558	\$2,414,770	\$1,931,816	\$482,954								
Earmark Discretionary								\$1,125,000	\$900,000	\$225,000								
2027	S13450	Statewide	Revere	Revere RCP Grant - Walking to Wonderland- Removing the transportation barriers of the MBTA commuter rail, RT 1A and RT 60	4	Other FA	\$500,000	\$500,000	\$400,000	\$100,000					Revere	\$400k federal Reconnecting Communities Program (RCP) planning grant. \$100k in non-federal match.		
2027	S13453	Statewide	Quincy	Quincy - Reconstruction of Traffic Signals at Sea Street and Coddington Street Along Southern Artery (Design Earmark - MA295)	6	HPP	\$625,000	\$625,000	\$500,000	\$125,000				MA295	Quincy	Federal earmark (\$500k federal, \$125k local match). Earmark Demo ID is MA295. Obligation deadline is 9/30/2027. This funding is supplementing a \$10.4M RAISE/BUILD grant the City rec'd for construction (SOUTHERN ARTERY (ROUTE 3-A) MULTI-MODAL TRANSPORTATION PROJECT) (614261).		
Section 2A / Federal Aid Funded State Prioritized Reliability Projects								\$40,801,432	\$34,247,473	\$6,553,959								
Safety Improvements								\$15,366,136	\$13,829,522	\$1,536,614								
2027	614026	Multiple		DISTRICT 2- WRONG-WAY COUNTERMEASURES AT OFF-RAMPS AT MULTIPLE LOCATIONS	2	HSIP	\$3,106,722	\$3,106,722	\$2,796,050	\$310,672								
2027	614237	Multiple		DISTRICT 6- VRU SAFETY IMPROVEMENTS AT STATE SIGNALS AT MULTIPLE LOCATIONS	6	VUS	\$1,289,331	\$2,501,000	\$2,250,900	\$250,100								
2027	616304	Multiple		DISTRICT 2- DISTRICT 3- VRU CROSSWALK INSTALLATION AT STATE SIGNALS AT MULTIPLE LOCATIONS	2	VUS	\$3,265,823	\$3,265,823	\$2,939,241	\$326,582								
2027	616305	Multiple		DISTRICT 4- VRU CROSSWALK INSTALLATION AT STATE SIGNALS AT MULTIPLE LOCATIONS	4	VUS	\$2,254,382	\$2,254,382	\$2,028,944	\$225,438								
2027	616306	Multiple		DISTRICT 5- VRU CROSSWALK INSTALLATION AT STATE SIGNALS AT MULTIPLE LOCATIONS	5	VUS	\$1,238,209	\$199,778	\$179,800	\$19,978								
2027	616306	Multiple		DISTRICT 5- VRU CROSSWALK INSTALLATION AT STATE SIGNALS AT MULTIPLE LOCATIONS	5	HSIP	\$1,238,209	\$1,038,431	\$934,588	\$103,843								
2027	S13426	Statewide		SHSP UPDATES		HSIP	\$1,000,000	\$1,000,000	\$900,000	\$100,000								
2027	S13427	Statewide		SHSP STRATEGIES IMPLEMENTATION TO ADDRESS EMPHASIS AREAS (SAFETY PROGRAM - 2027)		HSIP	\$2,000,000	\$2,000,000	\$1,800,000	\$200,000								

Appendix E Statewide Projects (Continued)

Year	MassDOT Project ID	MPO	Municipality	MassDOT Project Description	District	Funding Source	Adjusted TFPC	Total Programmed Funds	Federal Funds	Non-Federal Funds	MPO Project Score	Entity Receiving Transfer	PSAC Score	Earmark Details	Proponent	Other Information	
Highway Resiliency Improvement Program								\$8,104,718	\$6,553,488	\$1,551,230							
2027	613940	Statewide		DISTRICT 4- SOIL RESTORATION TO PROMOTE POLLINATOR HABITAT AND STORMWATER INFILTRATION	4	PRCT90	\$697,138	\$697,138	\$627,424	\$69,714							
2027	S13214	Statewide		Statewide - Culvert and Drainage Inventory Mapping		PRCT	\$7,407,580	\$7,407,580	\$5,926,064	\$1,481,516							
Non-Interstate Pavement								\$6,283,063	\$5,026,450	\$1,256,613							
2027	616323	Statewide	Multiple	AMHERST- SUNDERLAND- PAVEMENT PRESERVATION ON SR116 (MM 24.06-28.70)	2	NHPP	\$6,283,063	\$6,283,063	\$5,026,450	\$1,256,613							
Bridge Inspections								\$11,047,515	\$8,838,012	\$2,209,503							
2027	S12633	Statewide		2026 Bridge Inspection & Data Control		NHPP	\$28,947,515	\$11,047,515	\$8,838,012	\$2,209,503							
Section 2B / Federal Aid Funded State Prioritized Modernization Projects								\$22,416,601	\$19,174,941	\$3,241,660							
Freight								\$12,416,601	\$11,174,941	\$1,241,660							
2027	613696	Statewide	Multiple	STATEWIDE- WEIGH IN MOTION STATION ENHANCEMENTS AND EXPANSION AT 15 LOCATIONS	3	NFP-I	\$22,877,196	\$12,416,601	\$11,174,941	\$1,241,660						NFP-I = \$19,592,556 NFP-NI = \$3,294,640	
Intelligent Transportation Systems								\$10,000,000	\$8,000,000	\$2,000,000							
2027	S12783	Statewide		STATEWIDE ITS Program - 2027-2031		NHPP	\$50,000,000	\$10,000,000	\$8,000,000	\$2,000,000							
Section 3A / Federal Aid Funded Planning/Adjustments/Pass-throughs								\$100,926,705	\$80,928,862	\$19,997,843							
State Planning & Research								\$27,118,796	\$21,695,037	\$5,423,759							
2027	S13481	Statewide		State Planning & Research (SPR) 1 Work Program (FFY 2028)		PLS	\$20,616,296	\$15,366,230	\$12,292,984	\$3,073,246						Includes FTA Section 5304 funds that were transferred to FHWA Statewide Planning funds (\$887,036 + state match).	
2027	S13481	Statewide		State Planning & Research (SPR) 1 Work Program (FFY 2028)		STBG	\$20,616,296	\$5,250,066	\$4,200,053	\$1,050,013						Includes FTA Section 5304 funds that were transferred to FHWA Statewide Planning funds (\$887,036 + state match).	
2027	S13482	Statewide		State Planning & Research (SPR) 2 Work Program (FFY 2028)		PLS	\$6,502,500	\$6,502,500	\$5,202,000	\$1,300,500							
Recreational Trails								\$1,468,578	\$1,174,862	\$293,716							
2027	S13502	Statewide		RECREATIONAL TRAILS PROGRAM (FFY2027)		REC	\$1,468,578	\$1,468,578	\$1,174,862	\$293,716							
SRTS Education								\$2,439,183	\$1,951,346	\$487,837							
2027	S13508	Statewide		Safe Routes to School (SRTS) Education (FFY 2027)		TAP	\$2,439,183	\$2,439,183	\$1,951,346	\$487,837							
Metropolitan Planning								\$20,046,950	\$16,037,560	\$4,009,390							
2027	S13513	Statewide		Metropolitan Planning (FFY 2028 UPWPs) - PL & SPR		PLM	\$20,046,950	\$20,046,950	\$16,037,560	\$4,009,390						Includes FTA Section 5303 funds that were transferred to FHWA Metropolitan Planning funds (\$4,254,192 + state match).	

Appendix E Statewide Projects (Continued)

Year	MassDOT Project ID	MPO	Municipality	MassDOT Project Description	District	Funding Source	Adjusted TFPC	Total Programmed Funds	Federal Funds	Non-Federal Funds	MPO Project Score	Entity Receiving Transfer	PSAC Score	Earmark Details	Proponent	Other Information	
Award Adjustments, Change Orders, etc.								\$27,500,000	\$22,187,498	\$5,312,502							
2027	S13515	Statewide		Awards, Adjustments, Change Orders, etc. (2027-2031)		STBG-BR-Off	\$137,500,000	\$1,600,222	\$1,280,178	\$320,044							
2027	S13515	Statewide		Awards, Adjustments, Change Orders, etc. (2027-2031)		CMAQ	\$137,500,000	\$2,971,470	\$2,377,176	\$594,294							
2027	S13515	Statewide		Awards, Adjustments, Change Orders, etc. (2027-2031)		HSIP	\$137,500,000	\$1,874,978	\$1,687,480	\$187,498							
2027	S13515	Statewide		Awards, Adjustments, Change Orders, etc. (2027-2031)		NHPP	\$137,500,000	\$17,368,600	\$13,894,880	\$3,473,720							
2027	S13515	Statewide		Awards, Adjustments, Change Orders, etc. (2027-2031)		STBG	\$137,500,000	\$1,969,306	\$1,575,445	\$393,861							
2027	S13515	Statewide		Awards, Adjustments, Change Orders, etc. (2027-2031)		TAP	\$137,500,000	\$817,025	\$653,620	\$163,405							
2027	S13515	Statewide		Awards, Adjustments, Change Orders, etc. (2027-2031)		PRCT	\$137,500,000	\$898,399	\$718,719	\$179,680							
Carbon Reduction								\$22,353,198	\$17,882,558	\$4,470,640							
2027	S13517	Statewide		Carbon Reduction Program Placeholder (FFY 2027-2031) - Flex to FTA for use by MBTA		CRP	\$51,504,427	\$9,897,005	\$7,917,604	\$1,979,401		MBTA				Placeholder TFPC based on sum of non-flex CRP apportionment for Boston UZA and proportionate flex CRP apportionment, with 20% match provided by MBTA.	
2027	S13518	Statewide		Carbon Reduction Program Placeholder (FFY 2027-2031) - Flex to FTA for use by RTAs		CRP	\$64,822,513	\$12,456,193	\$9,964,954	\$2,491,239						Placeholder TFPC based on sum of non-flex CRP apportionment for non-Boston UZAs and proportionate flex CRP apportionment, with 20% match provided by State.	

Appendix E Statewide Projects (Continued)

Year	MassDOT Project ID	MPO	Municipality	MassDOT Project Description	District	Funding Source	Adjusted TFPC	Total Programmed Funds	Federal Funds	Non-Federal Funds	MPO Project Score	Entity Receiving Transfer	PSAC Score	Earmark Details	Proponent	Other Information		
Federal Fiscal Year 2028								\$173,966,167	\$142,105,493	\$31,860,674								
Section 1B / Earmark or Discretionary Grant Funded Projects								\$5,893,033	\$5,400,420	\$492,613								
Bridge Off-system (BFP)								\$3,429,968	\$3,429,968	\$0								
2028	613141	Statewide	Multiple	ATHOL- ORANGE- BRIDGE REPLACEMENT, A-15-017=O-03-001, LOGAN ROAD OVER THE EAST BRANCH OF THE TULLY RIVER	2	BROFF	\$3,429,968	\$3,429,968	\$3,429,968	\$0								
Ferry Boat Program								\$2,463,065	\$1,970,452	\$492,613								
2028	S13273	Statewide		Ferry Boat Program Placeholder (FFY 2027-2031)		FBP	\$12,566,558	\$2,463,065	\$1,970,452	\$492,613								
Section 2A / Federal Aid Funded State Prioritized Reliability Projects								\$49,825,641	\$41,919,581	\$7,906,060								
Safety Improvements								\$20,590,680	\$18,531,612	\$2,059,068								
2028	614273	Multiple		STATEWIDE- SYSTEMIC SAFETY IMPROVEMENTS WITH RRFBS AT MULTIPLE LOCATIONS	2	HSIP	\$4,153,231	\$4,153,231	\$3,737,908	\$415,323							Installation of RRFBS at 34 locations statewide	
2028	616281	Statewide		DISTRICT 3- SAFETY IMPROVEMENTS AT MULTIPLE LOCATIONS	3	HSIP	\$2,537,449	\$2,537,449	\$2,283,704	\$253,745								
2028	S13429	Statewide		SHSP STRATEGIES IMPLEMENTATION TO ADDRESS EMPHASIS AREAS (SAFETY PROGRAM - 2028)		VUS	\$2,000,000	\$1,000,000	\$900,000	\$100,000								
2028	S13429	Statewide		SHSP STRATEGIES IMPLEMENTATION TO ADDRESS EMPHASIS AREAS (SAFETY PROGRAM - 2028)		HSIP	\$2,000,000	\$1,000,000	\$900,000	\$100,000								
2028	S13430	Statewide		VRU SYSTEMIC SAFETY NEAR BUS STOPS - 2028		VUS	\$3,600,000	\$3,600,000	\$3,240,000	\$360,000								
2028	S13431	Statewide		GUIDE AND TRAFFIC SIGN REPLACEMENT PLACEHOLDER		HSIP	\$6,300,000	\$6,300,000	\$5,670,000	\$630,000								
2028	S13432	Statewide		IMPACT DEVELOPMENT/PORTAL UPDATE		HSIP	\$2,000,000	\$2,000,000	\$1,800,000	\$200,000								
Non-Interstate Pavement								\$5,334,961	\$4,267,969	\$1,066,992								
2028	616350	Statewide	Multiple	DRACUT- METHUEN- PAVEMENT PRESERVATION ON SR113 (MM 21.3-26.4)	4	NHPP	\$5,334,961	\$5,334,961	\$4,267,969	\$1,066,992								
Bridge Inspections								\$17,900,000	\$14,320,000	\$3,580,000								
2028	S12759	Statewide		2028 Bridge Inspection & Data Control		STBG-BR-Off	\$29,381,728	\$8,959,825	\$7,167,860	\$1,791,965								
2028	S12759	Statewide		2028 Bridge Inspection & Data Control		NHPP	\$29,381,728	\$8,940,175	\$7,152,140	\$1,788,035								
Highway Resiliency Improvement Program								\$6,000,000	\$4,800,000	\$1,200,000								
2028	S13457	Statewide		Statewide High Risk Infrastructure Resiliency Improvements		PRCT	\$7,000,000	\$6,000,000	\$4,800,000	\$1,200,000								

Appendix E Statewide Projects (Continued)

Year	MassDOT Project ID	MPO	Municipality	MassDOT Project Description	District	Funding Source	Adjusted TFPC	Total Programmed Funds	Federal Funds	Non-Federal Funds	MPO Project Score	Entity Receiving Transfer	PSAC Score	Earmark Details	Proponent	Other Information		
Section 2B / Federal Aid Funded State Prioritized Modernization Projects								\$15,930,411	\$12,744,329	\$3,186,082								
Accessibility Improvements								\$5,930,411	\$4,744,329	\$1,186,082								
2028	613668	Statewide		DISTRICT 2- ACCESSIBILITY IMPROVEMENTS AT MULTIPLE LOCATIONS (NORTHERN PROJECT)	2	STBG	\$1,058,768	\$1,058,768	\$847,014	\$211,754								
2028	613669	Statewide		DISTRICT 2- ACCESSIBILITY IMPROVEMENTS AT MULTIPLE LOCATIONS (CENTRAL PROJECT)	2	STBG	\$1,630,370	\$1,630,370	\$1,304,296	\$326,074								
2028	613720	Statewide		DISTRICT 5- ACCESSIBILITY IMPROVEMENTS AT MULTIPLE LOCATIONS (CENTRAL PROJECT)	5	STBG	\$1,539,286	\$1,539,286	\$1,231,429	\$307,857								
2028	613880	Statewide	Multiple	DISTRICT 4- ACCESSIBILITY IMPROVEMENTS AT MULTIPLE LOCATIONS (CENTRAL PROJECT)	4	STBG	\$1,701,987	\$1,701,987	\$1,361,590	\$340,397								
Intelligent Transportation Systems								\$10,000,000	\$8,000,000	\$2,000,000								
2028	S12783	Statewide		STATEWIDE ITS Program - 2027-2031		NHPP	\$50,000,000	\$10,000,000	\$8,000,000	\$2,000,000								
Section 3A / Federal Aid Funded Planning/Adjustments/Pass-throughs								\$102,317,082	\$82,041,163	\$20,275,919								
State Planning & Research								\$27,661,171	\$22,128,937	\$5,532,234								
2028	S13483	Statewide		State Planning & Research (SPR) 1 Work Program (FFY 2029-2032)		PLS	\$86,671,737	\$16,804,525	\$13,443,620	\$3,360,905						Includes FTA Section 5304 funds that were transferred to FHWA Statewide Planning funds: FY 28 - \$904,777 + match FY 29 - \$922,872 + match FY 30 - \$941,330 + match FY 31 - \$960,156 + match		
2028	S13483	Statewide		State Planning & Research (SPR) 1 Work Program (FFY 2029-2032)		STBG	\$86,671,737	\$4,224,096	\$3,379,277	\$844,819						Includes FTA Section 5304 funds that were transferred to FHWA Statewide Planning funds: FY 28 - \$904,777 + match FY 29 - \$922,872 + match FY 30 - \$941,330 + match FY 31 - \$960,156 + match		
2028	S13484	Statewide		State Planning & Research (SPR) 2 Work Program (FFY 2029-2032)		PLS	\$27,336,771	\$6,632,550	\$5,306,040	\$1,326,510								
Recreational Trails								\$1,468,578	\$1,174,862	\$293,716								
2028	S13503	Statewide		RECREATIONAL TRAILS PROGRAM (FFY2028)		REC	\$1,468,578	\$1,468,578	\$1,174,862	\$293,716								
SRTS Education								\$2,439,183	\$1,951,346	\$487,837								
2028	S13509	Statewide		Safe Routes to School (SRTS) Education (FFY 2028)		TAP	\$2,439,183	\$2,439,183	\$1,951,346	\$487,837								
Metropolitan Planning								\$20,447,889	\$16,358,311	\$4,089,578								
2028	S13514	Statewide		Metropolitan Planning (FFY 2029-32 UPWPs) - PL & SPR		PLM	\$84,278,184	\$20,447,889	\$16,358,311	\$4,089,578						Includes FTA Section 5303 funds that were transferred to FHWA Metropolitan Planning funds: FFY 28 - \$4,254,192 + state match FFY 29 - \$4,426,062 + state match FFY 30 - 4,514,583 + state match FFY 31 - \$4,604,875 + state match		

Appendix E Statewide Projects (Continued)

Year	MassDOT Project ID	MPO	Municipality	MassDOT Project Description	District	Funding Source	Adjusted TFPC	Total Programmed Funds	Federal Funds	Non-Federal Funds	MPO Project Score	Entity Receiving Transfer	PSAC Score	Earmark Details	Proponent	Other Information	
Award Adjustments, Change Orders, etc.								\$27,500,000	\$22,187,498	\$5,312,502							
2028	S13515	Statewide		Awards, Adjustments, Change Orders, etc. (2027-2031)		STBG-BR-Off	\$137,500,000	\$1,600,222	\$1,280,178	\$320,044							
2028	S13515	Statewide		Awards, Adjustments, Change Orders, etc. (2027-2031)		CMAQ	\$137,500,000	\$2,971,470	\$2,377,176	\$594,294							
2028	S13515	Statewide		Awards, Adjustments, Change Orders, etc. (2027-2031)		HSIP	\$137,500,000	\$1,874,978	\$1,687,480	\$187,498							
2028	S13515	Statewide		Awards, Adjustments, Change Orders, etc. (2027-2031)		NHPP	\$137,500,000	\$17,368,600	\$13,894,880	\$3,473,720							
2028	S13515	Statewide		Awards, Adjustments, Change Orders, etc. (2027-2031)		STBG	\$137,500,000	\$1,969,306	\$1,575,445	\$393,861							
2028	S13515	Statewide		Awards, Adjustments, Change Orders, etc. (2027-2031)		TAP	\$137,500,000	\$817,025	\$653,620	\$163,405							
2028	S13515	Statewide		Awards, Adjustments, Change Orders, etc. (2027-2031)		PRCT	\$137,500,000	\$898,399	\$718,719	\$179,680							
Carbon Reduction								\$22,800,261	\$18,240,209	\$4,560,052							
2028	S13517	Statewide		Carbon Reduction Program Placeholder (FFY 2027-2031) - Flex to FTA for use by MBTA		CRP	\$51,504,427	\$10,094,949	\$8,075,959	\$2,018,990		MBTA				Placeholder TFPC based on sum of non-flex CRP apportionment for Boston UZA and proportionate flex CRP apportionment, with 20% match provided by MBTA.	
2028	S13518	Statewide		Carbon Reduction Program Placeholder (FFY 2027-2031) - Flex to FTA for use by RTAs		CRP	\$64,822,513	\$12,705,312	\$10,164,250	\$2,541,062						Placeholder TFPC based on sum of non-flex CRP apportionment for non-Boston UZAs and proportionate flex CRP apportionment, with 20% match provided by State.	

Appendix E Statewide Projects (Continued)

Year	MassDOT Project ID	MPO	Municipality	MassDOT Project Description	District	Funding Source	Adjusted TFPC	Total Programmed Funds	Federal Funds	Non-Federal Funds	MPO Project Score	Entity Receiving Transfer	PSAC Score	Earmark Details	Proponent	Other Information	
Federal Fiscal Year 2029								\$164,447,429	\$133,185,441	\$31,261,988							
Section 1B / Earmark or Discretionary Grant Funded Projects								\$2,512,326	\$2,009,861	\$502,465							
Ferry Boat Program								\$2,512,326	\$2,009,861	\$502,465							
2029	S13273	Statewide		Ferry Boat Program Placeholder (FFY 2027-2031)		FBP	\$12,566,558	\$2,512,326	\$2,009,861	\$502,465							
Section 2A / Federal Aid Funded State Prioritized Reliability Projects								\$42,997,974	\$35,838,379	\$7,159,595							
Bridge Inspections								\$17,597,974	\$14,078,379	\$3,519,595							
2029	S12759	Statewide		2028 Bridge Inspection & Data Control		STBG-BR-Off	\$29,381,728	\$6,116,246	\$4,892,997	\$1,223,249							
2029	S12759	Statewide		2028 Bridge Inspection & Data Control		NHPP	\$29,381,728	\$11,481,728	\$9,185,382	\$2,296,346							
Bridge Off-system								\$10,000,000	\$8,000,000	\$2,000,000							
2029	S13276	Statewide		Off System Bridge Projects (Additional)		STBG-BR-Off	\$38,784,332	\$10,000,000	\$8,000,000	\$2,000,000							
Safety Improvements								\$14,400,000	\$12,960,000	\$1,440,000							
2029	S13433	Statewide		VRU SYSTEMIC SAFETY NEAR BUS STOPS - 2029		VUS	\$3,600,000	\$3,600,000	\$3,240,000	\$360,000							
2029	S13434	Statewide		GUIDE AND TRAFFIC SIGN REPLACEMENT PLACEHOLDER		HSIP	\$6,300,000	\$6,300,000	\$5,670,000	\$630,000							
2029	S13435	Statewide		SHSP STRATEGIES IMPLEMENTATION TO ADDRESS EMPHASIS AREAS (SAFETY PROGRAM - 2029)		VUS	\$4,500,000	\$1,000,000	\$900,000	\$100,000							
2029	S13435	Statewide		SHSP STRATEGIES IMPLEMENTATION TO ADDRESS EMPHASIS AREAS (SAFETY PROGRAM - 2029)		HSIP	\$4,500,000	\$3,500,000	\$3,150,000	\$350,000							
Highway Resiliency Improvement Program								\$1,000,000	\$800,000	\$200,000							
2029	S13457	Statewide		Statewide High Risk Infrastructure Resiliency Improvements		PRCT	\$7,000,000	\$1,000,000	\$800,000	\$200,000							
Section 2B / Federal Aid Funded State Prioritized Modernization Projects								\$15,201,856	\$12,161,485	\$3,040,371							
Accessibility Improvements								\$5,201,856	\$4,161,485	\$1,040,371							
2029	613670	Statewide		DISTRICT 2- ACCESSIBILITY IMPROVEMENTS AT MULTIPLE LOCATIONS (SOUTHERN PROJECT)	2	STBG	\$2,003,882	\$2,003,882	\$1,603,106	\$400,776							
2029	613673	Statewide		DISTRICT 3- ACCESSIBILITY IMPROVEMENTS AT MULTIPLE LOCATIONS (CENTRAL PROJECT)	3	STBG	\$1,488,540	\$1,488,540	\$1,190,832	\$297,708							
2029	613722	Statewide		DISTRICT 6- ACCESSIBILITY IMPROVEMENTS AT MULTIPLE LOCATIONS (CENTRAL PROJECT)	6	STBG	\$1,709,434	\$1,709,434	\$1,367,547	\$341,887							
Intelligent Transportation Systems								\$10,000,000	\$8,000,000	\$2,000,000							
2029	S12783	Statewide		STATEWIDE ITS Program - 2027-2031		NHPP	\$50,000,000	\$10,000,000	\$8,000,000	\$2,000,000							

Appendix E Statewide Projects (Continued)

Year	MassDOT Project ID	MPO	Municipality	MassDOT Project Description	District	Funding Source	Adjusted TFPC	Total Programmed Funds	Federal Funds	Non-Federal Funds	MPO Project Score	Entity Receiving Transfer	PSAC Score	Earmark Details	Proponent	Other Information		
Section 3A / Federal Aid Funded Planning/Adjustments/Pass-throughs								\$103,735,273	\$83,175,716	\$20,559,557								
State Planning & Research								\$28,214,397	\$22,571,518	\$5,642,879								
2029	S13483	Statewide		State Planning & Research (SPR) 1 Work Program (FFY 2029-2032)		PLS	\$86,671,737	\$17,140,616	\$13,712,493	\$3,428,123						Includes FTA Section 5304 funds that were transferred to FHWA Statewide Planning funds: FY 28 - \$904,777 + match FY 29 - \$922,872 + match FY 30 - \$941,330 + match FY 31 - \$960,156 + match		
2029	S13483	Statewide		State Planning & Research (SPR) 1 Work Program (FFY 2029-2032)		STBG	\$86,671,737	\$4,308,580	\$3,446,864	\$861,716						Includes FTA Section 5304 funds that were transferred to FHWA Statewide Planning funds: FY 28 - \$904,777 + match FY 29 - \$922,872 + match FY 30 - \$941,330 + match FY 31 - \$960,156 + match		
2029	S13484	Statewide		State Planning & Research (SPR) 2 Work Program (FFY 2029-2032)		PLS	\$27,336,771	\$6,765,201	\$5,412,161	\$1,353,040								
Recreational Trails								\$1,468,578	\$1,174,862	\$293,716								
2029	S13504	Statewide		RECREATIONAL TRAILS PROGRAM (FFY2029)		REC	\$1,468,578	\$1,468,578	\$1,174,862	\$293,716								
SRTS Education								\$2,439,183	\$1,951,346	\$487,837								
2029	S13510	Statewide		Safe Routes to School (SRTS) Education (FFY 2029)		TAP	\$2,439,183	\$2,439,183	\$1,951,346	\$487,837								
Metropolitan Planning								\$20,856,847	\$16,685,478	\$4,171,369								
2029	S13514	Statewide		Metropolitan Planning (FFY 2029-32 UPWPs) - PL & SPR		PLM	\$84,278,184	\$20,856,847	\$16,685,478	\$4,171,369						Includes FTA Section 5303 funds that were transferred to FHWA Metropolitan Planning funds: FFY 28 - \$4,254,192 + state match FFY 29 - \$4,426,062 + state match FFY 30 - 4,514,583 + state match FFY 31 - \$4,604,875 + state match		
Award Adjustments, Change Orders, etc.								\$27,500,000	\$22,187,498	\$5,312,502								
2029	S13515	Statewide		Awards, Adjustments, Change Orders, etc. (2027-2031)		STBG-BR-Off	\$137,500,000	\$1,600,222	\$1,280,178	\$320,044								
2029	S13515	Statewide		Awards, Adjustments, Change Orders, etc. (2027-2031)		CMAQ	\$137,500,000	\$2,971,470	\$2,377,176	\$594,294								
2029	S13515	Statewide		Awards, Adjustments, Change Orders, etc. (2027-2031)		HSIP	\$137,500,000	\$1,874,978	\$1,687,480	\$187,498								
2029	S13515	Statewide		Awards, Adjustments, Change Orders, etc. (2027-2031)		NHPP	\$137,500,000	\$17,368,600	\$13,894,880	\$3,473,720								
2029	S13515	Statewide		Awards, Adjustments, Change Orders, etc. (2027-2031)		STBG	\$137,500,000	\$1,969,306	\$1,575,445	\$393,861								
2029	S13515	Statewide		Awards, Adjustments, Change Orders, etc. (2027-2031)		TAP	\$137,500,000	\$817,025	\$653,620	\$163,405								
2029	S13515	Statewide		Awards, Adjustments, Change Orders, etc. (2027-2031)		PRCT	\$137,500,000	\$898,399	\$718,719	\$179,680								

Appendix E Statewide Projects (Continued)

Year	MassDOT Project ID	MPO	Municipality	MassDOT Project Description	District	Funding Source	Adjusted TFPC	Total Programmed Funds	Federal Funds	Non-Federal Funds	MPO Project Score	Entity Receiving Transfer	PSAC Score	Earmark Details	Proponent	Other Information	
Carbon Reduction								\$23,256,268	\$18,605,014	\$4,651,254							
2029	S13517	Statewide		Carbon Reduction Program Placeholder (FFY 2027-2031) - Flex to FTA for use by MBTA		CRP	\$51,504,427	\$10,296,848	\$8,237,478	\$2,059,370		MBTA				Placeholder TFPC based on sum of non-flex CRP apportionment for Boston UZA and proportionate flex CRP apportionment, with 20% match provided by MBTA.	
2029	S13518	Statewide		Carbon Reduction Program Placeholder (FFY 2027-2031) - Flex to FTA for use by RTAs		CRP	\$64,822,513	\$12,959,420	\$10,367,536	\$2,591,884						Placeholder TFPC based on sum of non-flex CRP apportionment for non-Boston UZAs and proportionate flex CRP apportionment, with 20% match provided by State.	

Appendix E Statewide Projects (Continued)

Year	MassDOT Project ID	MPO	Municipality	MassDOT Project Description	District	Funding Source	Adjusted TFPC	Total Programmed Funds	Federal Funds	Non-Federal Funds	MPO Project Score	Entity Receiving Transfer	PSAC Score	Earmark Details	Proponent	Other Information		
Federal Fiscal Year 2030								\$194,613,812	\$163,746,788	\$30,867,024								
Section 1B / Earmark or Discretionary Grant Funded Projects								\$2,562,573	\$2,050,058	\$512,515								
Ferry Boat Program								\$2,562,573	\$2,050,058	\$512,515								
2030	S13273	Statewide		Ferry Boat Program Placeholder (FFY 2027-2031)		FBP	\$12,566,558	\$2,562,573	\$2,050,058	\$512,515								
Section 2A / Federal Aid Funded State Prioritized Reliability Projects								\$46,831,618	\$40,333,535	\$6,498,083								
Interstate Pavement								\$14,282,404	\$12,854,164	\$1,428,240								
2030	614263	Statewide	Multiple	NORTHBOROUGH- MARLBOROUGH- PAVEMENT PRESERVATION ON I-290 (MILE 14.7-20.02)	3	NHPP-I	\$14,282,404	\$14,282,404	\$12,854,164	\$1,428,240								
Non-Interstate Pavement								\$5,649,214	\$4,519,371	\$1,129,843								
2030	616358	Statewide		WESTMINSTER- GARDNER- PAVEMENT PRESERVATION ON SR140 NB (MM 97.8 TO MM 100.7)	3	NHPP	\$5,649,214	\$5,649,214	\$4,519,371	\$1,129,843								
Bridge Off-system								\$10,000,000	\$8,000,000	\$2,000,000								
2030	S13276	Statewide		Off System Bridge Projects (Additional)		STBG-BR-Off	\$38,784,332	\$10,000,000	\$8,000,000	\$2,000,000								
Bridge Inspections								\$2,500,000	\$2,000,000	\$500,000								
2030	S13277	Statewide		2030 Bridge Inspection & Data Control		NHPP	\$35,800,000	\$2,500,000	\$2,000,000	\$500,000								
Safety Improvements								\$14,400,000	\$12,960,000	\$1,440,000								
2030	S13436	Statewide		GUIDE AND TRAFFIC SIGN REPLACEMENT PLACEHOLDER		HSIP	\$6,300,000	\$6,300,000	\$5,670,000	\$630,000								
2030	S13437	Statewide		SHSP STRATEGIES IMPLEMENTATION TO ADDRESS EMPHASIS AREAS (SAFETY PROGRAM - 2030)		VUS	\$4,500,000	\$1,000,000	\$900,000	\$100,000								
2030	S13437	Statewide		SHSP STRATEGIES IMPLEMENTATION TO ADDRESS EMPHASIS AREAS (SAFETY PROGRAM - 2030)		HSIP	\$4,500,000	\$3,500,000	\$3,150,000	\$350,000								
2030	S13438	Statewide		VRU SYSTEMIC SAFETY NEAR BUS STOPS - 2030		VUS	\$3,600,000	\$3,600,000	\$3,240,000	\$360,000								
Section 2B / Federal Aid Funded State Prioritized Modernization Projects								\$15,037,800	\$12,030,240	\$3,007,560								
Accessibility Improvements								\$5,037,800	\$4,030,240	\$1,007,560								
2030	613671	Statewide		DISTRICT 3- ACCESSIBILITY IMPROVEMENTS AT MULTIPLE LOCATIONS (SOUTHERN PROJECT)	3	STBG	\$1,798,192	\$1,798,192	\$1,438,554	\$359,638								
2030	613672	Statewide		DISTRICT 3- ACCESSIBILITY IMPROVEMENTS AT MULTIPLE LOCATIONS (NORTHERN PROJECT)	3	STBG	\$1,967,833	\$1,967,833	\$1,574,266	\$393,567								
2030	613723	Statewide		DISTRICT 5- ACCESSIBILITY IMPROVEMENTS AT MULTIPLE LOCATIONS (SOUTHERN PROJECT)	5	STBG	\$1,271,775	\$1,271,775	\$1,017,420	\$254,355								
Intelligent Transportation Systems								\$10,000,000	\$8,000,000	\$2,000,000								
2030	S12783	Statewide		STATEWIDE ITS Program - 2027-2031		NHPP	\$50,000,000	\$10,000,000	\$8,000,000	\$2,000,000								

Appendix E Statewide Projects (Continued)

Year	MassDOT Project ID	MPO	Municipality	MassDOT Project Description	District	Funding Source	Adjusted TFPC	Total Programmed Funds	Federal Funds	Non-Federal Funds	MPO Project Score	Entity Receiving Transfer	PSAC Score	Earmark Details	Proponent	Other Information		
Section 3A / Federal Aid Funded Planning/Adjustments/Pass-throughs								\$130,181,821	\$109,332,955	\$20,848,866								
GANS Repayment								\$25,000,000	\$25,000,000	\$0								
2030	S13423	Statewide		GANS Repayment (2030)		NHPP-G	\$25,000,000	\$25,000,000	\$25,000,000	\$0								
State Planning & Research								\$28,778,683	\$23,022,946	\$5,755,737								
2030	S13483	Statewide		State Planning & Research (SPR) 1 Work Program (FFY 2029-2032)		PLS	\$86,671,737	\$17,483,428	\$13,986,742	\$3,496,686							Includes FTA Section 5304 funds that were transferred to FHWA Statewide Planning funds: FY 28 - \$904,777 + match FY 29 - \$922,872 + match FY 30 - \$941,330 + match FY 31 - \$960,156 + match	
2030	S13483	Statewide		State Planning & Research (SPR) 1 Work Program (FFY 2029-2032)		STBG	\$86,671,737	\$4,394,750	\$3,515,800	\$878,950							Includes FTA Section 5304 funds that were transferred to FHWA Statewide Planning funds: FY 28 - \$904,777 + match FY 29 - \$922,872 + match FY 30 - \$941,330 + match FY 31 - \$960,156 + match	
2030	S13484	Statewide		State Planning & Research (SPR) 2 Work Program (FFY 2029-2032)		PLS	\$27,336,771	\$6,900,505	\$5,520,404	\$1,380,101								
Recreational Trails								\$1,468,578	\$1,174,862	\$293,716								
2030	S13505	Statewide		RECREATIONAL TRAILS PROGRAM (FFY2030)		REC	\$1,468,578	\$1,468,578	\$1,174,862	\$293,716								
SRTS Education								\$2,439,183	\$1,951,346	\$487,837								
2030	S13511	Statewide		Safe Routes to School (SRTS) Education (FFY 2030)		TAP	\$2,439,183	\$2,439,183	\$1,951,346	\$487,837								
Metropolitan Planning								\$21,273,984	\$17,019,187	\$4,254,797								
2030	S13514	Statewide		Metropolitan Planning (FFY 2029-32 UPWPs) - PL & SPR		PLM	\$84,278,184	\$21,273,984	\$17,019,187	\$4,254,797							Includes FTA Section 5303 funds that were transferred to FHWA Metropolitan Planning funds: FFY 28 - \$4,254,192 + state match FFY 29 - \$4,426,062 + state match FFY 30 - 4,514,583 + state match FFY 31 - \$4,604,875 + state match	

Appendix E Statewide Projects (Continued)

Year	MassDOT Project ID	MPO	Municipality	MassDOT Project Description	District	Funding Source	Adjusted TFPC	Total Programmed Funds	Federal Funds	Non-Federal Funds	MPO Project Score	Entity Receiving Transfer	PSAC Score	Earmark Details	Proponent	Other Information	
Award Adjustments, Change Orders, etc.								\$27,500,000	\$22,187,498	\$5,312,502							
2030	S13515	Statewide		Awards, Adjustments, Change Orders, etc. (2027-2031)		STBG-BR-Off	\$137,500,000	\$1,600,222	\$1,280,178	\$320,044							
2030	S13515	Statewide		Awards, Adjustments, Change Orders, etc. (2027-2031)		CMAQ	\$137,500,000	\$2,971,470	\$2,377,176	\$594,294							
2030	S13515	Statewide		Awards, Adjustments, Change Orders, etc. (2027-2031)		HSIP	\$137,500,000	\$1,874,978	\$1,687,480	\$187,498							
2030	S13515	Statewide		Awards, Adjustments, Change Orders, etc. (2027-2031)		NHPP	\$137,500,000	\$17,368,600	\$13,894,880	\$3,473,720							
2030	S13515	Statewide		Awards, Adjustments, Change Orders, etc. (2027-2031)		STBG	\$137,500,000	\$1,969,306	\$1,575,445	\$393,861							
2030	S13515	Statewide		Awards, Adjustments, Change Orders, etc. (2027-2031)		TAP	\$137,500,000	\$817,025	\$653,620	\$163,405							
2030	S13515	Statewide		Awards, Adjustments, Change Orders, etc. (2027-2031)		PRCT	\$137,500,000	\$898,399	\$718,719	\$179,680							
Carbon Reduction								\$23,721,393	\$18,977,114	\$4,744,279							
2030	S13517	Statewide		Carbon Reduction Program Placeholder (FFY 2027-2031) - Flex to FTA for use by MBTA		CRP	\$51,504,427	\$10,502,785	\$8,402,228	\$2,100,557		MBTA				Placeholder TFPC based on sum of non-flex CRP apportionment for Boston UZA and proportionate flex CRP apportionment, with 20% match provided by MBTA.	
2030	S13518	Statewide		Carbon Reduction Program Placeholder (FFY 2027-2031) - Flex to FTA for use by RTAs		CRP	\$64,822,513	\$13,218,608	\$10,574,886	\$2,643,722						Placeholder TFPC based on sum of non-flex CRP apportionment for non-Boston UZAs and proportionate flex CRP apportionment, with 20% match provided by State.	

Appendix E Statewide Projects (Continued)

Year	MassDOT Project ID	MPO	Municipality	MassDOT Project Description	District	Funding Source	Adjusted TFPC	Total Programmed Funds	Federal Funds	Non-Federal Funds	MPO Project Score	Entity Receiving Transfer	PSAC Score	Earmark Details	Proponent	Other Information
Federal Fiscal Year 2031								\$248,559,856	\$205,997,154	\$42,562,702						
Section 1B / Earmark or Discretionary Grant Funded Projects								\$2,613,824	\$2,091,059	\$522,765						
Ferry Boat Program								\$2,613,824	\$2,091,059	\$522,765						
2031	S13273	Statewide		Ferry Boat Program Placeholder (FFY 2027-2031)		FBP	\$12,566,558	\$2,613,824	\$2,091,059	\$522,765						
Section 2A / Federal Aid Funded State Prioritized Reliability Projects								\$81,702,047	\$68,323,409	\$13,378,638						
Interstate Pavement								\$15,217,715	\$13,695,944	\$1,521,772						
2031	609099	Statewide	Multiple	MILFORD- HOPKINTON- WESTBOROUGH- SOUTHBOROUGH- RESURFACING AND RELATED WORK ON I-495N	3	NHPP-I	\$15,217,715	\$15,217,715	\$13,695,944	\$1,521,772						
Bridge Off-system								\$18,784,332	\$15,027,466	\$3,756,866						
2031	S13276	Statewide		Off System Bridge Projects (Additional)		STBG-BR-Off	\$38,784,332	\$18,784,332	\$15,027,466	\$3,756,866						
Bridge Inspections								\$33,300,000	\$26,640,000	\$6,660,000						
2031	S13277	Statewide		2030 Bridge Inspection & Data Control		NHPP	\$35,800,000	\$33,300,000	\$26,640,000	\$6,660,000						
Safety Improvements								\$14,400,000	\$12,960,000	\$1,440,000						
2031	S13439	Statewide		GUIDE AND TRAFFIC SIGN REPLACEMENT PLACEHOLDER		HSIP	\$6,300,000	\$6,300,000	\$5,670,000	\$630,000						
2031	S13440	Statewide		SHSP STRATEGIES IMPLEMENTATION TO ADDRESS EMPHASIS AREAS (SAFETY PROGRAM - 2031)		VUS	\$4,500,000	\$1,000,000	\$900,000	\$100,000						
2031	S13440	Statewide		SHSP STRATEGIES IMPLEMENTATION TO ADDRESS EMPHASIS AREAS (SAFETY PROGRAM - 2031)		HSIP	\$4,500,000	\$3,500,000	\$3,150,000	\$350,000						
2031	S13441	Statewide		VRU SYSTEMIC SAFETY NEAR BUS STOPS - 2031		VUS	\$3,600,000	\$3,600,000	\$3,240,000	\$360,000						
Section 2B / Federal Aid Funded State Prioritized Modernization Projects								\$25,801,083	\$20,640,866	\$5,160,217						
Accessibility Improvements								\$5,804,836	\$4,643,869	\$1,160,967						
2031	613719	Statewide		DISTRICT 5- ACCESSIBILITY IMPROVEMENTS AT MULTIPLE LOCATIONS (NORTHERN PROJECT)	5	STBG	\$2,398,297	\$2,398,297	\$1,918,638	\$479,659						
2031	613721	Statewide		DISTRICT 6- ACCESSIBILITY IMPROVEMENTS AT MULTIPLE LOCATIONS (SOUTHERN PROJECT)	6	STBG	\$1,698,727	\$1,698,727	\$1,358,982	\$339,745						
2031	613724	Statewide		DISTRICT 6- ACCESSIBILITY IMPROVEMENTS AT MULTIPLE LOCATIONS (NORTHERN PROJECT)	6	STBG	\$1,707,812	\$1,707,812	\$1,366,250	\$341,562						
Intelligent Transportation Systems								\$10,000,000	\$8,000,000	\$2,000,000						
2031	S12783	Statewide		STATEWIDE ITS Program - 2027-2031		NHPP	\$50,000,000	\$10,000,000	\$8,000,000	\$2,000,000						
Safe Routes to School								\$9,996,247	\$7,996,998	\$1,999,249						
2031	S13446	Statewide		STATEWIDE - SAFE ROUTES TO SCHOOL (SRTS) IMPROVEMENT PROJECTS (PLACEHOLDER FOR FY2031)		TAP	\$9,996,247	\$9,996,247	\$7,996,998	\$1,999,249						

Appendix E Statewide Projects (Continued)

Year	MassDOT Project ID	MPO	Municipality	MassDOT Project Description	District	Funding Source	Adjusted TFPC	Total Programmed Funds	Federal Funds	Non-Federal Funds	MPO Project Score	Entity Receiving Transfer	PSAC Score	Earmark Details	Proponent	Other Information
Section 2C / Federal Aid Funded State Prioritized Expansion Projects								\$11,785,600	\$9,428,480	\$2,357,120						
Bicycle and Pedestrian								\$11,785,600	\$9,428,480	\$2,357,120						
2031	S13458	Statewide		WAKEFIELD- RAIL TRAIL CONSTRUCTION NORTHERN SEGMENT		CMAQ	\$11,785,600	\$11,785,600	\$9,428,480	\$2,357,120						Placeholder for rail trail segment in the Lynnfield Wakefield Rail Trail alignment to be initiated
Section 3A / Federal Aid Funded Planning/Adjustments/Pass-throughs								\$126,657,302	\$105,513,339	\$21,143,963						
GANS Repayment								\$20,000,000	\$20,000,000	\$0						
2031	S13424	Statewide		GANS Repayment (2031)		NHPP-G	\$20,000,000	\$20,000,000	\$20,000,000	\$0						
State Planning & Research								\$29,354,257	\$23,483,406	\$5,870,851						
2031	S13483	Statewide		State Planning & Research (SPR) 1 Work Program (FFY 2029-2032)		PLS	\$86,671,737	\$17,833,097	\$14,266,478	\$3,566,619						Includes FTA Section 5304 funds that were transferred to FHWA Statewide Planning funds: FY 28 - \$904,777 + match FY 29 - \$922,872 + match FY 30 - \$941,330 + match FY 31 - \$960,156 + match
2031	S13483	Statewide		State Planning & Research (SPR) 1 Work Program (FFY 2029-2032)		STBG	\$86,671,737	\$4,482,645	\$3,586,116	\$896,529						Includes FTA Section 5304 funds that were transferred to FHWA Statewide Planning funds: FY 28 - \$904,777 + match FY 29 - \$922,872 + match FY 30 - \$941,330 + match FY 31 - \$960,156 + match
2031	S13484	Statewide		State Planning & Research (SPR) 2 Work Program (FFY 2029-2032)		PLS	\$27,336,771	\$7,038,515	\$5,630,812	\$1,407,703						
Recreational Trails								\$1,468,578	\$1,174,862	\$293,716						
2031	S13506	Statewide		RECREATIONAL TRAILS PROGRAM (FFY2031)		REC	\$1,468,578	\$1,468,578	\$1,174,862	\$293,716						
SRTS Education								\$2,439,183	\$1,951,346	\$487,837						
2031	S13512	Statewide		Safe Routes to School (SRTS) Education (FFY 2031)		TAP	\$2,439,183	\$2,439,183	\$1,951,346	\$487,837						
Metropolitan Planning								\$21,699,464	\$17,359,571	\$4,339,893						
2031	S13514	Statewide		Metropolitan Planning (FFY 2029-32 UPWPs) - PL & SPR		PLM	\$84,278,184	\$21,699,464	\$17,359,571	\$4,339,893						Includes FTA Section 5303 funds that were transferred to FHWA Metropolitan Planning funds: FFY 28 - \$4,254,192 + state match FFY 29 - \$4,426,062 + state match FFY 30 - 4,514,583 + state match FFY 31 - \$4,604,875 + state match

Appendix E Statewide Projects (Continued)

Year	MassDOT Project ID	MPO	Municipality	MassDOT Project Description	District	Funding Source	Adjusted TFPC	Total Programmed Funds	Federal Funds	Non-Federal Funds	MPO Project Score	Entity Receiving Transfer	PSAC Score	Earmark Details	Proponent	Other Information	
Award Adjustments, Change Orders, etc.								\$27,500,000	\$22,187,498	\$5,312,502							
2031	S13515	Statewide		Awards, Adjustments, Change Orders, etc. (2027-2031)		STBG-BR-Off	\$137,500,000	\$1,600,222	\$1,280,178	\$320,044							
2031	S13515	Statewide		Awards, Adjustments, Change Orders, etc. (2027-2031)		CMAQ	\$137,500,000	\$2,971,470	\$2,377,176	\$594,294							
2031	S13515	Statewide		Awards, Adjustments, Change Orders, etc. (2027-2031)		HSIP	\$137,500,000	\$1,874,978	\$1,687,480	\$187,498							
2031	S13515	Statewide		Awards, Adjustments, Change Orders, etc. (2027-2031)		NHPP	\$137,500,000	\$17,368,600	\$13,894,880	\$3,473,720							
2031	S13515	Statewide		Awards, Adjustments, Change Orders, etc. (2027-2031)		STBG	\$137,500,000	\$1,969,306	\$1,575,445	\$393,861							
2031	S13515	Statewide		Awards, Adjustments, Change Orders, etc. (2027-2031)		TAP	\$137,500,000	\$817,025	\$653,620	\$163,405							
2031	S13515	Statewide		Awards, Adjustments, Change Orders, etc. (2027-2031)		PRCT	\$137,500,000	\$898,399	\$718,719	\$179,680							
Carbon Reduction								\$24,195,820	\$19,356,656	\$4,839,164							
2031	S13517	Statewide		Carbon Reduction Program Placeholder (FFY 2027-2031) - Flex to FTA for use by MBTA		CRP	\$51,504,427	\$10,712,840	\$8,570,272	\$2,142,568		MBTA				Placeholder TFPC based on sum of non-flex CRP apportionment for Boston UZA and proportionate flex CRP apportionment, with 20% match provided by MBTA.	
2031	S13518	Statewide		Carbon Reduction Program Placeholder (FFY 2027-2031) - Flex to FTA for use by RTAs		CRP	\$64,822,513	\$13,482,980	\$10,786,384	\$2,696,596						Placeholder TFPC based on sum of non-flex CRP apportionment for non-Boston UZAs and proportionate flex CRP apportionment, with 20% match provided by State.	

Appendix F Metropolitan Planning Area (MPA) State and Local Consulted Agencies

As required in MAP-21, the Moving Ahead for Progress in the 21st Century Act (P.L. 112-141) consulted with agencies and officials responsible for other planning activities within the MPA (metropolitan planning area) that are affected by transportation (including State and local planned growth, economic development, environmental protection, airport operations, or freight movements) or coordinate its planning process (to the maximum extent practicable) with such planning activities

PVMPO fulfilled these requirements through the processes tied to the Joint Transportation Committee (JTC). Listed below are two tables, table 31 list agencies with transportation interest in the Metropolitan Planning Area (MPA) that were contacted for the purpose of consultation while developing the TIP. Table 32 lists the agencies from table 31 which responded and coordinated meetings were held during TIP development.

Table 32 Agencies Contacted

Agency	Agency Location
US Fish and Wildlife Service	Hadley
MassDOT - Office of Transportation Planning	Boston
FEDERAL HIGHWAY ADMIN	Cambridge
US EPA	Boston
US Army Corp of Engineers	Concord
Westfield River Wild and Scenic Advisory Committee	Haydenville
AIR QUALITY CONTROL (DEP)	Boston
FEDERAL TRANSIT ADMIN	Cambridge
MassDOT Highway Division District 1& 2	Northampton/Lenox
Economic Development Council of Western Mass	Springfield
PETER PAN BUS LINES, INC.	Springfield
Pioneer Valley Transit Authority (PVTA)	Springfield
BARNES AIRPORT	Westfield
Pioneer Valley RR	Westfield

Bike/Ped Community (MassBike)	Boston
UMASS Transit	Amherst
Columbia Greenway Rail Trail Committee	Westfield
Stockbridge Munsee Community	Williamstown
New Haven to Northampton Canal Greenway Committee	Multiple
Tha Nature Conservancy	Pittsfield

These agencies are solicited to comment and provide relevant information during TIP development and are invited to attend all meetings and workshop involving project evaluation. Agendas and information in regards the TIP and its development are distributed by mail prior to meetings as outlined in the Public Participation Plan for the Pioneer Valley.

Table 33 Agencies Providing Consultation

Agency	Agency Location
MassDOT OTP	Boston

Appendix G FAST Act Performance Management Information

The FHWA and FTA are jointly issuing this final rule to update the regulations governing the development of metropolitan transportation plans (MTP) and programs for urbanized areas, long-range statewide transportation plans and programs, and the congestion management process as well as revisions related to the use of and reliance on planning products developed during the planning process for project development and the environmental review process. The changes reflect the passage of the Moving Ahead for Progress in the 21st Century Act (MAP-21) and the Fixing America's Surface Transportation (FAST) Act. The MAP-21 continues many provisions related to transportation planning from prior laws; however, it introduces transformational changes and adds some new provisions. The FAST Act makes minor edits to existing provisions. The changes make the regulations consistent with current statutory requirements and implement the following: A new mandate for State departments of transportation (hereafter referred to simply as "States") and metropolitan planning organizations (MPO) to take a performance-based approach to planning and programming; a new emphasis on the nonmetropolitan transportation planning process, by requiring States to have a higher level of involvement with nonmetropolitan local officials and providing a process for the creation of regional transportation planning organizations (RTPO); a structural change to the membership of the larger MPOs; a new framework for voluntary scenario planning; new authority for the integration of the planning and environmental review processes; and a process for programmatic mitigation plans.¹

PVPC accomplished the MTP requirements of FAST Act through the recent update to the Transportation Evaluation Criteria (TEC) for the Pioneer Valley MPO. The table below shows the relationship between FAST act planning factors and our TEC.

Fast Act Planning Factors Relationship to the Transportation Evaluation Criteria (TEC)

Factor	Fast Act 10 Planning Factors Description	TEC Scoring Criteria
1	Support the economic vitality of the metropolitan areas, especially by enabling global competitiveness, productivity, and efficiency.	Smart Growth and Economic Development, System Preservation, Modernization and Efficiency
2	Increase the safety of the transportation system for motorized and non-motorized users.	Safety and Security, Quality of Life
3	Increase the security of the transportation system for motorized and non-motorized users.	Safety and Security, Quality of Life
4	Increase the accessibility and mobility of people and for freight.	Mobility, Smart Growth and Economic Development

¹<https://www.federalregister.gov/articles/2016/05/27/2016-11964/statewide-and-nonmetropolitan-transportation-planning-metropolitan-transportation-planning#h-9>

5	Protect and enhance the environment, promote energy conservation, improve the quality of life, and promote consistency between transportation improvements and State and local planned growth and economic development patterns.	Environment and historic weather, Quality of Life, Livability, Smart Growth and Economic Development
6	Enhance the integration and connectivity of the transportation system, across and between modes, for people and freight.	Smart Growth and Economic Development, Mobility
7	Promote efficient system management and operation.	System Preservation, Modernization and Efficiency, Mobility
8	Emphasize the preservation of the existing transportation system.	System Preservation, Modernization and Efficiency
9	Improve the resiliency and reliability of the transportation system and reduce or mitigate storm water impacts of surface transportation.	Environment and historic weather
10	Enhancing travel and tourism.	Mobility, Quality of Life

Appendix H Planning Acronyms

3C - Continuing, Comprehensive, and Cooperative Planning Process
AADT - Average Annual Daily Traffic
AASHTO - American Association of State Highway and Transportation Officials
ADA - Americans with Disabilities Act (1990)
ADT - Average Daily Traffic
AFV - Alternative Fuel Vehicles
ATR - Automatic Traffic Recorder
AVR - Average Vehicle Ridership
BAPAC - Barnes Aquifer Protection Advisory Committee
BID - Business Improvement District
BLOS - Bicycle Level of Service
BMP - Best Management Practice
BMS - Bridge Management System
CAAA - Clean Air Act Amendments of 1990
CBD - Central Business District
CDBG - Community Development Block Grant
CDC - Centers for Disease Control
CEDS - Comprehensive Economic Development Strategy
CIP - Capital Improvements Plan (or Program)
CMAQ - Congestion Mitigation and Air Quality Improvement Program
CMP - Congestion Management Process
CNG - Compressed Natural Gas
CO - Carbon Monoxide
COG - Council of Governments
CommPASS - Commonwealth Procurement Access and Solicitation System
CPA - Community Preservation Act
CPTC - Citizen Planner Training Collaborative
CRCOG - Capitol Region Council of Governments
CSO - Combined Sewer Overflow
DCR - Department of Conservation and Recreation
DEP - Department of Environmental Protection
DHCD - Department of Housing and Community Development
DLTA - Direct Local Technical Assistance

DOT - Department of Transportation
DPW - Department of Public Works
E.O. - Executive Order
EDC - Economic Development Council
EIR - Environmental Impact Report
EIS - Environmental Impact Statement
ENF - Environmental Notification Form
EOA - Economic Opportunity Area
EOEEA - Executive Office of Energy and Environmental Affairs
EPA - Environmental Protection Agency
FA - Federal Aid
FAST – Fixing America’s Surface Transportation Act
FC - Functional Classification (of roadways)
FHA - Federal Housing Administration
FHWA - Federal Highway Administration
FRCOG - Franklin Regional Council of Governments
FRTA – Franklin Regional Transit Authority
FTA - Federal Transit Administration
GHG - Greenhouse Gas
GIS - Geographic Information System
GPS - Global Positioning System
HOV - High Occupancy Vehicle
HUD - U.S. Department of Housing and Urban Development
ISTEA - Intermodal Surface Transportation Efficiency Act of 1991
ITS - Intelligent Transportation Systems
JARC - Job Access and Reverse Commute
JLSB - Jacob's Ladder Scenic Byway
JLT - Jacob's Ladder Trail
JTC - Joint Transportation Committee
LEP - Limited English Proficiency
LOS - Level of Service
LPMS - Local Pavement Management System
LRV - Light Rail Vehicle
LTA - Local Technical Assistance
M.G.L. - Massachusetts General Laws
MAP 21 - Moving Ahead for Progress in the 21st Century

MARPA - Massachusetts Association of Regional Planning Agencies
MassDOT - Massachusetts Department of Transportation
MassGIS - Massachusetts Geographic Information System
MEPA - Massachusetts Environmental Policy Act
MMA - Massachusetts Municipal Association
MOA - Memorandum of Agreement
MOU - Memorandum of Understanding
MPO - Metropolitan Planning Organization
MUTCD - Manual of Uniform Traffic Control Devices
NFA - Non-Federal Aid
NHS - National Highway System
NHTSA - National Highway Traffic Safety Administration
NOx - Nitrogen Oxide
NTSB - National Transportation Safety Board
OCI - Overall Condition Index (Pavement)
PCI - Pavement Condition Index
PL - [Metropolitan] Planning Funds
PMS - Pavement Management System
PMUG - Pavement Management Users Group
PPP - Public Participation Process
PVTA - Pioneer Valley Transit Authority
QVDCDC - Quaboag Valley Community Development Corp.
REB - Regional Employment Board
RIF - Roadway Inventory Files
RPA - Regional Planning Agency
RTA - Regional Transit Authority
RTP - Regional Transportation Plan
SAFETEA-LU - Safe, Accountable, Flexible, Efficient Transportation Equity Act: A Legacy for Users
SBA - Small Business Administration
SIP - State Implementation Plan (for air quality)
SKC - Sustainable Knowledge Corridor
SOV - Single Occupancy Vehicle
SPR - Statewide Planning and Research Funds
STIP - Statewide Transportation Improvement Program
STP - Surface Transportation Program
TCSP - Transportation and Community System Preservation [Pilot Program]

Appendices

TDM - Transportation Demand Management
TEA-21 - Transportation Equity Act for the 21st Century
TIP - Transportation Improvement Program
TMC - Turning Movement Count
TND - Traditional Neighborhood District
TOD - Transit Oriented Design (or Development)
TRB - Transportation Research Board
TRO - Trip Reduction Ordinance
TSM - Transportation Systems Management
UMass - University of Massachusetts
UPWP - Unified Planning Work Program
VMT - Vehicle Miles Traveled
VOC - Volatile Organic Compound
VOR - Vehicle Occupancy Rate
WBE - Women-owned Business Enterprises
WRWA - Westfield River Watershed Association
WRWSAC - Westfield River Wild & Scenic Advisory Committee
ZBA - Zoning Board of Adjustment (or Appeals)